

PROJECT 10073 RECORD

1. DATE - TIME GROUP 2130 EDT Sep 69 0130Z	2. LOCATION Dayton, Ohio
3. SOURCE Civilian	10. CONCLUSION Observed (INSUFFICIENT DATA)
4. NUMBER OF OBJECTS One (1)	
5. LENGTH OF OBSERVATION 1 minute	11. BRIEF SUMMARY AND ANALYSIS
6. TYPE OF OBSERVATION Ground-Visual	<div style="border: 1px solid black; padding: 5px;"> <p style="text-align: center;">RETURN TO:</p> <p style="text-align: center;">Director Aerospace Studies Inst AFM: Archives Branch Maxwell AFB, Alabama</p> <p style="text-align: right; font-size: 2em;">7-45-69-10-1 64-1161</p> </div>
7. COURSE unknown	
8. PHOTOS <input type="checkbox"/> Yes <input checked="" type="checkbox"/> No	
9. PHYSICAL EVIDENCE <input type="checkbox"/> Yes <input checked="" type="checkbox"/> No	

22. HAVE YOU EVER SEEN THIS OR A SIMILAR PHENOMENON BEFORE? YES NO. IF "YES," GIVE DATE AND LOCATION.

23. WAS ANYONE WITH YOU AT THE TIME YOU SAW THE PHENOMENON? YES NO. IF "YES," DID THEY SEE IT TOO?
 YES NO.

A. LIST THEIR NAMES

[REDACTED] UNK.

24. GIVE THE FOLLOWING INFORMATION ABOUT YOURSELF

LAST NAME FIRST NAME

[REDACTED]

ADDRESS

[REDACTED]

DAYTON

TELEPHONE (give number)

[REDACTED]

AGE

32

MALE

FEMALE

INCLUDE ADDITIONAL INFORMATION INCLUDING OCCUPATION AND ANY EXPERIENCE WHICH MAY BE PERTINENT.

[REDACTED]

Dayton Ohio

25. WHEN AND TO WHOM DID YOU REPORT THAT YOU HAD SIGHTED THIS PHENOMENON?

NAME _____ DAY _____ MONTH _____ YEAR _____

26. DATE YOU COMPLETED THIS QUESTIONNAIRE.

DAY _____ MONTH _____ YEAR _____

PROJECT 10073 RECORD

1. DATE - TIME GROUP Unknown Sep 67 Unknown	2. LOCATION Dayton, Ohio
3. SOURCE Civilian	10. CONCLUSION Insufficient Data
4. NUMBER OF OBJECTS Unknown	
5. LENGTH OF OBSERVATION Unknown	11. BRIEF SUMMARY AND ANALYSIS See Case.
6. TYPE OF OBSERVATION Ground-Visual	
7. COURSE Unknown	
8. PHOTOS <input type="checkbox"/> Yes <input checked="" type="checkbox"/> No	
9. PHYSICAL EVIDENCE <input type="checkbox"/> Yes <input checked="" type="checkbox"/> No	

DEPARTMENT OF THE AIR FORCE
HEADQUARTERS FOREIGN TECHNOLOGY DIVISION (AFSC)
WRIGHT-PATTERSON AIR FORCE BASE, OHIO 45433



REPLY TO
ATTN OF: TDPT (UFO)

25 SEP 1969

SUBJECT: UFO Observation, September 1969

TO:

[REDACTED]
Fairborn, Ohio 45324

Reference your recent unidentified flying object sighting which you reported to the Air Force. The information which we have received is not sufficient for a scientific investigation. Request you complete the attached AF Form 117 and return it in the self-addressed envelope. Thank you for reporting your observation to the Air Force.

Hector Quintanilla, Jr.
HECTOR QUINTANILLA, Jr, Lt Colonel, USAF
Chief, Aerial Phenomena Office
Aerospace Technologies Division
Production Directorate

1 Atch
AF Form 117 w/envelope

FTD (TD- PT/UFO)
WRIGHT-PATTERSON AFB, OHIO 45433

POSTAGE AND FEES PAID

UNITED STATES AIR FORCE
OFFICIAL BUSINESS

FIRST CLASS



Fairborn, Ohio 45324



REMOVED TO SENDER
UNKNOWN R. NO. 1 LAC
Institutional use only.
Moved, tell us and we'll
No such post office in state.
Do not remain in this envelope

UNKNOWN R. NO. 1 LAC

FTD FORM JUL 61 383 This form supersedes ATIC Form No. 383, dated Dec 60, which is obsolete.

Copy of Report

SIGHTING OF UNIDENTIFIED PHENOMENA QUESTIONNAIRE

BUDGET BUREAU APPROVAL
NUMBER 21-2253

THIS QUESTIONNAIRE HAS BEEN PREPARED SO THAT YOU CAN GIVE THE U.S. AIR FORCE AS MUCH INFORMATION AS POSSIBLE CONCERNING THE UNIDENTIFIED PHENOMENON THAT YOU HAVE OBSERVED. PLEASE TRY TO ANSWER ALL OF THE QUESTIONS. THE INFORMATION YOU GIVE WILL BE USED FOR RESEARCH PURPOSES. YOUR NAME WILL NOT BE USED IN CONNECTION WITH ANY OF YOUR STATEMENTS OR CONCLUSIONS WITHOUT YOUR PERMISSION. RETURN TO AIR FORCE BASE INVESTIGATOR FOR FORWARDING TO FTD (TDETR), WRIGHT-PATTERSON AFB, OHIO 45433, IAW AFR 80-17. (IF ADDITIONAL SHEETS ARE NEEDED FOR NARRATIVE OR SKETCHES ATTACH SECURELY TO THIS FORM OR ANNOTATE WITH YOUR NAME FOR IDENTIFICATION.)

1. WHEN DID YOU SEE THE PHENOMENON?

DAY _____ MONTH _____ YEAR _____

2. WHAT TIME DID YOU FIRST SIGHT THE PHENOMENON?

HOUR _____ MINUTES _____ A.M. P.M.

3. WHAT TIME DID YOU LAST SIGHT THE PHENOMENON?

HOUR _____ MINUTES _____ A.M. P.M.

4. TIME ZONE

DAYLIGHT SAVINGS

STANDARD

EASTERN

CENTRAL

MOUNTAIN

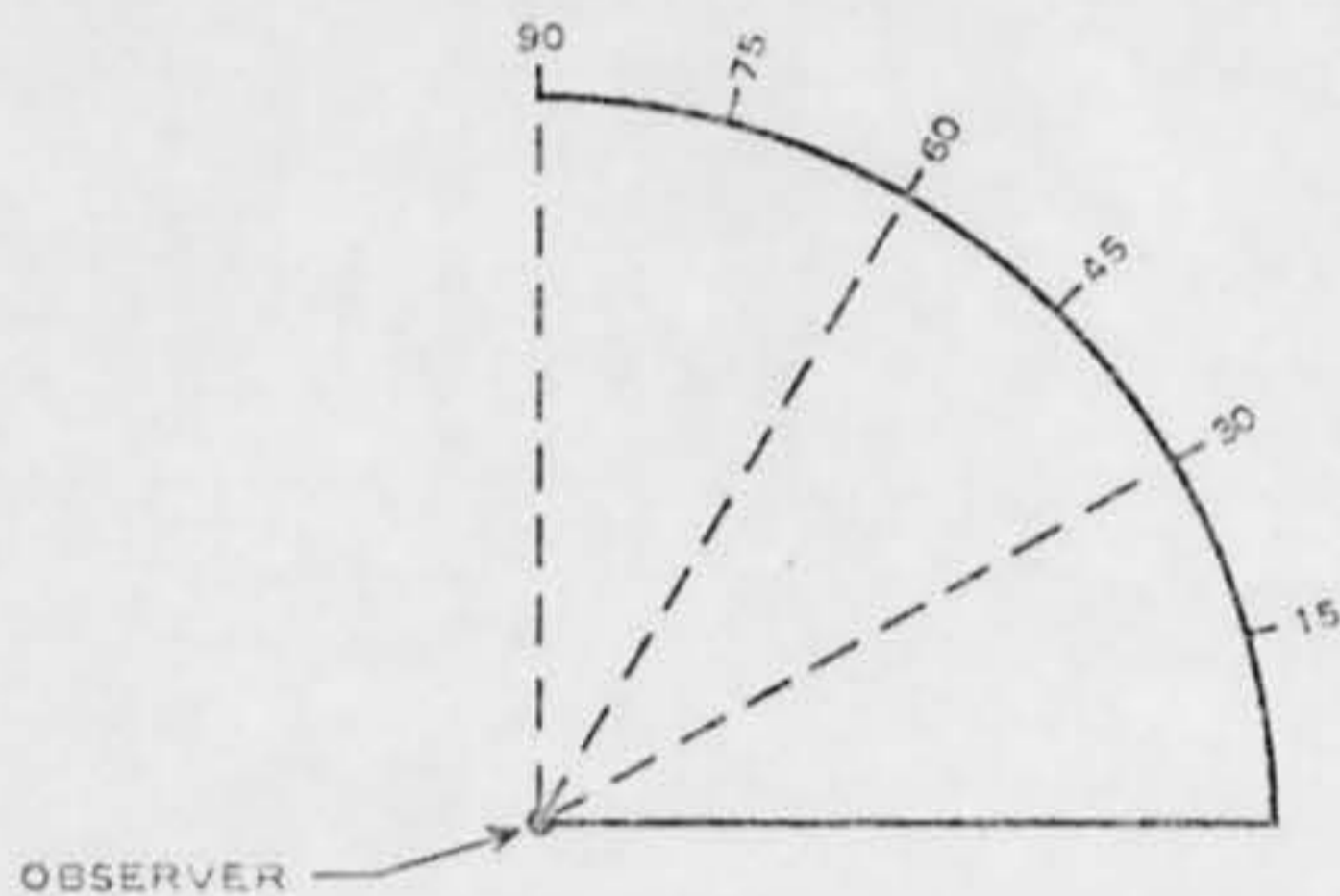
PACIFIC

OTHER

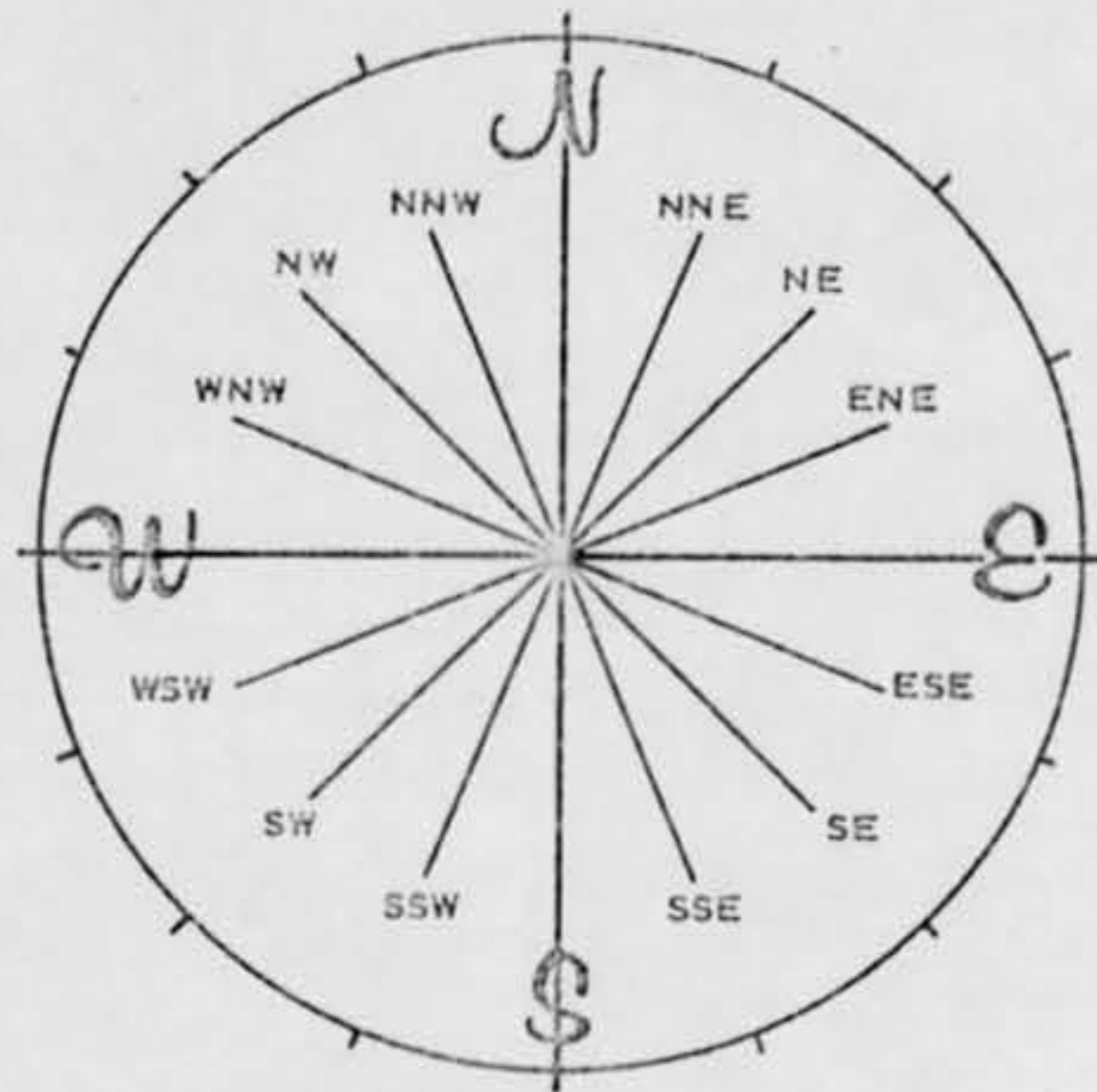
5. WHERE WERE YOU WHEN YOU SAW THE PHENOMENON? IF IN CITY, GIVE THE NEAREST STREET ADDRESS AND INDICATE ON A HAND DRAWN MAP WHERE YOU WERE STANDING WITH REFERENCE TO THE ADDRESS. IF IN THE COUNTRY, IDENTIFY THE HIGHWAY YOU WERE ON OR NEAR AND TRY TO FIX A DISTANCE AND DIRECTION FROM SOME RECOGNIZABLE LANDMARK.



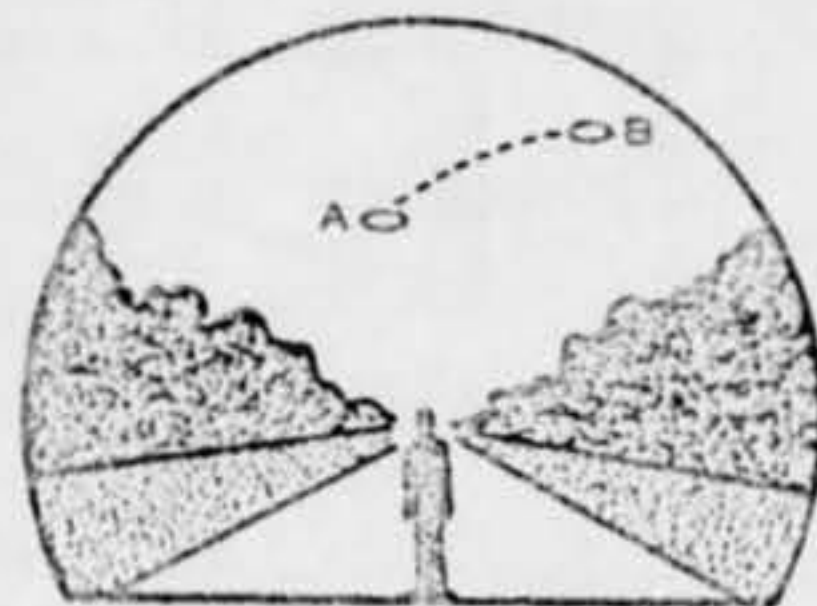
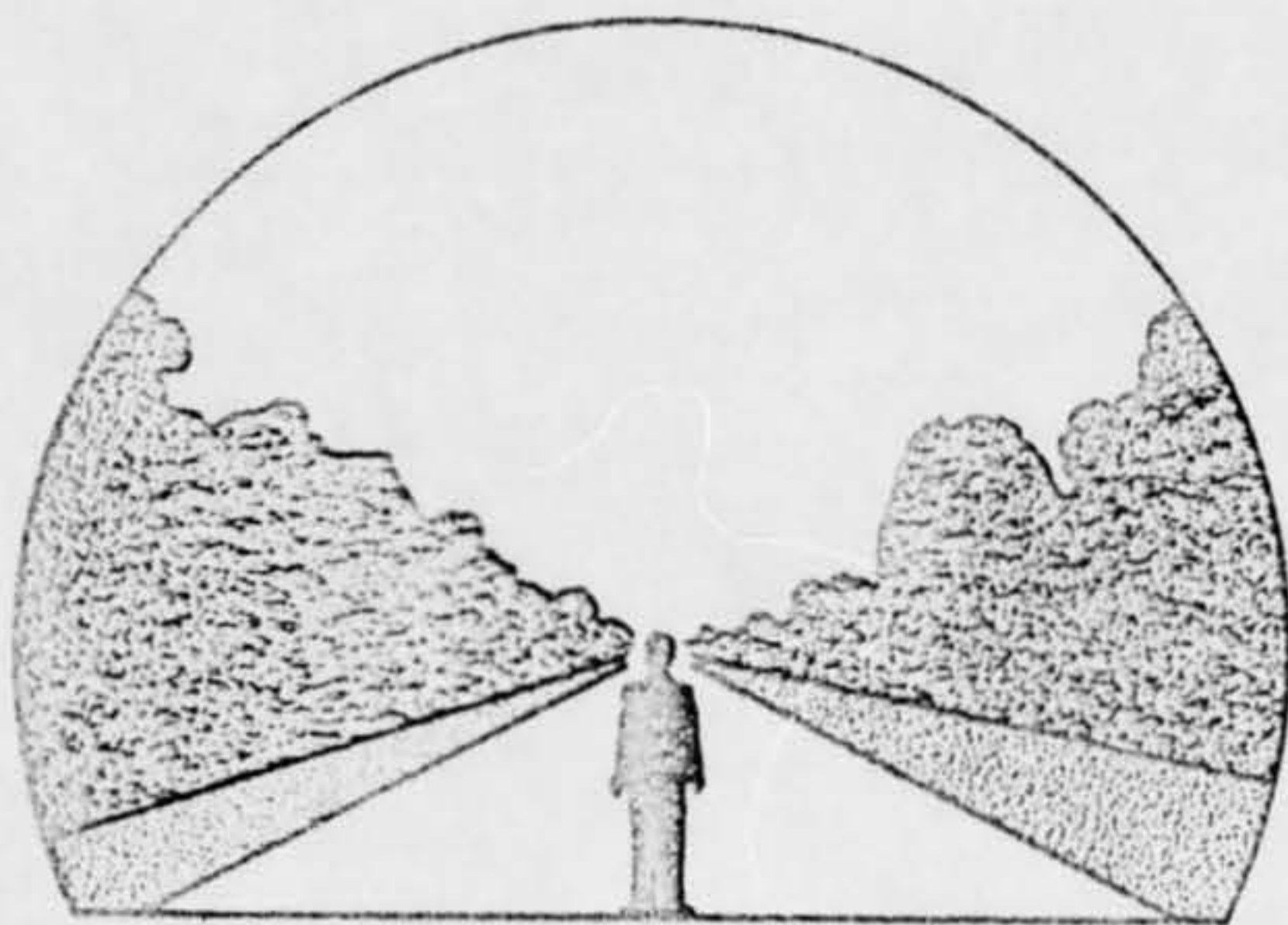
5. IMAGINE YOU ARE AT THE POINT SHOWN IN THE SKETCH, PLACE AN "A" ON THE CURVED LINE TO SHOW HOW HIGH THE PHENOMENON WAS ABOVE THE HORIZON, OR SKYLINE, WHEN FIRST SEEN. PLACE A "B" ON THE SAME CURVED LINE TO SHOW HOW HIGH ABOVE THE HORIZON THE PHENOMENON WAS WHEN LAST SEEN.



6A. NOW IMAGINE YOU ARE AT THE CENTER OF THE COMPASS ROSE. PLACE AN "A" ON THE COMPASS TO INDICATE THE DIRECTION TO THE PHENOMENON WHEN FIRST SEEN. PLACE A "B" ON THE COMPASS TO INDICATE THE DIRECTION TO THE PHENOMENON WHEN LAST SEEN.



7. IN THE SKETCH BELOW, PLACE AN "A" AT THE POSITION OF THE PHENOMENON WHEN FIRST SEEN, AND A "B" AT THE POSITION OF THE PHENOMENON WHEN LAST SEEN. CONNECT THE "A" AND "B" WITH A LINE TO APPROXIMATE THE MOVEMENT OF THE PHENOMENON BETWEEN "A" AND "B". THAT IS, SCHEMATICALLY SHOW WHETHER THE MOVEMENT APPEARED TO BE STRAIGHT, CURVED OR ZIG-ZAG. REFER TO SMALLER SKETCH AS AN EXAMPLE OF HOW TO COMPLETE THE LARGER SKETCH.



B. WHERE WERE YOU WHEN YOU SAW THE PHENOMENON? (Check appropriate blocks.)			
<input checked="" type="checkbox"/> OUTDOORS			IN BUSINESS SECTION OF CITY
<input type="checkbox"/> IN BUILDING			IN RESIDENTIAL SECTION OF CITY
<input type="checkbox"/> IN CAR <input type="checkbox"/> AS DRIVER <input type="checkbox"/> AS PASSENGER			IN OPEN COUNTRYSIDE
<input type="checkbox"/> IN BOAT			NEAR AIRFIELD
<input type="checkbox"/> IN AIRPLANE <input type="checkbox"/> AS PILOT <input type="checkbox"/> AS PASSENGER			FLYING OVER CITY
<input type="checkbox"/> OTHER			FLYING OVER OPEN COUNTRY
			OTHER
A. IF YOU WERE IN A VEHICLE, COMPLETE THE FOLLOWING:			
WHAT DIRECTION WERE YOU MOVING?		HOW FAST WERE YOU MOVING?	
<input type="checkbox"/> NORTH	<input type="checkbox"/> EAST		
<input checked="" type="checkbox"/> SOUTH	<input type="checkbox"/> WEST	DID YOU STOP ANYTIME WHILE OBSERVING THE PHENOMENON? <input type="checkbox"/> YES <input type="checkbox"/> NO	
<input type="checkbox"/> NORTHEAST	<input type="checkbox"/> SOUTHEAST		
<input type="checkbox"/> NORTHWEST	<input type="checkbox"/> SOUTHWEST		
EXPLAIN WHETHER SUCH MOVEMENT AFFECTS YOUR SKETCHES IN ITEMS 5 AND 6.			
DESCRIBE TYPE OF VEHICLE YOU WERE IN AND TYPE OF ROAD, TERRAIN OR BODY OF WATER YOU TRAVERSED DURING THE SIGHTING. STATE WHETHER WINDOWS OR CONVERTIBLE TOP WERE UP OR DOWN.			
HOW MUCH OTHER TRAFFIC WAS THERE?			
DID YOU NOTICE ANY AIRPLANES? <input type="checkbox"/> YES <input type="checkbox"/> NO. IF "YES," DESCRIBE WHEN THEY WERE IN SIGHT RELATIVE TO THE TIME OF SIGHTING THE PHENOMENON AND WHERE THEY WERE IN THE SKY RELATIVE TO THE POSITION OF THE PHENOMENON.			
9. HOW LONG WAS THE PHENOMENON IN SIGHT?			
LENGTH OF TIME	<input type="checkbox"/>	CERTAIN OF TIME	<input type="checkbox"/> NOT VERY SURE
	<input type="checkbox"/>	FAIRLY CERTAIN	<input type="checkbox"/> JUST A GUESS
HOW WAS TIME DETERMINED?			
WAS THE PHENOMENON IN SIGHT CONTINUOUSLY? <input type="checkbox"/> YES <input type="checkbox"/> NO. IF "NO," INDICATE WHETHER THIS IS DUE TO YOUR MOVEMENT OR THE BEHAVIOR OF THE PHENOMENON, AND DESCRIBE SUCH MOVEMENT OR BEHAVIOR. INDICATE DISAPPEARANCES ON PREVIOUS SKETCHES.			

10. IF THERE WERE MORE THAN ONE PHENOMENON, HOW MANY WERE THERE? DRAW A PICTURE TO SHOW HOW THEY WERE ARRANGED. DID THIS ARRANGEMENT CHANGE DURING THE SIGHTING?

11. CONDITIONS (Check appropriate blocks.)

A. SKY		B. WEATHER	
DAY		CUMULUS CLOUDS (<i>Low fluffy</i>)	FOG OR MIST
TWILIGHT		CIRRUS CLOUDS (<i>High fleecy or Herringbone</i>)	HEAVY RAIN
NIGHT			LIGHT RAIN OR DRIZZLE
CLEAR		NIMBUS CLOUDS (<i>Rain</i>)	HAIL
PARTLY CLOUDY		CUMULONIMBUS CLOUDS (<i>Thunderstorms</i>)	SNOW OR SLEET
COMPLETELY OVERCAST			UNKNOWN
		HAZE OR SMOG	NONE OF THE ABOVE

C. IF THE SIGHTING WAS AT TWILIGHT OR NIGHT, WHAT DID YOU NOTICE ABOUT THE STARS AND MOON?

(1) STARS		(2) MOON	
NONE		BRIGHT MOONLIGHT	NO MOONLIGHT
<input checked="" type="checkbox"/> A FEW		MOON WITH HALO	UNKNOWN
MANY		MOON HIDDEN BY CLOUDS	
UNKNOWN		PARTIAL (<i>New or quarter</i>)	

D. IF SIGHTING WAS IN DAYLIGHT, WAS THE SUN VISIBLE? YES NO. IF "YES," WHERE WAS THE SUN AS YOU FACED THE PHENOMENON?

IN FRONT OF YOU		TO YOUR RIGHT	OVERHEAD (<i>Near noon</i>)
IN BACK OF YOU		TO YOUR LEFT	UNKNOWN

E. SPECIFY THE MAJOR SOURCE OF ILLUMINATION PRESENT DURING THE SIGHTING, SUCH AS THE SUN, HEADLIGHTS OR STREET LAMP, ETC. FOR TERRESTRIAL ILLUMINATION, SPECIFY DISTANCE TO LIGHT SOURCE.

12. GIVE A BRIEF DESCRIPTION OF THE PHENOMENON, INDICATING WHETHER IT APPEARED DARK OR LIGHT, WHETHER IT REFLECTED LIGHT OR WAS SELF-LUMINOUS AND WHAT COLORS YOU NOTICED. DESCRIBE YOUR IMPRESSION OF WHETHER IT WAS SOLID OR TRANSPARENT, WHETHER EDGES WERE SHARP OR FUZZY. DESCRIBE THE SHAPE OR INDICATE IF IT APPEARED AS A POINT OF LIGHT. INDICATE COMPARISONS WITH OTHER OBSERVED OBJECTS, LIKE STARS, A LIGHT OR OTHER OBJECT IN YOUR FIELD OF VIEW.

13.	DID THE PHENOMENON	YES	NO	UNKNOWN
	MOVE IN A STRAIGHT LINE?	/		
	STAND STILL AT ANYTIME?	/		
	SUDDENLY SPEED UP AND RUN AWAY?		/	
	BREAK UP IN PARTS AND EXPLODE?		/	
	CHANGE COLOR?		/	
	GIVE OFF SMOKE?		/	
	CHANGE BRIGHTNESS?		/	
	CHANGE SHAPE?		/	
	FLASH OR FLICKER?		/	
	DISAPPEAR AND REAPPEAR?		/	
	SPIN LIKE A TOP?		/	
	MAKE A NOISE?		/	
	FLUTTER OR WOBBLE?		/	

14. WHAT DREW YOUR ATTENTION TO THE PHENOMENON?

BY CHANCE

A. HOW DID IT FINALLY DISAPPEAR?

B. DID THE PHENOMENON MOVE BEHIND OR IN FRONT OF SOMETHING, LIKE A CLOUD, TREE, OR BUILDING AT ANY TIME?
 YES NO. IF "YES," DESCRIBE.

17. DID YOU OBSERVE THE PHENOMENON THROUGH ANY OF THE FOLLOWING? INCLUDE INFORMATION ON MODEL, TYPE, FILTER, LENS PRESCRIPTION OR OTHER APPLICABLE DATA.

EYEGLASSES	CAMERA VIEWER
SUNGLASSES	BINOCULARS
WINDSHIELD	TELESCOPE
SIDE WINDOW OF VEHICLE	THEODOLITE
WINDOWPANE	OTHER

A. DO YOU ORDINARILY WEAR GLASSES? YES NO

B. DO YOU USE READING GLASSES? YES NO

18. WHAT WAS YOUR IMPRESSION OF THE SPEED OF THE PHENOMENON? GIVE ESTIMATE OF SPEED _____.

19. WHAT WAS YOUR IMPRESSION OF THE DISTANCE OF THE PHENOMENON? GIVE ESTIMATE OF DISTANCE _____.

20. IN ORDER THAT WE MAY OBTAIN AS CLEAR A PICTURE AS POSSIBLE OF WHAT YOU SAW, DESCRIBE IN YOUR OWN WORDS A COMMON OBJECT OR OBJECTS WHICH, WHEN PLACED IN THE SKY, SIMILAR TO WHERE YOU NOTED THE PHENOMENON, WOULD BEAR SOME RESEMBLANCE TO WHAT YOU SAW. DESCRIBE SIMILARITIES AND DIFFERENCES BETWEEN THE COMMON OBJECT AND WHAT YOU SAW.

ECHO TUBE

21. DID YOU NOTICE ANY ODOR, NOISE, OR HEAT EMANATING FROM THE PHENOMENON OR ANY EFFECT ON YOURSELF, ANIMALS OR MACHINERY IN THE VICINITY? YES NO. IF "YES," DESCRIBE.

A. DID THE PHENOMENON DISTURB THE GROUND OR LEAVE ANY PHYSICAL EVIDENCE. YES NO. IF "YES," DESCRIBE.

DEPARTMENT OF THE AIR FORCE
HEADQUARTERS FOREIGN TECHNOLOGY DIVISION (AFSC)
WRIGHT-PATTERSON AIR FORCE BASE, OHIO 45433



25 SEP 1969

REPLY TO
ATTN OF: TDPT (UFO)

SUBJECT: UFO Observation, September 1969

TO: Mr. [REDACTED]
Dayton, Ohio 45424

Reference your recent unidentified flying object sighting which you reported to the Air Force. The information which we have received is not sufficient for a scientific investigation. Request you complete the attached AF Form 117 and return it in the self-addressed envelope. Thank you for reporting your observation to the Air Force.

HECTOR QUINTANILLA, Jr, Lt Colonel, USAF
Chief, Aerial Phenomena Office
Aerospace Technologies Division
Production Directorate

1 Atch
AF Form 117 w/envelope

1003820

22. HAVE YOU EVER SEEN THIS OR A SIMILAR PHENOMENON BEFORE? YES NO. IF "YES," GIVE DATE AND LOCATION.

23. WAS ANYONE WITH YOU AT THE TIME YOU SAW THE PHENOMENON? YES NO. IF "YES," DID THEY SEE IT TOO?
 YES NO.

A. LIST THEIR NAMES AND ADDRESSES

24. GIVE THE FOLLOWING INFORMATION ABOUT YOURSELF

LAST NAME FIRST NAME MIDDLE NAME

ADDRESS (Street, City, State and Zip Code)

TELEPHONE (Area and Local Numbers)

AGE

15

MALE

FEMALE

INDICATE ANY OTHER INFORMATION INCLUDING OCCUPATION AND ANY EXPERIENCE WHICH MAY BE PERTINENT.

48

X

25. WHEN AND TO WHOM DID YOU REPORT THAT YOU HAD SIGHTED THIS PHENOMENON?

NAME _____ DAY _____ MONTH _____ YEAR _____

26. DATE YOU COMPLETED THIS QUESTIONNAIRE.

DAY _____ MONTH _____ YEAR _____

PROJECT 10073 RECORD

1. DATE - TIME GROUP 22 Sep 69 23/0240Z <small>22/2240 EDT</small>	2. LOCATION Dayton, Ohio
3. SOURCE Civilian	10. CONCLUSION Probable Astro (CAPELLA)
4. NUMBER OF OBJECTS One (1)	
5. LENGTH OF OBSERVATION At least 20 minutes	11. BRIEF SUMMARY AND ANALYSIS Observer sighted a star like object that was about as large as Venus and was flashing red, blue, and green.
6. TYPE OF OBSERVATION Ground-Visual	COMMENTS: At the beginning of the sighting, Capella was at an azimuth of 41 degrees and an elevation of 10 degrees.
7. COURSE Seen in NE	
8. PHOTOS <input type="checkbox"/> Yes <input checked="" type="checkbox"/> No	
9. PHYSICAL EVIDENCE <input type="checkbox"/> Yes <input checked="" type="checkbox"/> No	

Noty Officer Report

Ser 117

SIGHTING OF UNIDENTIFIED PHENOMENA QUESTIONNAIRE

BUDGET BUREAU APPROVAL
NUMBER 21-2253

THIS QUESTIONNAIRE HAS BEEN PREPARED SO THAT YOU CAN GIVE THE U.S. AIR FORCE AS MUCH INFORMATION AS POSSIBLE CONCERNING THE UNIDENTIFIED PHENOMENON THAT YOU HAVE OBSERVED. PLEASE TRY TO ANSWER ALL OF THE QUESTIONS. THE INFORMATION YOU GIVE WILL BE USED FOR RESEARCH PURPOSES. YOUR NAME WILL NOT BE USED IN CONNECTION WITH ANY OF YOUR STATEMENTS OR CONCLUSIONS WITHOUT YOUR PERMISSION. RETURN TO AIR FORCE BASE INVESTIGATOR FOR FORWARDING TO FTD (TDETR), WRIGHT-PATTERSON AFB, OHIO 45433, IAW AFR 80-17. (IF ADDITIONAL SHEETS ARE NEEDED FOR NARRATIVE OR SKETCHES ATTACH SECURELY TO THIS FORM OR ANNOTATE WITH YOUR NAME FOR IDENTIFICATION.)

1. WHEN DID YOU SEE THE PHENOMENON?

DAY 20 MONTH Sept YEAR 67

2. WHAT TIME DID YOU FIRST SIGHT THE PHENOMENON?

HOUR 12 MINUTES 40 A.M. P.M.

3. WHAT TIME DID YOU LAST SIGHT THE PHENOMENON?

HOUR _____ MINUTES _____ A.M. P.M.

4. TIME ZONE

DAYLIGHT SAVINGS

STANDARD

EASTERN

CENTRAL

MOUNTAIN

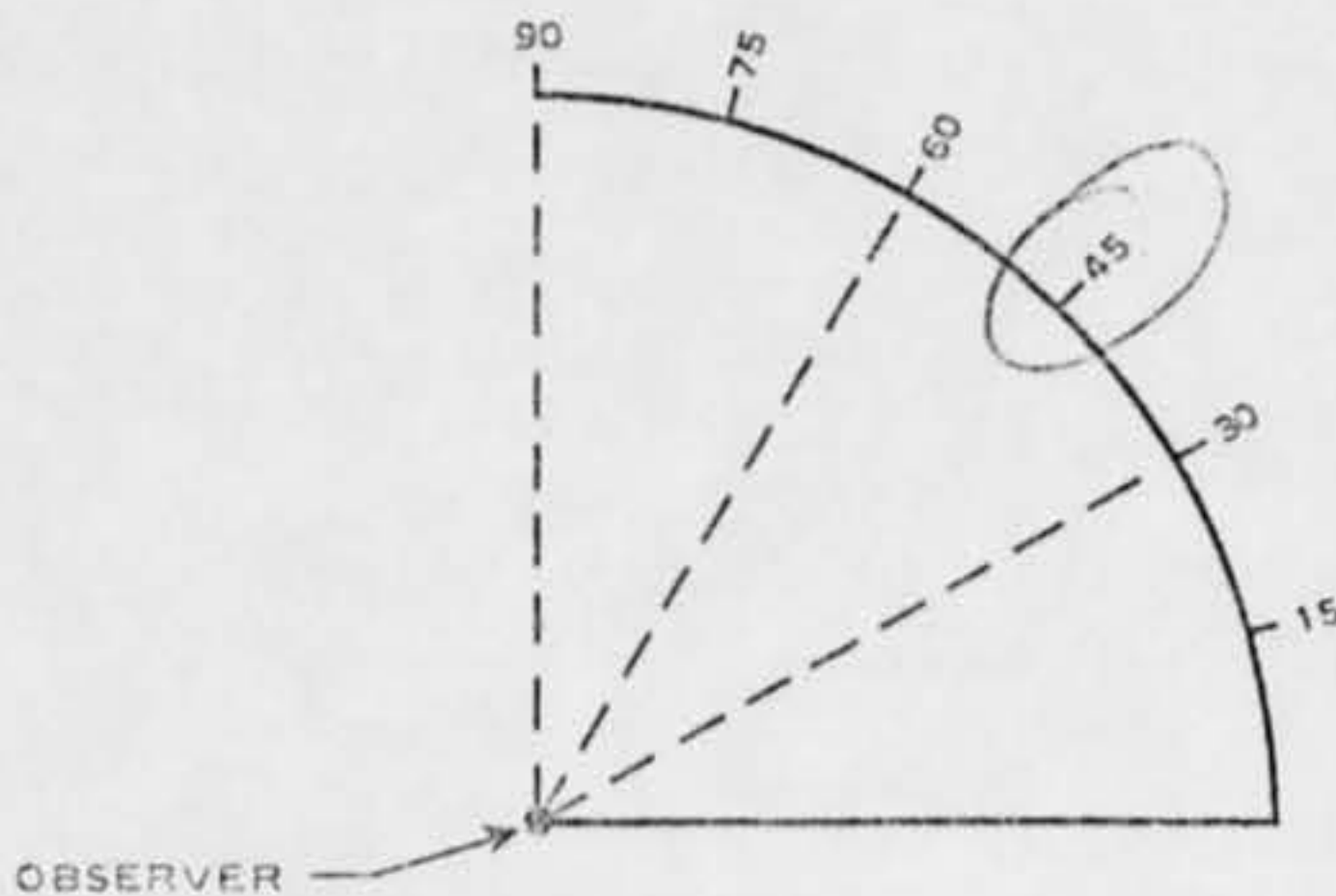
PACIFIC

OTHER

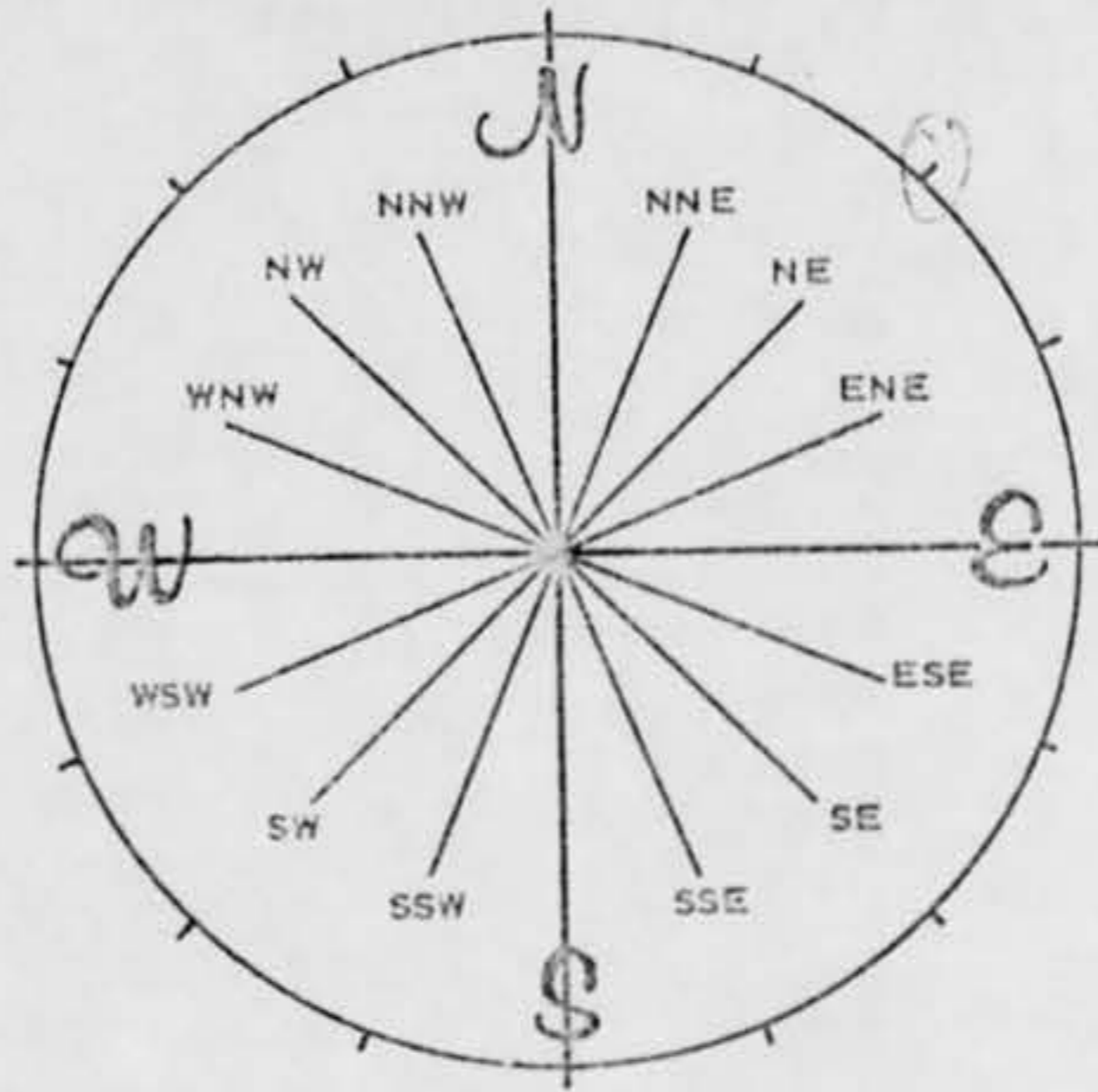
5. WHERE WERE YOU WHEN YOU SAW THE PHENOMENON? IF IN CITY, GIVE THE NEAREST STREET ADDRESS AND INDICATE ON A HAND DRAWN MAP WHERE YOU WERE STANDING WITH REFERENCE TO THE ADDRESS. IF IN THE COUNTRY, IDENTIFY THE HIGHWAY YOU WERE ON OR NEAR AND TRY TO FIX A DISTANCE AND DIRECTION FROM SOME RECOGNIZABLE LANDMARK.

Home front window

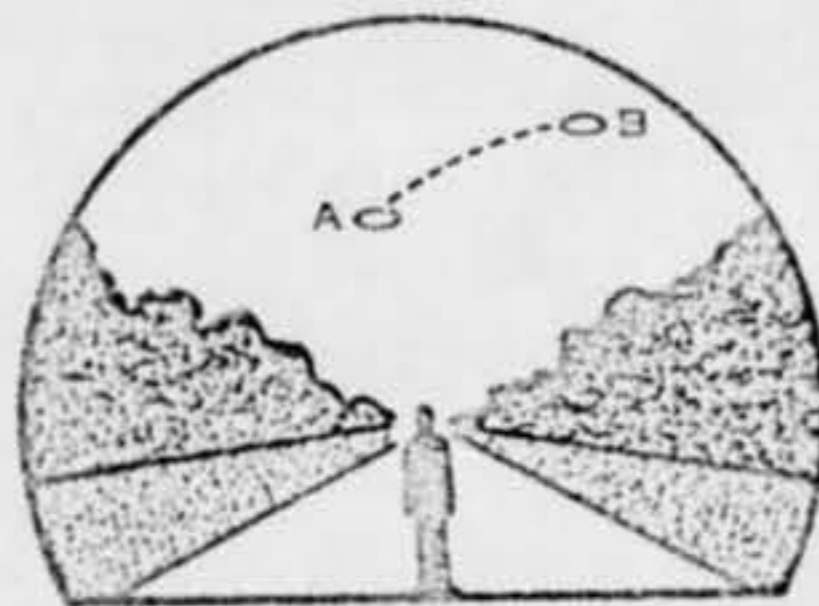
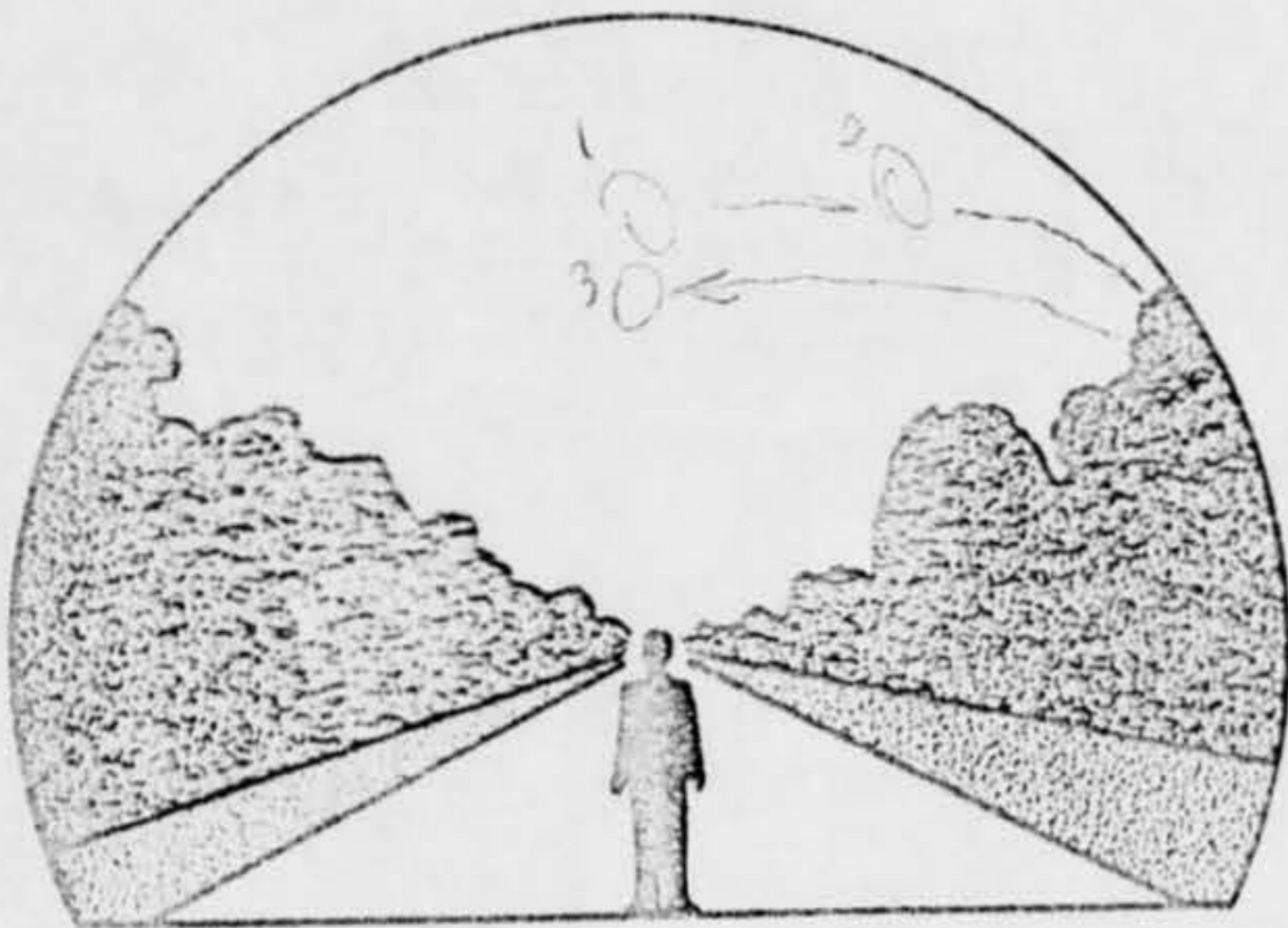
6. IMAGINE YOU ARE AT THE POINT SHOWN IN THE SKETCH, PLACE AN "A" ON THE CURVED LINE TO SHOW HOW HIGH THE PHENOMENON WAS ABOVE THE HORIZON, OR SKYLINE, WHEN FIRST SEEN. PLACE A "B" ON THE SAME CURVED LINE TO SHOW HOW HIGH ABOVE THE HORIZON THE PHENOMENON WAS WHEN LAST SEEN.



6A. NOW IMAGINE YOU ARE AT THE CENTER OF THE COMPASS ROSE. PLACE AN "A" ON THE COMPASS TO INDICATE THE DIRECTION TO THE PHENOMENON WHEN FIRST SEEN. PLACE A "B" ON THE COMPASS TO INDICATE THE DIRECTION TO THE PHENOMENON WHEN LAST SEEN.



7. IN THE SKETCH BELOW, PLACE AN "A" AT THE POSITION OF THE PHENOMENON WHEN FIRST SEEN, AND A "B" AT THE POSITION OF THE PHENOMENON WHEN LAST SEEN. CONNECT THE "A" AND "B" WITH A LINE TO APPROXIMATE THE MOVEMENT OF THE PHENOMENON BETWEEN "A" AND "B". THAT IS, SCHEMATICALLY SHOW WHETHER THE MOVEMENT APPEARED TO BE STRAIGHT, CURVED OR ZIG-ZAG. REFER TO SMALLER SKETCH AS AN EXAMPLE OF HOW TO COMPLETE THE LARGER SKETCH.



8. WHERE WERE YOU WHEN YOU SAW THE PHENOMENON? (Check appropriate blocks.)			
OUTDOORS			IN BUSINESS SECTION OF CITY
IN BUILDING			IN RESIDENTIAL SECTION OF CITY
IN CAR <input type="checkbox"/> AS DRIVER <input type="checkbox"/> AS PASSENGER			IN OPEN COUNTRYSIDE
IN BOAT			NEAR AIRFIELD
IN AIRPLANE <input type="checkbox"/> AS PILOT <input type="checkbox"/> AS PASSENGER			FLYING OVER CITY
OTHER			FLYING OVER OPEN COUNTRY
<i>6</i>	<i>IN House out of front window</i>		OTHER
A. IF YOU WERE IN A VEHICLE, COMPLETE THE FOLLOWING:			
WHAT DIRECTION WERE YOU MOVING?		HOW FAST WERE YOU MOVING?	
NORTH	EAST	DID YOU STOP ANYTIME WHILE OBSERVING THE PHENOMENON? <input type="checkbox"/> YES <input type="checkbox"/> NO	
SOUTH	WEST		
NORTHEAST	SOUTHEAST		
NORTHWEST	SOUTHWEST		
EXPLAIN WHETHER SUCH MOVEMENT AFFECTS YOUR SKETCHES IN ITEMS 5 AND 6.			
DESCRIBE TYPE OF VEHICLE YOU WERE IN AND TYPE OF ROAD, TERRAIN OR BODY OF WATER YOU TRAVERSED DURING THE SIGHTING. STATE WHETHER WINDOWS OR CONVERTIBLE TOP WERE UP OR DOWN.			
HOW MUCH OTHER TRAFFIC WAS THERE?			
DID YOU NOTICE ANY AIRPLANES? <input type="checkbox"/> YES <input checked="" type="checkbox"/> NO. IF "YES," DESCRIBE WHEN THEY WERE IN SIGHT RELATIVE TO THE TIME OF SIGHTING THE PHENOMENON AND WHERE THEY WERE IN THE SKY RELATIVE TO THE POSITION OF THE PHENOMENON.			
9. HOW LONG WAS THE PHENOMENON IN SIGHT?			
LENGTH OF TIME		CERTAIN OF TIME	NOT VERY SURE
<i>20 minutes IN sight at time of report</i>		FAIRLY CERTAIN	JUST A GUESS
HOW WAS TIME DETERMINED?			
WAS THE PHENOMENON IN SIGHT CONTINUOUSLY? <input checked="" type="checkbox"/> YES <input type="checkbox"/> NO. IF "NO," INDICATE WHETHER THIS IS DUE TO YOUR MOVEMENT OR THE BEHAVIOR OF THE PHENOMENON, AND DESCRIBE SUCH MOVEMENT OR BEHAVIOR. INDICATE DISAPPEARANCES ON PREVIOUS SKETCHES.			

10. IF THERE WERE MORE THAN ONE PHENOMENON, HOW MANY WERE THERE? DRAW A PICTURE TO SHOW HOW THEY WERE ARRANGED. DID THIS ARRANGEMENT CHANGE DURING THE SIGHTING?

11. CONDITIONS (Check appropriate blocks.)

A. SKY		B. WEATHER	
<input type="checkbox"/> DAY		<input type="checkbox"/> CUMULUS CLOUDS (Low fluffy)	<input type="checkbox"/> FOG OR MIST
<input type="checkbox"/> TWILIGHT		<input type="checkbox"/> CIRRUS CLOUDS (High fleecy or Herringbone)	<input type="checkbox"/> HEAVY RAIN
<input checked="" type="checkbox"/> NIGHT		<input type="checkbox"/> NIMBUS CLOUDS (Rain)	<input type="checkbox"/> LIGHT RAIN OR DRIZZLE
<input type="checkbox"/> CLEAR		<input type="checkbox"/> CUMULONIMBUS CLOUDS (Thunderstorms)	<input type="checkbox"/> HAIL
<input checked="" type="checkbox"/> PARTLY CLOUDY		<input type="checkbox"/> HAZE OR SMOG	<input type="checkbox"/> SNOW OR SLEET
<input type="checkbox"/> COMPLETELY OVERCAST			<input type="checkbox"/> UNKNOWN
			<input type="checkbox"/> NONE OF THE ABOVE

C. IF THE SIGHTING WAS AT TWILIGHT OR NIGHT, WHAT DID YOU NOTICE ABOUT THE STARS AND MOON?

(1) STARS		(2) MOON	
<input type="checkbox"/> NONE		<input type="checkbox"/> BRIGHT MOONLIGHT	<input checked="" type="checkbox"/> NO MOONLIGHT
<input checked="" type="checkbox"/> A FEW		<input type="checkbox"/> MOON WITH HALO	<input type="checkbox"/> UNKNOWN
<input type="checkbox"/> MANY		<input type="checkbox"/> MOON HIDDEN BY CLOUDS	
<input type="checkbox"/> UNKNOWN		<input type="checkbox"/> PARTIAL (New or quarter)	

D. IF SIGHTING WAS IN DAYLIGHT, WAS THE SUN VISIBLE? YES NO. IF "YES," WHERE WAS THE SUN AS YOU FACED THE PHENOMENON?

<input type="checkbox"/> IN FRONT OF YOU	<input type="checkbox"/> TO YOUR RIGHT	<input type="checkbox"/> OVERHEAD (Near noon)
<input type="checkbox"/> IN BACK OF YOU	<input type="checkbox"/> TO YOUR LEFT	<input type="checkbox"/> UNKNOWN

E. SPECIFY THE MAJOR SOURCE OF ILLUMINATION PRESENT DURING THE SIGHTING, SUCH AS THE SUN, HEADLIGHTS OR STREET LAMP, ETC. FOR TERRESTRIAL ILLUMINATION, SPECIFY DISTANCE TO LIGHT SOURCE.

Street lamp

12. GIVE A BRIEF DESCRIPTION OF THE PHENOMENON, INDICATING WHETHER IT APPEARED DARK OR LIGHT, WHETHER IT REFLECTED LIGHT OR WAS SELF-LUMINOUS AND WHAT COLORS YOU NOTICED. DESCRIBE YOUR IMPRESSION OF WHETHER IT WAS SOLID OR TRANSPARENT, WHETHER EDGES WERE SHARP OR FUZZY. DESCRIBE THE SHAPE OR INDICATE IF IT APPEARED AS A POINT OF LIGHT. INDICATE COMPARISONS WITH OTHER OBSERVED OBJECTS, LIKE STARS, A LIGHT OR OTHER OBJECT IN YOUR FIELD OF VIEW.

about as large as Venus and as bright
 red, blue, yellow - intermixed change in
 intensity in various
 + few dimmer ones would appear solid also they
 point of light as a bright star

13.	DID THE PHENOMENON	YES	NO	UNKNOWN
	MOVE IN A STRAIGHT LINE?	✓		
	STAND STILL AT ANYTIME?	✓		
	SUDDENLY SPEED UP AND RUN AWAY?		✓	
	BREAK UP IN PARTS AND EXPLODE?		✓	
	CHANGE COLOR?	✓		
	GIVE OFF SMOKE?		✓	
	CHANGE BRIGHTNESS?	✓		
	CHANGE SHAPE?		✓	
	FLASH OR FLICKER?	✓		
	DISAPPEAR AND REAPPEAR?		✓	
	SPIN LIKE A TOP?		✓	
	MAKE A NOISE?		✓	
	FLUTTER OR WOBBLE?		✓	

14. WHAT DREW YOUR ATTENTION TO THE PHENOMENON?

Brightness & slowness of movement was noticed against blank background

A. HOW DID IT FINALLY DISAPPEAR?

still in view

D. DID THE PHENOMENON MOVE BEHIND OR IN FRONT OF SOMETHING, LIKE A CLOUD, TREE, OR BUILDING AT ANY TIME?
 YES NO. IF "YES," DESCRIBE.

ground floor looking straight N. went
~~to~~ west. ~~west~~ Observer went to second
 floor and waited for about 10 minutes for
 object to come into view which it did.

15. DRAW A PICTURE THAT WILL SHOW THE SHAPE OF THE PHENOMENON. INCLUDE AND LABEL ANY DETAILS THAT MIGHT HAVE APPEARED AS WINGS OR PROTRUSIONS, AND INDICATE EXHAUST OR VAPOR TRAILS. INDICATE BY AN ARROW THE DIRECTION THE PHENOMENON WAS MOVING.

16. WHAT WAS THE ANGULAR SIZE? HOLD A MATCH AT ARM'S LENGTH IN FRONT OF A KNOWN OBJECT, SUCH AS A STREET LAMP OR THE MOON. NOTE HOW MUCH OF THE OBJECT IS COVERED BY THE HEAD OF THE MATCH. NOW IF YOU HAD BEEN ABLE TO PERFORM THIS EXPERIMENT AT THE TIME OF THE SIGHTING, ESTIMATE WHAT FRACTION OF THE PHENOMENON WOULD HAVE BEEN COVERED BY THE MATCH HEAD.

match head would cover object

17. DID YOU OBSERVE THE PHENOMENON THROUGH ANY OF THE FOLLOWING? INCLUDE INFORMATION ON MODEL, TYPE, FILTER, LENS PRESCRIPTION OR OTHER APPLICABLE DATA.

EYEGASSES		CAMERA VIEWER
SUNGLASSES	<input checked="" type="checkbox"/>	BINOCULARS
WINDSHIELD		TELESCOPE
SIDE WINDOW OF VEHICLE		THEODOLITE
WINDOWPANE		OTHER

A. DO YOU ORDINARILY WEAR GLASSES? YES NO B. DO YOU USE READING GLASSES? YES NO

18. WHAT WAS YOUR IMPRESSION OF THE SPEED OF THE PHENOMENON? GIVE ESTIMATE OF SPEED 45-100 mph 19. WHAT WAS YOUR IMPRESSION OF THE DISTANCE OF THE PHENOMENON? GIVE ESTIMATE OF DISTANCE 5 miles

20. IN ORDER THAT WE MAY OBTAIN AS CLEAR A PICTURE AS POSSIBLE OF WHAT YOU SAW, DESCRIBE IN YOUR OWN WORDS A COMMON OBJECT OR OBJECTS WHICH, WHEN PLACED IN THE SKY, SIMILAR TO WHERE YOU NOTED THE PHENOMENON, WOULD BEAR SOME RESEMBLANCE TO WHAT YOU SAW. DESCRIBE SIMILARITIES AND DIFFERENCES BETWEEN THE COMMON OBJECT AND WHAT YOU SAW.

21. DID YOU NOTICE ANY ODOR, NOISE, OR HEAT EMANATING FROM THE PHENOMENON OR ANY EFFECT ON YOURSELF, ANIMALS OR MACHINERY IN THE VICINITY? YES NO. IF "YES," DESCRIBE.

A. DID THE PHENOMENON DISTURB THE GROUND OR LEAVE ANY PHYSICAL EVIDENCE. YES NO. IF "YES," DESCRIBE.

Steve J. Reut

serd 117

SIGHTING OF UNIDENTIFIED PHENOMENA QUESTIONNAIRE

BUDGET BUREAU APPROVAL
NUMBER 21-R259

THIS QUESTIONNAIRE HAS BEEN PREPARED SO THAT YOU CAN GIVE THE U.S. AIR FORCE AS MUCH INFORMATION AS POSSIBLE CONCERNING THE UNIDENTIFIED PHENOMENON THAT YOU HAVE OBSERVED. PLEASE TRY TO ANSWER ALL OF THE QUESTIONS. THE INFORMATION YOU GIVE WILL BE USED FOR RESEARCH PURPOSES. YOUR NAME WILL NOT BE USED IN CONNECTION WITH ANY OF YOUR STATEMENTS OR CONCLUSIONS WITHOUT YOUR PERMISSION. RETURN TO AIR FORCE BASE INVESTIGATOR FOR FORWARDING TO FTD (TDETR), WRIGHT-PATTERSON AFB, OHIO 45433, 1AW AFR 80-17. (IF ADDITIONAL SHEETS ARE NEEDED FOR NARRATIVE OR SKETCHES ATTACH SECURELY TO THIS FORM OR ANNOTATE WITH YOUR NAME FOR IDENTIFICATION.)

Sep 69

1. WHEN DID YOU SEE THE PHENOMENON? DAY _____ MONTH _____ YEAR _____

2. WHAT TIME DID YOU FIRST SIGHT THE PHENOMENON? HOUR 9 MINUTES 30 A.M. P.M.

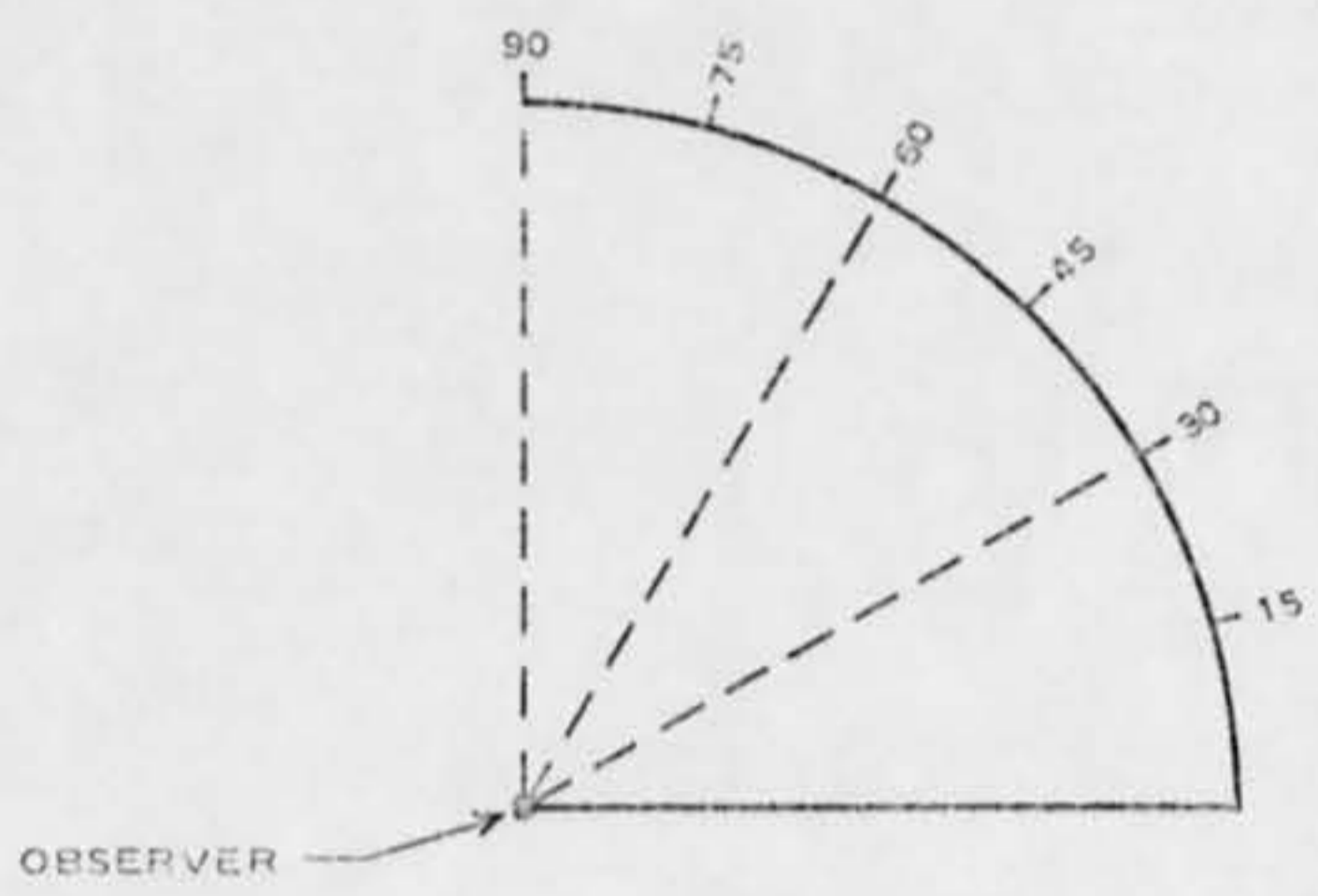
3. WHAT TIME DID YOU LAST SIGHT THE PHENOMENON? HOUR _____ MINUTES _____ A.M. P.M.

4. TIME ZONE DAYLIGHT SAVINGS STANDARD EASTERN CENTRAL MOUNTAIN PACIFIC OTHER

5. WHERE WERE YOU WHEN YOU SAW THE PHENOMENON? IF IN CITY, GIVE THE NEAREST STREET ADDRESS AND INDICATE ON A HAND DRAWN MAP WHERE YOU WERE STANDING WITH REFERENCE TO THE ADDRESS. IF IN THE COUNTRY, IDENTIFY THE HIGHWAY YOU WERE ON OR NEAR AND TRY TO FIX A DISTANCE AND DIRECTION FROM SOME RECOGNIZABLE LANDMARK.

Chrysler Car Temp

6. IMAGINE YOU ARE AT THE POINT SHOWN IN THE SKETCH, PLACE AN "A" ON THE CURVED LINE TO SHOW HOW HIGH THE PHENOMENON WAS ABOVE THE HORIZON, OR SKYLINE, WHEN FIRST SEEN. PLACE A "B" ON THE SAME CURVED LINE TO SHOW HOW HIGH ABOVE THE HORIZON THE PHENOMENON WAS WHEN LAST SEEN.



22. HAVE YOU EVER SEEN THIS OR A SIMILAR PHENOMENON BEFORE? YES NO. IF "YES," GIVE DATE AND LOCATION.

23. WAS ANYONE WITH YOU AT THE TIME YOU SAW THE PHENOMENON? YES NO. IF "YES," DID THEY SEE IT TOO?
 YES NO.

A. LIST THEIR NAMES AND ADDRESSES

24. GIVE THE FOLLOWING INFORMATION ABOUT YOURSELF

LAST NAME, FIRST NAME, MIDDLE NAME

AD (and Zip Code)

TELEPHONE (Area Number)

AGE

MALE

FEMALE

INDICATE ADDITIONAL INFORMATION INCLUDING OCCUPATION AND ANY EXPERIENCE WHICH MAY BE PERTINENT.

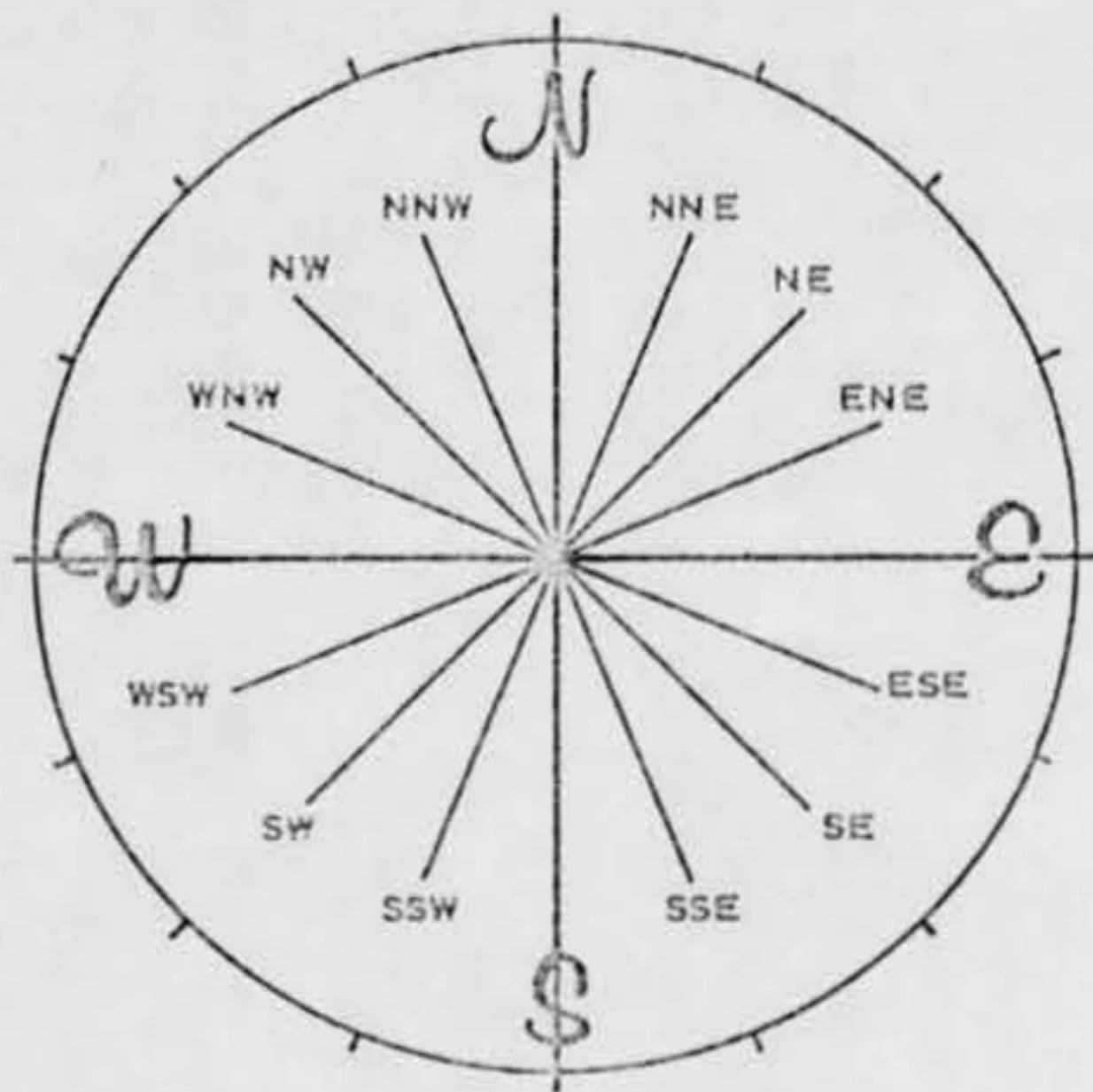
25. WHEN AND TO WHOM DID YOU REPORT THAT YOU HAD SIGHTED THIS PHENOMENON?

NAME _____ DAY _____ MONTH _____ YEAR _____

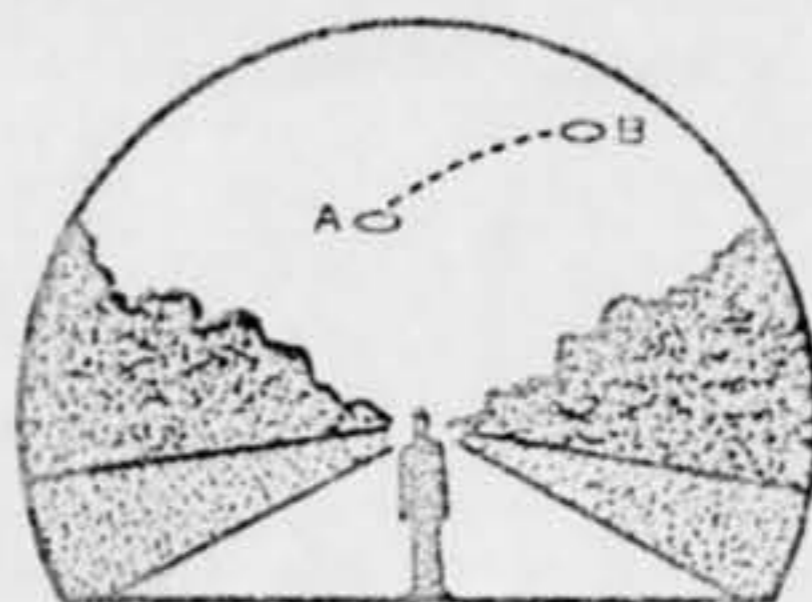
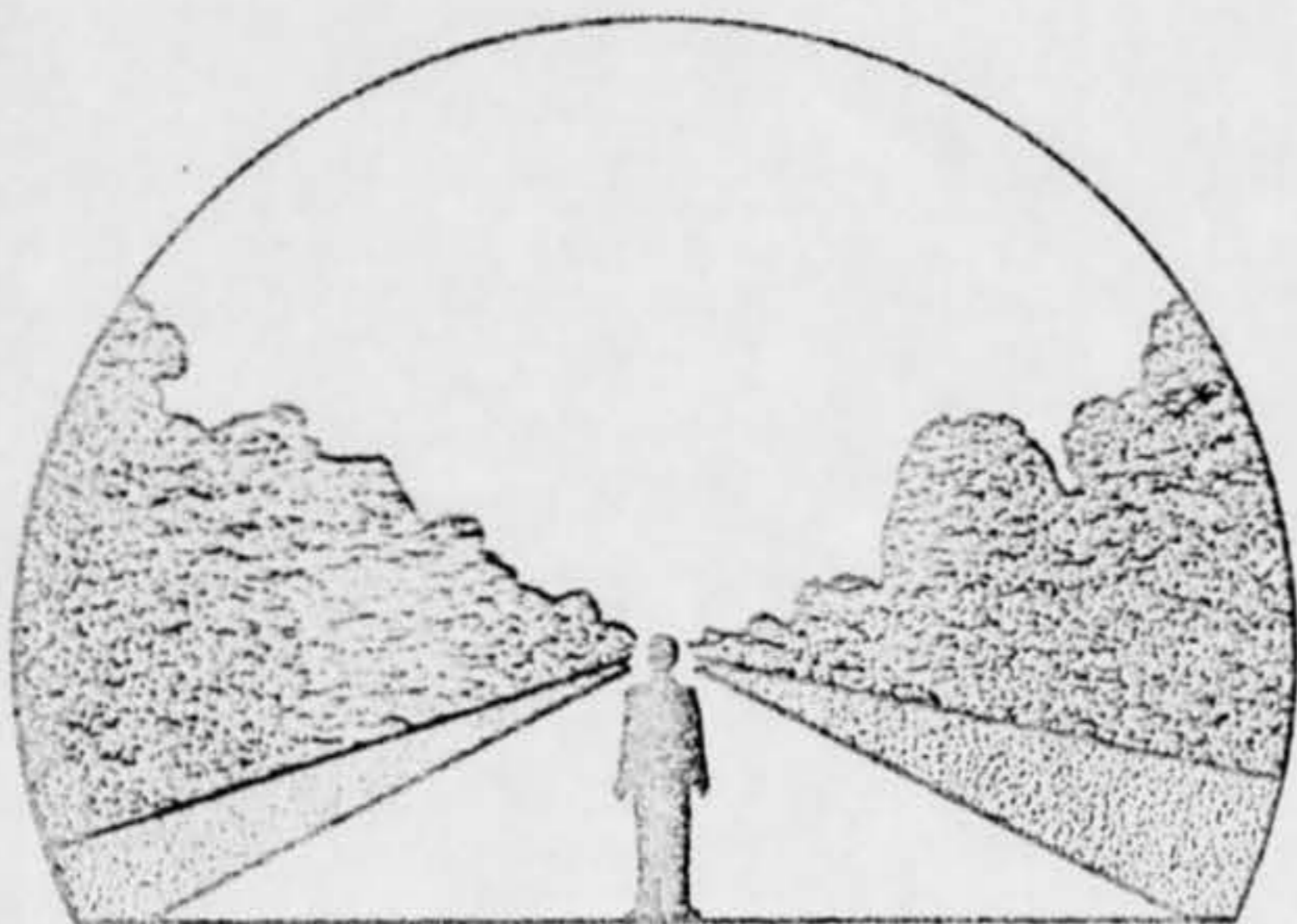
26. DATE YOU COMPLETED THIS QUESTIONNAIRE.

DAY _____ MONTH _____ YEAR _____

6A. NOW IMAGINE YOU ARE AT THE CENTER OF THE COMPASS ROSE. PLACE AN "A" ON THE COMPASS TO INDICATE THE DIRECTION TO THE PHENOMENON WHEN FIRST SEEN. PLACE A "B" ON THE COMPASS TO INDICATE THE DIRECTION TO THE PHENOMENON WHEN LAST SEEN.



7. IN THE SKETCH BELOW, PLACE AN "A" AT THE POSITION OF THE PHENOMENON WHEN FIRST SEEN, AND A "B" AT THE POSITION OF THE PHENOMENON WHEN LAST SEEN. CONNECT THE "A" AND "B" WITH A LINE TO APPROXIMATE THE MOVEMENT OF THE PHENOMENON BETWEEN "A" AND "B". THAT IS, SCHEMATICALLY SHOW WHETHER THE MOVEMENT APPEARED TO BE STRAIGHT, CURVED OR ZIG-ZAG. REFER TO SMALLER SKETCH AS AN EXAMPLE OF HOW TO COMPLETE THE LARGER SKETCH.



8. WHERE WERE YOU WHEN YOU SAW THE PHENOMENON? (Check appropriate blocks.)

<input type="checkbox"/> OUTDOORS	<input checked="" type="checkbox"/> IN BUSINESS SECTION OF CITY
<input type="checkbox"/> IN BUILDING	<input type="checkbox"/> IN RESIDENTIAL SECTION OF CITY
<input checked="" type="checkbox"/> IN CAR <input type="checkbox"/> AS DRIVER <input type="checkbox"/> AS PASSENGER	<input type="checkbox"/> IN OPEN COUNTRYSIDE
<input type="checkbox"/> IN BOAT	<input type="checkbox"/> NEAR AIRFIELD
<input type="checkbox"/> IN AIRPLANE <input type="checkbox"/> AS PILOT <input type="checkbox"/> AS PASSENGER	<input type="checkbox"/> FLYING OVER CITY
<input type="checkbox"/> OTHER	<input type="checkbox"/> FLYING OVER OPEN COUNTRY
	<input type="checkbox"/> OTHER

A. IF YOU WERE IN A VEHICLE, COMPLETE THE FOLLOWING:

WHAT DIRECTION WERE YOU MOVING?		HOW FAST WERE YOU MOVING?
<input type="checkbox"/> NORTH	<input type="checkbox"/> EAST	<i>10 MPH</i>
<input checked="" type="checkbox"/> SOUTH	<input type="checkbox"/> WEST	DID YOU STOP ANYTIME WHILE OBSERVING THE PHENOMENON?
<input type="checkbox"/> NORTHEAST	<input type="checkbox"/> SOUTHEAST	<input type="checkbox"/> YES <input checked="" type="checkbox"/> NO
<input type="checkbox"/> NORTHWEST	<input type="checkbox"/> SOUTHWEST	

EXPLAIN WHETHER SUCH MOVEMENT AFFECTS YOUR SKETCHES IN ITEMS 5 AND 6.

DESCRIBE TYPE OF VEHICLE YOU WERE IN AND TYPE OF ROAD, TERRAIN OR BODY OF WATER YOU TRAVERSED DURING THE SIGHTING. STATE WHETHER WINDOWS OR CONVERTIBLE TOP WERE UP OR DOWN.

HOW MUCH OTHER TRAFFIC WAS THERE?
Low Traffic

DID YOU NOTICE ANY AIRPLANES? YES NO. IF "YES," DESCRIBE WHEN THEY WERE IN SIGHT RELATIVE TO THE TIME OF SIGHTING THE PHENOMENON AND WHERE THEY WERE IN THE SKY RELATIVE TO THE POSITION OF THE PHENOMENON.

9. HOW LONG WAS THE PHENOMENON IN SIGHT?

LENGTH OF TIME	CERTAIN OF TIME	NOT VERY SURE
<i>1 minute</i>	<input checked="" type="checkbox"/> FAIRLY CERTAIN	<input type="checkbox"/> JUST A GUESS

HOW WAS TIME DETERMINED?

WAS THE PHENOMENON IN SIGHT CONTINUOUSLY? YES NO. IF "NO," INDICATE WHETHER THIS IS DUE TO YOUR MOVEMENT OR THE BEHAVIOR OF THE PHENOMENON, AND DESCRIBE SUCH MOVEMENT OR BEHAVIOR. INDICATE DISAPPEARANCES ON PREVIOUS SKETCHES.

10. IF THERE WERE MORE THAN ONE PHENOMENON, HOW MANY WERE THERE? DRAW A PICTURE TO SHOW HOW THEY WERE ARRANGED. DID THIS ARRANGEMENT CHANGE DURING THE SIGHTING?

11. CONDITIONS (Check appropriate blocks.)

A. SKY		B. WEATHER	
DAY		CUMULUS CLOUDS (<i>Low fluffy</i>)	FOG OR MIST
TWILIGHT		CIRRUS CLOUDS (<i>High fleecy or Herringbone</i>)	HEAVY RAIN
NIGHT			LIGHT RAIN OR DRIZZLE
CLEAR		NIMBUS CLOUDS (<i>Rain</i>)	HAIL
PARTLY CLOUDY		CUMULONIMBUS CLOUDS (<i>Thunderstorms</i>)	SNOW OR SLEET
COMPLETELY OVERCAST			UNKNOWN
		HAZE OR SMOG	NONE OF THE ABOVE

C. IF THE SIGHTING WAS AT TWILIGHT OR NIGHT, WHAT DID YOU NOTICE ABOUT THE STARS AND MOON?

(1) STARS		(2) MOON	
NONE		BRIGHT MOONLIGHT	NO MOONLIGHT
A FEW		MOON WITH HALO	UNKNOWN
MANY		MOON HIDDEN BY CLOUDS	
UNKNOWN		PARTIAL (<i>New or quarter</i>)	

D. IF SIGHTING WAS IN DAYLIGHT, WAS THE SUN VISIBLE? YES NO. IF "YES," WHERE WAS THE SUN AS YOU FACED THE PHENOMENON?

IN FRONT OF YOU	TO YOUR RIGHT	OVERHEAD (<i>Near noon</i>)
IN BACK OF YOU	TO YOUR LEFT	UNKNOWN

E. SPECIFY THE MAJOR SOURCE OF ILLUMINATION PRESENT DURING THE SIGHTING, SUCH AS THE SUN, HEADLIGHTS OR STREET LAMP, ETC. FOR TERRESTRIAL ILLUMINATION, SPECIFY DISTANCE TO LIGHT SOURCE.

12. GIVE A BRIEF DESCRIPTION OF THE PHENOMENON, INDICATING WHETHER IT APPEARED DARK OR LIGHT, WHETHER IT REFLECTED LIGHT OR WAS SELF-LUMINOUS AND WHAT COLORS YOU NOTICED. DESCRIBE YOUR IMPRESSION OF WHETHER IT WAS SOLID OR TRANSPARENT, WHETHER EDGES WERE SHARP OR FUZZY. DESCRIBE THE SHAPE OR INDICATE IF IT APPEARED AS A POINT OF LIGHT. INDICATE COMPARISONS WITH OTHER OBSERVED OBJECTS, LIKE STARS, A LIGHT OR OTHER OBJECT IN YOUR FIELD OF VIEW.

13.	DID THE PHENOMENON	YES	NO	UNKNOWN
	MOVE IN A STRAIGHT LINE?	/		
	STAND STILL AT ANYTIME?		/	
	SUDDENLY SPEED UP AND RUN AWAY?		/	
	BREAK UP IN PARTS AND EXPLODE?		/	
	CHANGE COLOR?		/	
	GIVE OFF SMOKE?		/	
	CHANGE BRIGHTNESS?	/	0	
	CHANGE SHAPE?		/	
	FLASH OR FLICKER?		/	
	DISAPPEAR AND REAPPEAR?		/	
	SPIN LIKE A TOP?		/	/
	MAKE A NOISE?		/	
	FLUTTER OR WOBBLE?		/	

14. WHAT DREW YOUR ATTENTION TO THE PHENOMENON?

By chance

A. HOW DID IT FINALLY DISAPPEAR?

Fell to the earth

B. DID THE PHENOMENON MOVE BEHIND OR IN FRONT OF SOMETHING, LIKE A CLOUD, TREE, OR BUILDING AT ANY TIME?
 YES NO. IF "YES," DESCRIBE.

15. DRAW A PICTURE THAT WILL SHOW THE SHAPE OF THE PHENOMENON. INCLUDE AND LABEL ANY DETAILS THAT MIGHT HAVE APPEARED AS WINGS OR PROTRUSIONS, AND INDICATE EXHAUST OR VAPOR TRAILS. INDICATE BY AN ARROW THE DIRECTION THE PHENOMENON WAS MOVING.

16. WHAT WAS THE ANGULAR SIZE? HOLD A MATCH AT ARM'S LENGTH IN FRONT OF A KNOWN OBJECT, SUCH AS A STREET LAMP OR THE MOON. NOTE HOW MUCH OF THE OBJECT IS COVERED BY THE HEAD OF THE MATCH. NOW IF YOU HAD BEEN ABLE TO PERFORM THIS EXPERIMENT AT THE TIME OF THE SIGHTING, ESTIMATE WHAT FRACTION OF THE PHENOMENON WOULD HAVE BEEN COVERED BY THE MATCH HEAD.

17. DID YOU OBSERVE THE PHENOMENON THROUGH ANY OF THE FOLLOWING? INCLUDE INFORMATION ON MODEL, TYPE, FILTER, LENS PRESCRIPTION OR OTHER APPLICABLE DATA.

EYEGASSES	CAMERA VIEWER
SUNGLASSES	BINOCULARS
WINDSHIELD	TELESCOPE
SIDE WINDOW OF VEHICLE	THEODOLITE
WINDOWPANE	OTHER

A. DO YOU ORDINARILY WEAR GLASSES? YES NO

B. DO YOU USE READING GLASSES? YES NO

18. WHAT WAS YOUR IMPRESSION OF THE SPEED OF THE PHENOMENON? GIVE ESTIMATE OF SPEED _____

19. WHAT WAS YOUR IMPRESSION OF THE DISTANCE OF THE PHENOMENON? GIVE ESTIMATE OF DISTANCE _____

20. IN ORDER THAT WE MAY OBTAIN AS CLEAR A PICTURE AS POSSIBLE OF WHAT YOU SAW, DESCRIBE IN YOUR OWN WORDS A COMMON OBJECT OR OBJECTS WHICH, WHEN PLACED IN THE SKY, SIMILAR TO WHERE YOU NOTED THE PHENOMENON, WOULD BEAR SOME RESEMBLANCE TO WHAT YOU SAW. DESCRIBE SIMILARITIES AND DIFFERENCES BETWEEN THE COMMON OBJECT AND WHAT YOU SAW.

Red Beach Ball

21. DID YOU NOTICE ANY ODOR, NOISE, OR HEAT EMANATING FROM THE PHENOMENON OR ANY EFFECT ON YOURSELF, ANIMALS OR MACHINERY IN THE VICINITY? YES NO. IF "YES," DESCRIBE.

A. DID THE PHENOMENON DISTURB THE GROUND OR LEAVE ANY PHYSICAL EVIDENCE. YES NO. IF "YES," DESCRIBE.