

PROJECT 10073 RECORD

1. DATE - TIME GROUP 19/0010 EDT 19 Aug 69 19/0410Z	2. LOCATION Near Fairborn, Ohio
3. SOURCE Civilian	10. CONCLUSION Astro (STARS/PLANETS)
4. NUMBER OF OBJECTS Two (2)	
5. LENGTH OF OBSERVATION About 1 1/2 hours	11. BRIEF SUMMARY AND ANALYSIS Observers sighted two flashing lights in the SW. The lights gradually got lower and finally disappeared on the horizon after 1 1/2 hours.
6. TYPE OF OBSERVATION Ground-Visual	
7. COURSE Descending in SW	
8. PHOTOS <input type="checkbox"/> Yes <input checked="" type="checkbox"/> No	
9. PHYSICAL EVIDENCE <input type="checkbox"/> Yes <input checked="" type="checkbox"/> No	

17. DID YOU OBSERVE THE PHENOMENON THROUGH ANY OF THE FOLLOWING? INCLUDE INFORMATION ON MODEL, TYPE, FILTER, LENS PRESCRIPTION OR OTHER APPLICABLE DATA.	
EYEGASSES	CAMERA VIEWER
SUNGLASSES	<input checked="" type="checkbox"/> BINOCULARS
WINDSHIELD	TELESCOPE
SIDE WINDOW OF VEHICLE	THEODOLITE
WINDOWPANE	OTHER
A. DO YOU ORDINARILY WEAR GLASSES? <input type="checkbox"/> YES <input checked="" type="checkbox"/> NO	B. DO YOU USE READING GLASSES? <input type="checkbox"/> YES <input checked="" type="checkbox"/> NO
18. WHAT WAS YOUR IMPRESSION OF THE SPEED OF THE PHENOMENON? GIVE ESTIMATE OF SPEED <u>20-40</u>	19. WHAT WAS YOUR IMPRESSION OF THE DISTANCE OF THE PHENOMENON? GIVE ESTIMATE OF DISTANCE <u>10-12 miles</u>
20. IN ORDER THAT WE MAY OBTAIN AS CLEAR A PICTURE AS POSSIBLE OF WHAT YOU SAW, DESCRIBE IN YOUR OWN WORDS A COMMON OBJECT OR OBJECTS WHICH, WHEN PLACED IN THE SKY, SIMILAR TO WHERE YOU NOTED THE PHENOMENON, WOULD BEAR SOME RESEMBLANCE TO WHAT YOU SAW. DESCRIBE SIMILARITIES AND DIFFERENCES BETWEEN THE COMMON OBJECT AND WHAT YOU SAW.	
<p>It was as bright ^a than cars headlights but had no two separate lights. It was one large mass of bright light.</p>	
21. DID YOU NOTICE ANY ODOR, NOISE, OR HEAT EMANATING FROM THE PHENOMENON OR ANY EFFECT ON YOURSELF, ANIMALS OR MACHINERY IN THE VICINITY? <input type="checkbox"/> YES <input checked="" type="checkbox"/> NO. IF "YES," DESCRIBE.	
A. DID THE PHENOMENON DISTURB THE GROUND OR LEAVE ANY PHYSICAL EVIDENCE. <input type="checkbox"/> YES <input checked="" type="checkbox"/> NO. IF "YES," DESCRIBE.	

22. HAVE YOU EVER SEEN THIS OR A SIMILAR PHENOMENON BEFORE? YES NO. IF "YES," GIVE DATE AND LOCATION.
last year in front of my house where there was a full moon. It was going back and forth in front of the moon.

23. WAS ANYONE WITH YOU AT THE TIME YOU SAW THE PHENOMENON? YES NO. IF "YES," DID THEY SEE IT TOO?
 YES NO.

A. LIST THEIR NAMES AND ADDRESSES

24. GIVE THE FOLLOWING INFORMATION ABOUT YOURSELF

LAST NAME, FIRST NAME, MIDDLE NAME
[REDACTED]

ADDRESS (Street, City, State and Zip Code)
New Horizon Ave Eton, Ohio 45323

TELEPHONE (Area code and number) AGE MALE FEMALE
[REDACTED] 16 MALE FEMALE

INDICATE ADDITIONAL INFORMATION INCLUDING OCCUPATION AND ANY EXPERIENCE WHICH MAY BE PERTINENT.

No occupation as of until I move to Chicago

25. WHEN AND TO WHOM DID YOU REPORT THAT YOU HAD SIGHTED THIS PHENOMENON?

NAME [REDACTED] DAY 18 MONTH August YEAR 1969

26. DATE YOU COMPLETED THIS QUESTIONNAIRE.
DAY 21 MONTH August YEAR 1969

27. INFORMATION WHICH YOU FEEL IS PERTINENT BUT WHICH IS NOT ADEQUATELY COVERED IN THIS QUESTIONNAIRE.
ALTERNATIVELY PROVIDE A NARRATIVE EXPLANATION OF THE SIGHTING.

It (the object) flashed off and on but
at different intervals in which we timed.
The actual times were. These are not

187 sec. in actual order.

8 sec.

5. sec.

17. sect

We used a
wrist watch to

time it.

DEPARTMENT OF THE AIR FORCE
HEADQUARTERS FOREIGN TECHNOLOGY DIVISION (AFSC)
WRIGHT-PATTERSON AIR FORCE BASE, OHIO 45433



REPLY TO
ATTN OF:

TDPT (UFO)

19 AUG 1969

SUBJECT:


UFO Observation, 19 Aug 69

TO:

Mr. [REDACTED]
[REDACTED]

Fairborn, Ohio 45324

Reference your recent unidentified flying object sighting which you reported to the Air Force. The information which we have received is not sufficient for a scientific investigation. Request you complete the attached AF Form 117 and return it in the self-addressed envelope. Thank you for reporting your observation to the Air Force.


HECTOR QUINTANILLA, Jr, Lt Colonel, USAF
Chief, Aerial Phenomena Office
Aerospace Technologies Division
Production Directorate

1 Atch
AF Form 117 w/envelope

SIGHTING OF UNIDENTIFIED PHENOMENA QUESTIONNAIRE

BUDGET BUREAU APPROVAL
NUMBER 21-R258

THIS QUESTIONNAIRE HAS BEEN PREPARED SO THAT YOU CAN GIVE THE U.S. AIR FORCE AS MUCH INFORMATION AS POSSIBLE CONCERNING THE UNIDENTIFIED PHENOMENON THAT YOU HAVE OBSERVED. PLEASE TRY TO ANSWER ALL OF THE QUESTIONS. THE INFORMATION YOU GIVE WILL BE USED FOR RESEARCH PURPOSES YOUR NAME WILL NOT BE USED IN CONNECTION WITH ANY OF YOUR STATEMENTS OR CONCLUSIONS WITHOUT YOUR PERMISSION. RETURN TO AIR FORCE BASE INVESTIGATOR FOR FORWARDING TO FTD (TDETR), WRIGHT-PATTERSON AFB, OHIO 45433, 1AW AFR 80-17. (IF ADDITIONAL SHEETS ARE NEEDED FOR NARRATIVE OR SKETCHES ATTACH SECURELY TO THIS FORM OR ANNOTATE WITH YOUR NAME FOR IDENTIFICATION.)

1. WHEN DID YOU SEE THE PHENOMENON?

DAY 19th MONTH August YEAR 1969

2. WHAT TIME DID YOU FIRST SIGHT THE PHENOMENON?

HOUR 12 MINUTES 10 A.M. P.M.

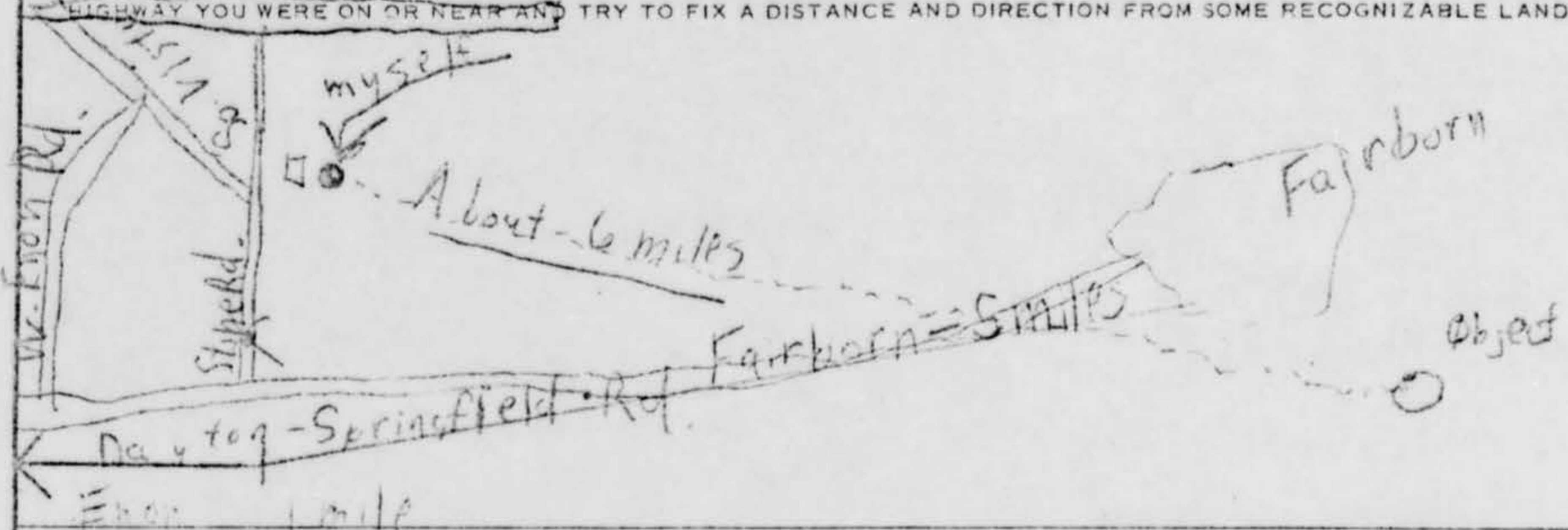
3. WHAT TIME DID YOU LAST SIGHT THE PHENOMENON?

HOUR 1 MINUTES 37 A.M. P.M.

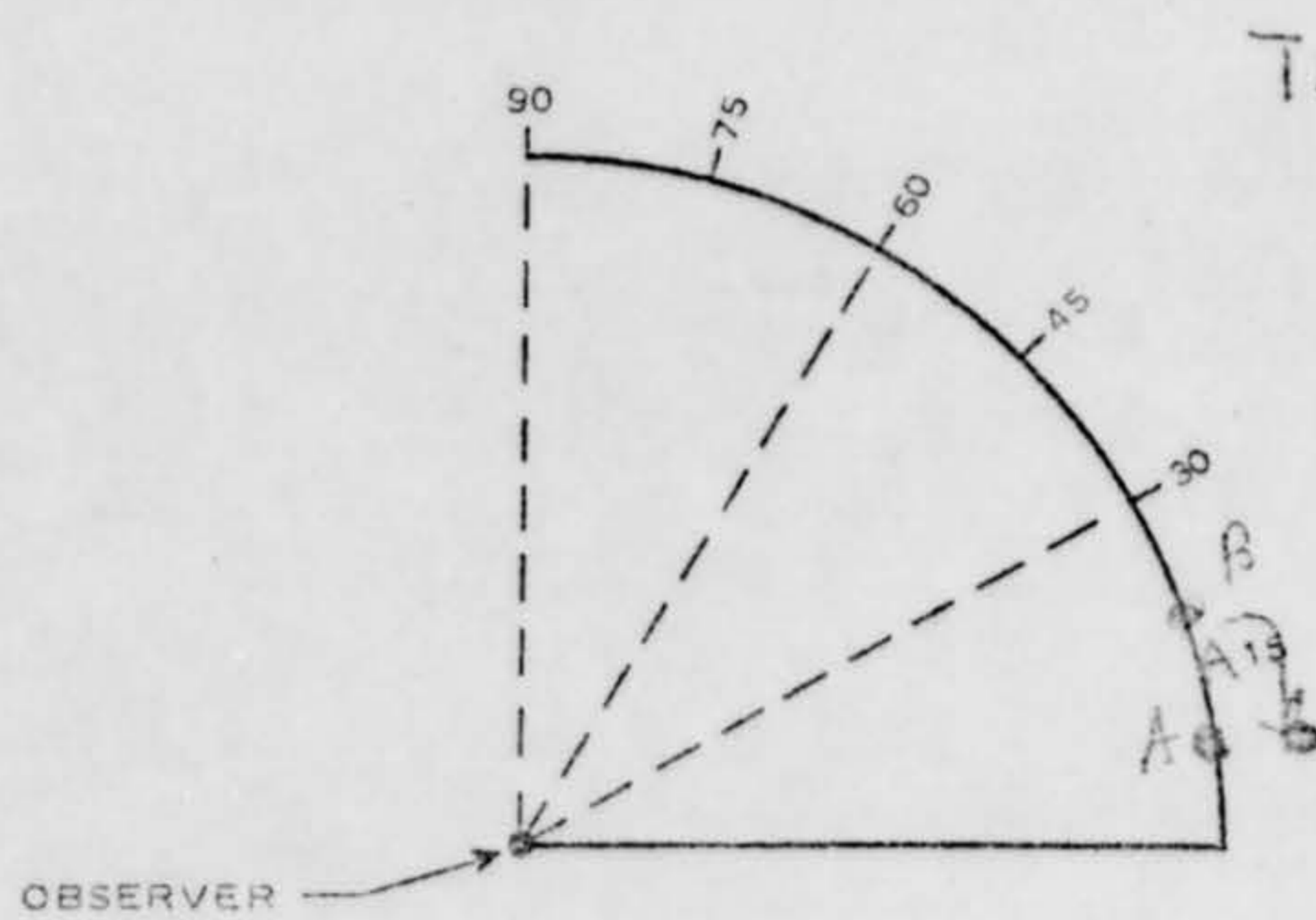
4. TIME ZONE

EASTERN CENTRAL DAYLIGHT SAVINGS MOUNTAIN PACIFIC STANDARD OTHER

5. WHERE WERE YOU WHEN YOU SAW THE PHENOMENON? IF IN CITY, GIVE THE NEAREST STREET ADDRESS AND INDICATE ON A HAND DRAWN MAP WHERE YOU WERE STANDING WITH REFERENCE TO THE ADDRESS. IF IN THE COUNTRY, IDENTIFY THE HIGHWAY YOU WERE ON OR NEAR AND TRY TO FIX A DISTANCE AND DIRECTION FROM SOME RECOGNIZABLE LANDMARK.

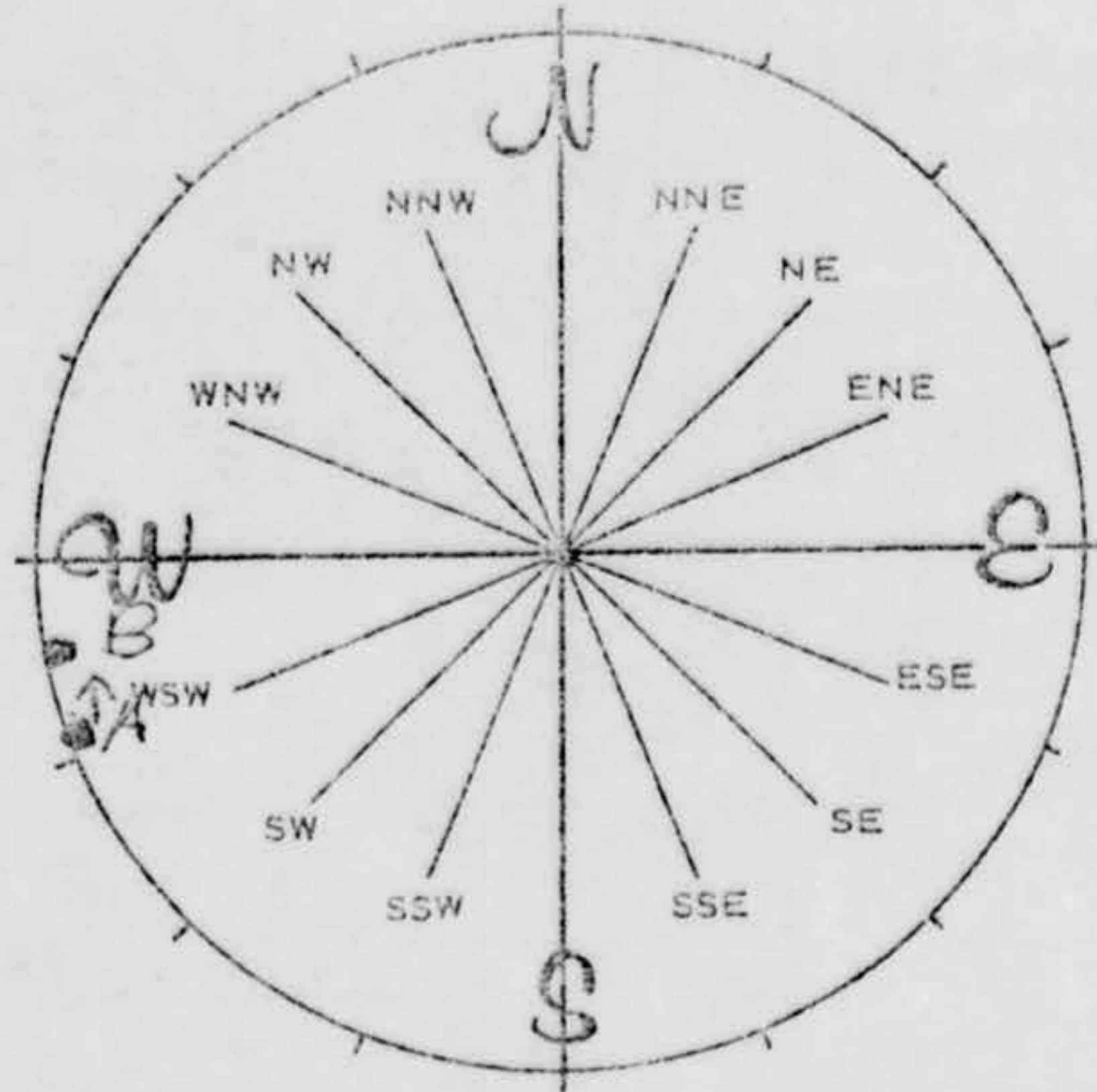


6. IMAGINE YOU ARE AT THE POINT SHOWN IN THE SKETCH, PLACE AN "A" ON THE CURVED LINE TO SHOW HOW HIGH THE PHENOMENON WAS ABOVE THE HORIZON, OR SKYLINE, WHEN FIRST SEEN. PLACE A "B" ON THE SAME CURVED LINE TO SHOW HOW HIGH ABOVE THE HORIZON THE PHENOMENON WAS WHEN LAST SEEN.

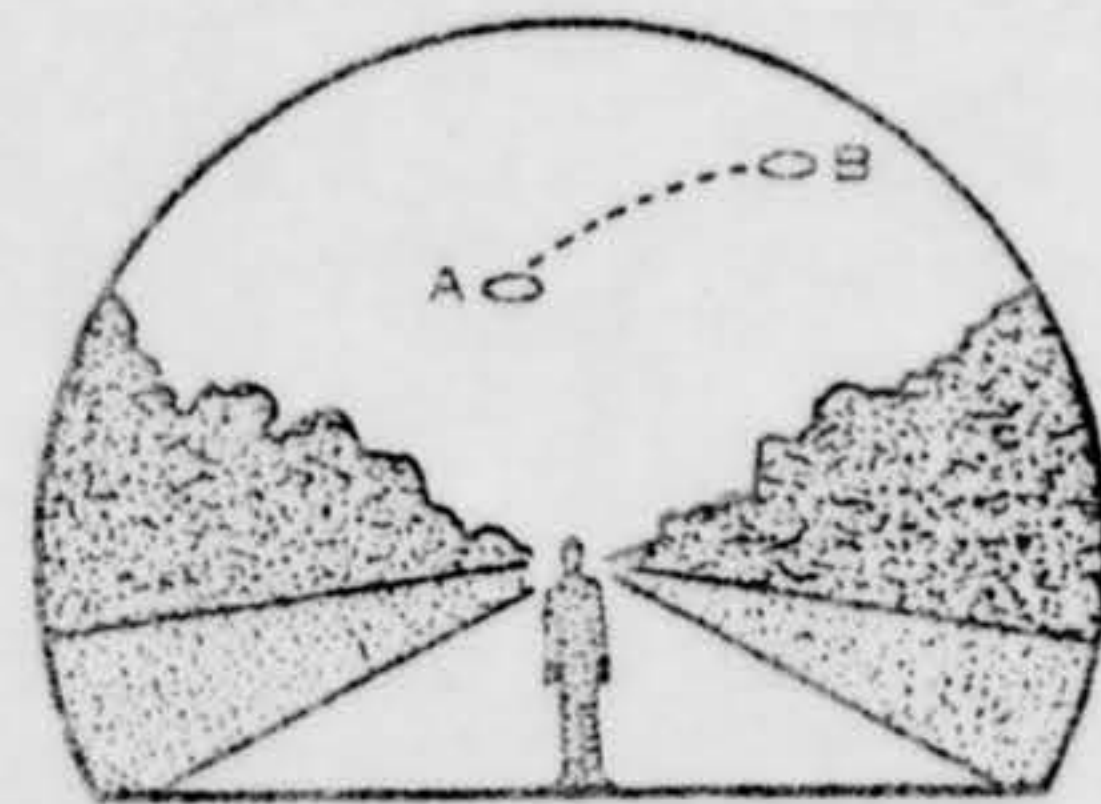



This is
Approximate

6. NOW IMAGINE YOU ARE AT THE CENTER OF THE COMPASS ROSE. PLACE AN "A" ON THE COMPASS TO INDICATE THE DIRECTION TO THE PHENOMENON WHEN FIRST SEEN. PLACE A "B" ON THE COMPASS TO INDICATE THE DIRECTION TO THE PHENOMENON WHEN LAST SEEN.



7. IN THE SKETCH BELOW, PLACE AN "A" AT THE POSITION OF THE PHENOMENON WHEN FIRST SEEN, AND A "B" AT THE POSITION OF THE PHENOMENON WHEN LAST SEEN. CONNECT THE "A" AND "B" WITH A LINE TO APPROXIMATE THE MOVEMENT OF THE PHENOMENON BETWEEN "A" AND "B". THAT IS, SCHEMATICALLY SHOW WHETHER THE MOVEMENT APPEARED TO BE STRAIGHT, CURVED OR ZIG-ZAG. REFER TO SMALLER SKETCH AS AN EXAMPLE OF HOW TO COMPLETE THE LARGER SKETCH.



8. WHERE WERE YOU WHEN YOU SAW THE PHENOMENON? (Check appropriate blocks.)

<input checked="" type="checkbox"/> OUTDOORS	<input type="checkbox"/> IN BUSINESS SECTION OF CITY
<input type="checkbox"/> IN BUILDING	<input checked="" type="checkbox"/> IN RESIDENTIAL SECTION OF CITY
<input type="checkbox"/> IN CAR <input type="checkbox"/> AS DRIVER <input type="checkbox"/> AS PASSENGER	<input type="checkbox"/> IN OPEN COUNTRYSIDE
<input type="checkbox"/> IN BOAT	<input type="checkbox"/> NEAR AIRFIELD
<input type="checkbox"/> IN AIRPLANE <input type="checkbox"/> AS PILOT <input type="checkbox"/> AS PASSENGER	<input type="checkbox"/> FLYING OVER CITY
<input type="checkbox"/> OTHER	<input type="checkbox"/> FLYING OVER OPEN COUNTRY
	<input type="checkbox"/> OTHER

A. IF YOU WERE IN A VEHICLE, COMPLETE THE FOLLOWING:

WHAT DIRECTION WERE YOU MOVING?		HOW FAST WERE YOU MOVING?
<input type="checkbox"/> NORTH	<input type="checkbox"/> EAST	DID YOU STOP ANYTIME WHILE OBSERVING THE PHENOMENON? <input type="checkbox"/> YES <input type="checkbox"/> NO
<input type="checkbox"/> SOUTH	<input type="checkbox"/> WEST	
<input type="checkbox"/> NORTHEAST	<input type="checkbox"/> SOUTHEAST	
<input type="checkbox"/> NORTHWEST	<input type="checkbox"/> SOUTHWEST	

EXPLAIN WHETHER SUCH MOVEMENT AFFECTS YOUR SKETCHES IN ITEMS 5 AND 6.

DESCRIBE TYPE OF VEHICLE YOU WERE IN AND TYPE OF ROAD, TERRAIN OR BODY OF WATER YOU TRAVERSED DURING THE SIGHTING. STATE WHETHER WINDOWS OR CONVERTIBLE TOP WERE UP OR DOWN.

HOW MUCH OTHER TRAFFIC WAS THERE?

DID YOU NOTICE ANY AIRPLANES? YES NO. IF "YES," DESCRIBE WHEN THEY WERE IN SIGHT RELATIVE TO THE TIME OF SIGHTING THE PHENOMENON AND WHERE THEY WERE IN THE SKY RELATIVE TO THE POSITION OF THE PHENOMENON.

9. HOW LONG WAS THE PHENOMENON IN SIGHT?

LENGTH OF TIME	<input checked="" type="checkbox"/> CERTAIN OF TIME	<input type="checkbox"/> NOT VERY SURE
1 hour, 27 minutes	<input type="checkbox"/> FAIRLY CERTAIN	<input type="checkbox"/> JUST A GUESS

HOW WAS TIME DETERMINED?
By a watch.


WAS THE PHENOMENON IN SIGHT CONTINUOUSLY? YES NO. IF "NO," INDICATE WHETHER THIS IS DUE TO YOUR MOVEMENT OR THE BEHAVIOR OF THE PHENOMENON, AND DESCRIBE SUCH MOVEMENT OR BEHAVIOR. INDICATE DISAPPEARANCES ON PREVIOUS SKETCHES.

The objects were a good distance away, and they appeared to ~~be~~ move behind trees (or some other unknown object).

10. IF THERE WERE MORE THAN ONE PHENOMENON, HOW MANY WERE THERE? DRAW A PICTURE TO SHOW HOW THEY WERE ARRANGED. DID THIS ARRANGEMENT CHANGE DURING THE SIGHTING? *Yes.*

2

objects (x) were sighted among trees



1st 2nd

11. CONDITIONS (Check appropriate blocks.)

A. SKY		B. WEATHER <i>Slight Breeze</i>	
<input type="checkbox"/> DAY	<input type="checkbox"/> CUMULUS CLOUDS (Low fluffy)	<input type="checkbox"/> FOG OR MIST	
<input type="checkbox"/> TWILIGHT	<input type="checkbox"/> CIRRUS CLOUDS (High fleecy or Herring-bone)	<input type="checkbox"/> HEAVY RAIN	
<input checked="" type="checkbox"/> NIGHT	<input type="checkbox"/> NIMBUS CLOUDS (Rain)	<input type="checkbox"/> LIGHT RAIN OR DRIZZLE	
<input checked="" type="checkbox"/> CLEAR	<input type="checkbox"/> CUMULONIMBUS CLOUDS (Thunderstorms)	<input type="checkbox"/> HAIL	
<input type="checkbox"/> PARTLY CLOUDY	<input type="checkbox"/> HAZE OR SMOG	<input type="checkbox"/> SNOW OR SLEET	
<input type="checkbox"/> COMPLETELY OVERCAST		<input type="checkbox"/> UNKNOWN	
		<input type="checkbox"/> NONE OF THE ABOVE	

C. IF THE SIGHTING WAS AT TWILIGHT OR NIGHT, WHAT DID YOU NOTICE ABOUT THE STARS AND MOON?

(1) STARS		(2) MOON	
<input type="checkbox"/> NONE	<input type="checkbox"/> BRIGHT MOONLIGHT	<input checked="" type="checkbox"/> NO MOONLIGHT	
<input type="checkbox"/> A FEW	<input type="checkbox"/> MOON WITH HALO	<input type="checkbox"/> UNKNOWN	
<input checked="" type="checkbox"/> MANY	<input type="checkbox"/> MOON HIDDEN BY CLOUDS		
<input type="checkbox"/> UNKNOWN	<input type="checkbox"/> PARTIAL (New or quarter)		

D. IF SIGHTING WAS IN DAYLIGHT, WAS THE SUN VISIBLE? YES NO. IF "YES," WHERE WAS THE SUN AS YOU FACED THE PHENOMENON?

<input checked="" type="checkbox"/> IN FRONT OF YOU	<input checked="" type="checkbox"/> TO YOUR RIGHT	<input type="checkbox"/> OVERHEAD (Near noon)
<input type="checkbox"/> IN BACK OF YOU	<input checked="" type="checkbox"/> TO YOUR LEFT	<input type="checkbox"/> UNKNOWN

E. SPECIFY THE MAJOR SOURCE OF ILLUMINATION PRESENT DURING THE SIGHTING, SUCH AS THE SUN, HEADLIGHTS OR STREET LAMP, ETC. FOR TERRESTRIAL ILLUMINATION, SPECIFY DISTANCE TO LIGHT SOURCE.

About 1/2 mile from me in the same direction of the object were house + street lights. The object was brighter than these.

12. GIVE A BRIEF DESCRIPTION OF THE PHENOMENON, INDICATING WHETHER IT APPEARED DARK OR LIGHT, WHETHER IT REFLECTED LIGHT OR WAS SELF-LUMINOUS AND WHAT COLORS YOU NOTICED. DESCRIBE YOUR IMPRESSION OF WHETHER IT WAS SOLID OR TRANSPARENT, WHETHER EDGES WERE SHARP OR FUZZY. DESCRIBE THE SHAPE OR INDICATE IF IT APPEARED AS A POINT OF LIGHT. INDICATE COMPARISONS WITH OTHER OBSERVED OBJECTS, LIKE STARS, A LIGHT OR OTHER OBJECT IN YOUR FIELD OF VIEW.

When I noticed the 1st object, it went from white - yellow - red. My Buddy said once it turned green, but I did not see this. It went up, moved to my right, then went down. It at first appeared as a lighted block (square). It moved behind trees and appeared to go off and on. Then we (my friend and I) noticed a 2nd object to the low or right of the 1st. They flashed on irregularly and after it went off the area seem to glow. After it "went out" one time my friend and I did not see it again.

13.	DID THE PHENOMENON	YES	NO	UNKNOWN
	MOVE IN A STRAIGHT LINE?		<input checked="" type="checkbox"/>	
	STAND STILL AT ANYTIME?	<input checked="" type="checkbox"/>		
	SUDDENLY SPEED UP AND RUN AWAY?		<input checked="" type="checkbox"/>	
	BREAK UP IN PARTS AND EXPLODE?		<input checked="" type="checkbox"/>	
	CHANGE COLOR?	<input checked="" type="checkbox"/>		
	GIVE OFF SMOKE?		<input checked="" type="checkbox"/>	
	CHANGE BRIGHTNESS?	<input checked="" type="checkbox"/>		
	CHANGE SHAPE?		<input checked="" type="checkbox"/>	
	FLASH OR FLICKER?	<input checked="" type="checkbox"/>		
	DISAPPEAR AND REAPPEAR?	<input checked="" type="checkbox"/>		
	SPIN LIKE A TOP?		<input checked="" type="checkbox"/>	<input checked="" type="checkbox"/>
	MAKE A NOISE?		<input checked="" type="checkbox"/>	
	FLUTTER OR WOBBLE?			<input checked="" type="checkbox"/>

14. WHAT DREW YOUR ATTENTION TO THE PHENOMENON?

My friend and I were sleeping out and we noticed a bright light very

A. HOW DID IT FINALLY DISAPPEAR?

The object went on and off several times. After about an hour it did not flash on, so my friend and I decided that it was gone (we watched for it ~~to reappear~~ to reappear for about 8 minutes but it didn't so we left.)

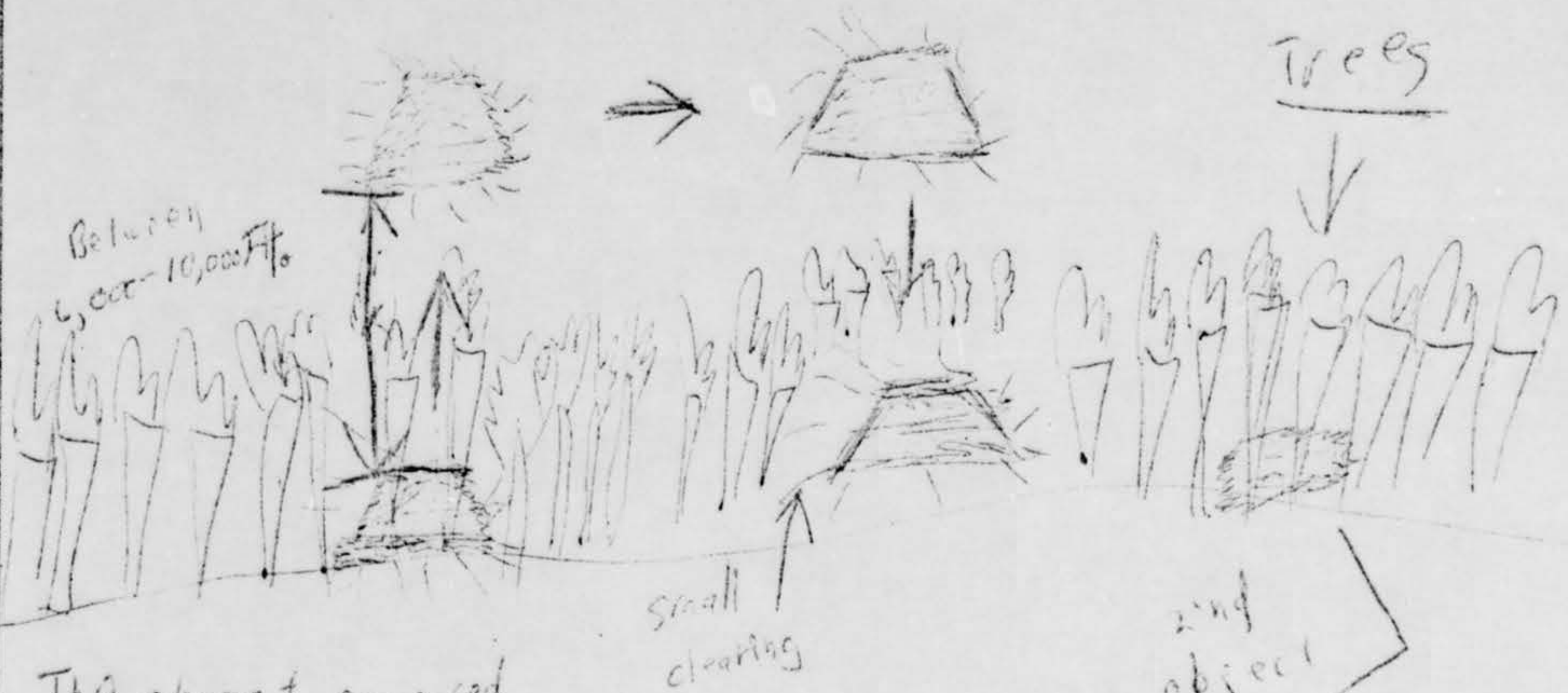
B. DID THE PHENOMENON MOVE BEHIND OR IN FRONT OF SOMETHING, LIKE A CLOUD, TREE, OR BUILDING AT ANY TIME?

YES NO. IF "YES," DESCRIBE.

The objects ~~was~~ were sighted in a small forest and then a small clearing in the forest later on.

15. DRAW A PICTURE THAT WILL SHOW THE SHAPE OF THE PHENOMENON. INCLUDE AND LABEL ANY DETAILS THAT MIGHT HAVE APPEARED AS WINGS OR PROTRUSIONS, AND INDICATE EXHAUST OR VAPOR TRAILS. INDICATE BY AN ARROW THE DIRECTION THE PHENOMENON WAS MOVING.

I am not sure if the objects banded, but they did appear to be.



The object appeared as a block when observed through binoculars.

2nd object appeared as a bright light

15. WHAT WAS THE ANGULAR SIZE? HOLD A MATCH AT ARM'S LENGTH IN FRONT OF A KNOWN OBJECT, SUCH AS A STREET LAMP OR THE MOON. NOTE HOW MUCH OF THE OBJECT IS COVERED BY THE HEAD OF THE MATCH. NOW IF YOU HAD BEEN ABLE TO PERFORM THIS EXPERIMENT AT THE TIME OF THE SIGHTING, ESTIMATE WHAT FRACTION OF THE PHENOMENON WOULD HAVE BEEN COVERED BY THE MATCH HEAD.

I am not certain. About $\frac{1}{16}$ of the match would be covered by the match.

MEMO FOR RECORD

21 Aug 69

SUBJECT: UFO Observation, 19 Aug 69

1. On 19 Aug 69, Mr. [REDACTED] called TDPT (UFO) to report an unidentified flying object. He gave the following information on his observation:

Observers:

Mr. [REDACTED]
[REDACTED]
Fairborn, Ohio 45324

Mr. [REDACTED]
[REDACTED]
Enon, Ohio 45343

Date of Observation: 19 Aug 69

Time of Observation: 0010 hours

Location: Outside of Fairborn in hills.

Duration: 1 hour 27 minutes

Description: The two boys were camping out when they sighted an object in the SW portion of the sky in a small clearing. The object looked like a bright light. The observers were approximately 10 miles from the object. The object was first seen behind trees. It moved upward from the trees to the right then back into the trees. The object turned white then yellow then red. Gossman said the object looked like a disc, but Foster said the object was far away and just looked like a bright light to him. The light was considerably brighter than the stars and house lights in the area. There was no smoke from the object. The object was solid and didn't seem to be a neon sign. There was no breeze at the time of the sighting, but there was slight breeze later. The observers were looking at the object through binoculars.

Comments: Confusing and conflicting report.

2. Mr. [REDACTED] stated that he had reported a sighting about a year ago.

17. DID YOU OBSERVE THE PHENOMENON THROUGH ANY OF THE FOLLOWING? INCLUDE INFORMATION ON MODEL, TYPE, FILTER, LENS PRESCRIPTION OR OTHER APPLICABLE DATA.

EYEGLASSES	CAMERA VIEWER
SUNGLASSES	<input checked="" type="checkbox"/> BINOCULARS
WINDSHIELD	TELESCOPE
SIDE WINDOW OF VEHICLE	THEODOLITE
WINDOWPANE	OTHER

A. DO YOU ORDINARILY WEAR GLASSES? YES NO

B. DO YOU USE READING GLASSES? YES NO

18. WHAT WAS YOUR IMPRESSION OF THE SPEED OF THE PHENOMENON? GIVE ESTIMATE OF SPEED.

It not move much. When it did 30 mph.

19. WHAT WAS YOUR IMPRESSION OF THE DISTANCE OF THE PHENOMENON? GIVE ESTIMATE OF DISTANCE.

6 miles

20. IN ORDER THAT WE MAY OBTAIN AS CLEAR A PICTURE AS POSSIBLE OF WHAT YOU SAW, DESCRIBE IN YOUR OWN WORDS A COMMON OBJECT OR OBJECTS WHICH, WHEN PLACED IN THE SKY, SIMILAR TO WHERE YOU NOTED THE PHENOMENON, WOULD BEAR SOME RESEMBLANCE TO WHAT YOU SAW. DESCRIBE SIMILARITIES AND DIFFERENCES BETWEEN THE COMMON OBJECT AND WHAT YOU SAW.

The ~~object~~ object appeared as a brightly lighted block-shaped object.



21. DID YOU NOTICE ANY ODOR, NOISE, OR HEAT EMANATING FROM THE PHENOMENON OR ANY EFFECT ON YOURSELF, ANIMALS OR MACHINERY IN THE VICINITY? YES NO. IF "YES," DESCRIBE.

A. DID THE PHENOMENON DISTURB THE GROUND OR LEAVE ANY PHYSICAL EVIDENCE. YES NO. IF "YES," DESCRIBE.

I did not investigate the area where the object was sighted. It was about 6 miles away.

22. HAVE YOU EVER SEEN THIS OR A SIMILAR PHENOMENON BEFORE? YES NO. IF "YES," GIVE DATE AND LOCATION.

23. WAS ANYONE WITH YOU AT THE TIME YOU SAW THE PHENOMENON? YES NO. IF "YES," DID THEY SEE IT TOO?
 YES NO.

A. LIST THEIR NAMES AND ADDRESSES

1 [REDACTED]
 Enon, Ohio 45323

My friend moved to (August 21) 1969
 Elgin, Illinois. I do not know this address.

2 My mother also saw the light, but not clearly.

24. GIVE THE FOLLOWING INFORMATION ABOUT YOURSELF

LAST NAME, FIRST NAME, MIDDLE NAME
 [REDACTED]

ADDRESS (Street, City, State and Zip Code)
 [REDACTED] Road RR1, Fairborn, Ohio 45324

TELEPHONE (Area code and number) [REDACTED] AGE 15 1/2 MALE FEMALE

INDICATE ADDITIONAL INFORMATION INCLUDING OCCUPATION AND ANY EXPERIENCE WHICH MAY BE PERTINENT.

I always made B's or better in school in the major subject (except, once I received a C in English-9 + Science). I will enter 10th grade this 1969-70 school year. My father works for the PENN - Central Railroad. I attend Greenon High School. Also I made a study on U.F.O's And won a trophy for the school in a Science Fair.

25. WHEN AND TO WHOM DID YOU REPORT THAT YOU HAD SIGHTED THIS PHENOMENON?

NAME Wright Patterson Air Force Base DAY 19 MONTH August YEAR 1969

26. DATE YOU COMPLETED THIS QUESTIONNAIRE. DAY 28 MONTH August YEAR 1969

DEPARTMENT OF THE AIR FORCE
HEADQUARTERS FOREIGN TECHNOLOGY DIVISION (AFSC)
WRIGHT-PATTERSON AIR FORCE BASE OHIO 45433



19 AUG 1969

REPLY TO
ATTN OF:

TDPT (UFO)


SUBJECT:

UFO Observation , 19 Aug 69

TO:

Mr. [REDACTED]
[REDACTED]
Enon, Ohio 45343

Your name has been given to the Aerial Phenomena Office (Project Blue Book) as being a witness to an unidentified flying object. If you were a witness to an UFO sighting on 19 August 1969, would you please complete the attached AF Form 117 and return it in the envelope provided. If you were not a witness to this sighting, would you please make a statement to this effect on the attached form. The information which you provide will be used in evaluating this observation. Thank you for your assistance in this matter.


HECTOR QUINTANILLA, JR; Lt Colonel, USAF
Chief, Aerial Phenomena Office
Aerospace Technologies Division
Production Directorate

1 Atch
AF Form 117 w/envelope

SIGHTING OF UNIDENTIFIED PHENOMENA QUESTIONNAIRE

BUDGET BUREAU APPROVAL
NUMBER 21-R253

THIS QUESTIONNAIRE HAS BEEN PREPARED SO THAT YOU CAN GIVE THE U.S. AIR FORCE AS MUCH INFORMATION AS POSSIBLE CONCERNING THE UNIDENTIFIED PHENOMENON THAT YOU HAVE OBSERVED. PLEASE TRY TO ANSWER ALL OF THE QUESTIONS. THE INFORMATION YOU GIVE WILL BE USED FOR RESEARCH PURPOSES YOUR NAME WILL NOT BE USED IN CONNECTION WITH ANY OF YOUR STATEMENTS OR CONCLUSIONS WITHOUT YOUR PERMISSION. RETURN TO AIR FORCE BASE INVESTIGATOR FOR FORWARDING TO FTD (TDETR), WRIGHT-PATTERSON AFB, OHIO 45433, 1AW AFR 80-17. (IF ADDITIONAL SHEETS ARE NEEDED FOR NARRATIVE OR SKETCHES ATTACH SECURELY TO THIS FORM OR ANNOTATE WITH YOUR NAME FOR IDENTIFICATION.)

1. WHEN DID YOU SEE THE PHENOMENON?

DAY 18 MONTH Aug. YEAR 1969

2. WHAT TIME DID YOU FIRST SIGHT THE PHENOMENON?

HOUR 12 MINUTES 10 A.M. P.M.

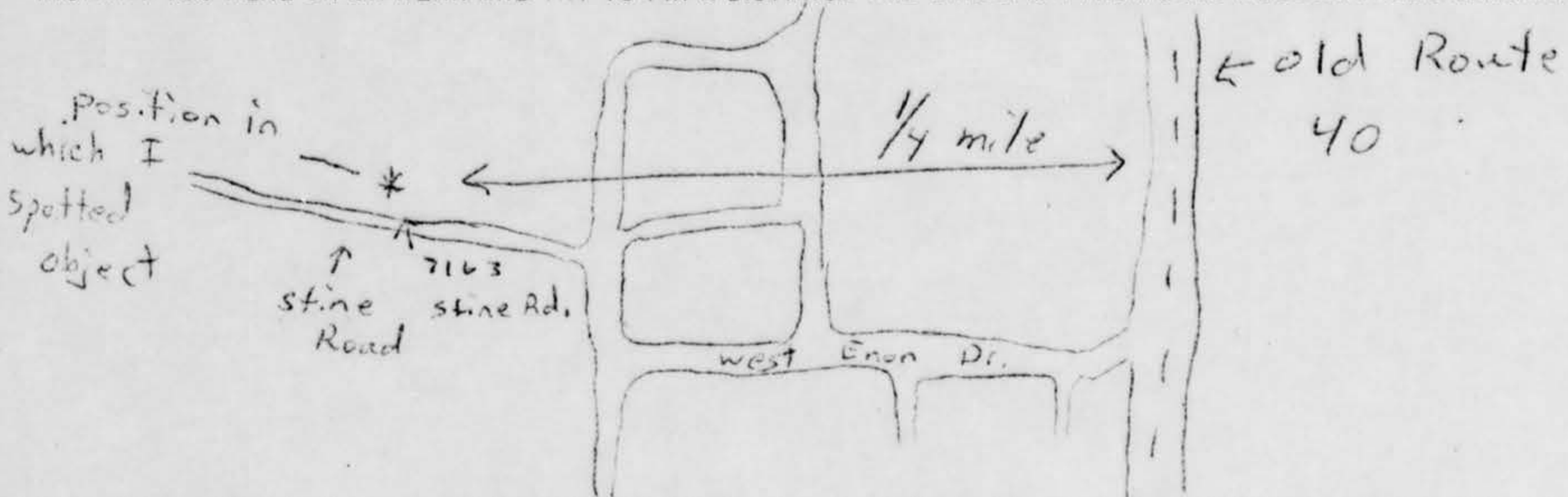
3. WHAT TIME DID YOU LAST SIGHT THE PHENOMENON?

HOUR 1 MINUTES 37 A.M. P.M.

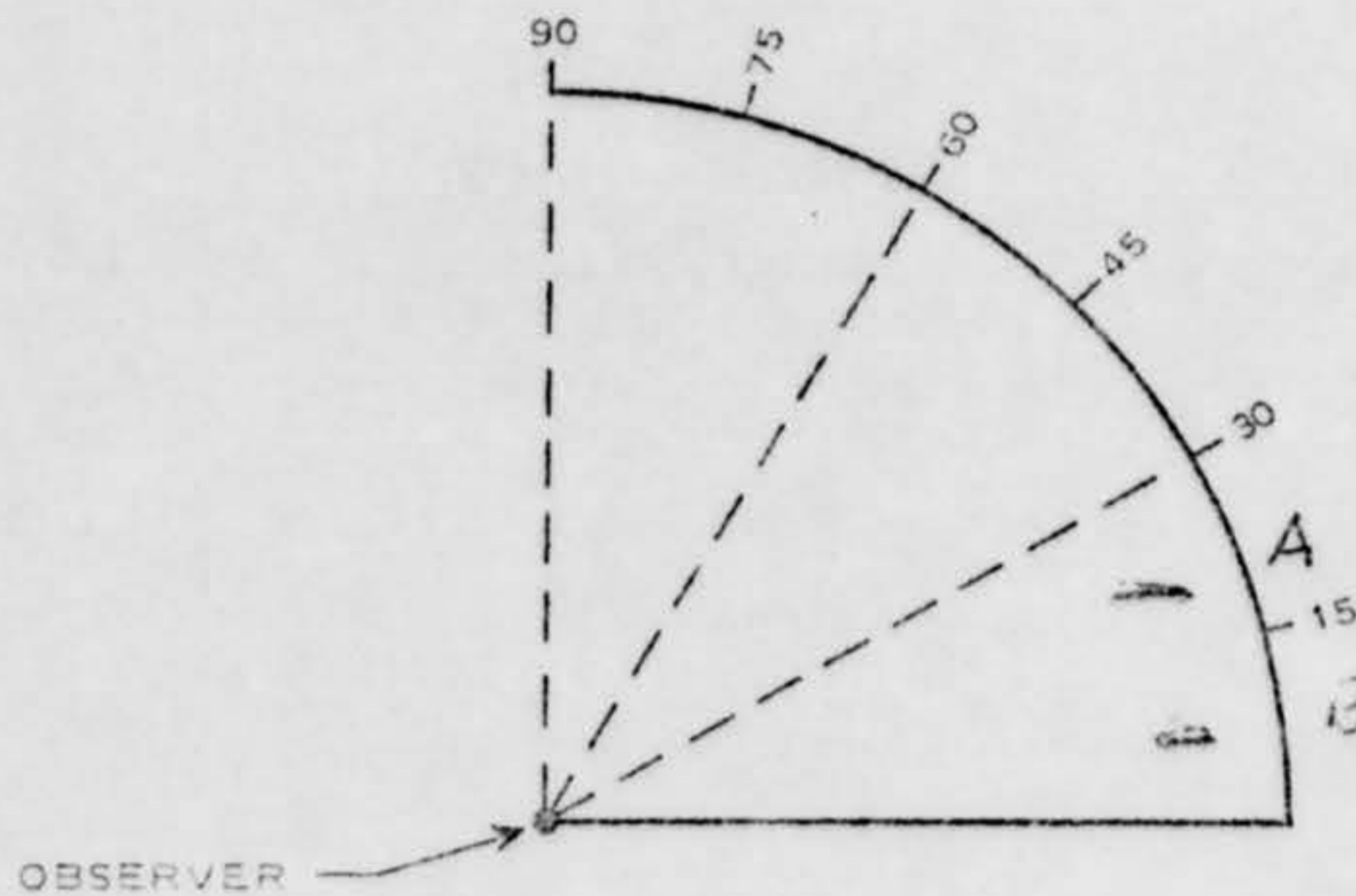
4. TIME ZONE

EASTERN CENTRAL MOUNTAIN PACIFIC OTHER
 DAYLIGHT SAVINGS STANDARD

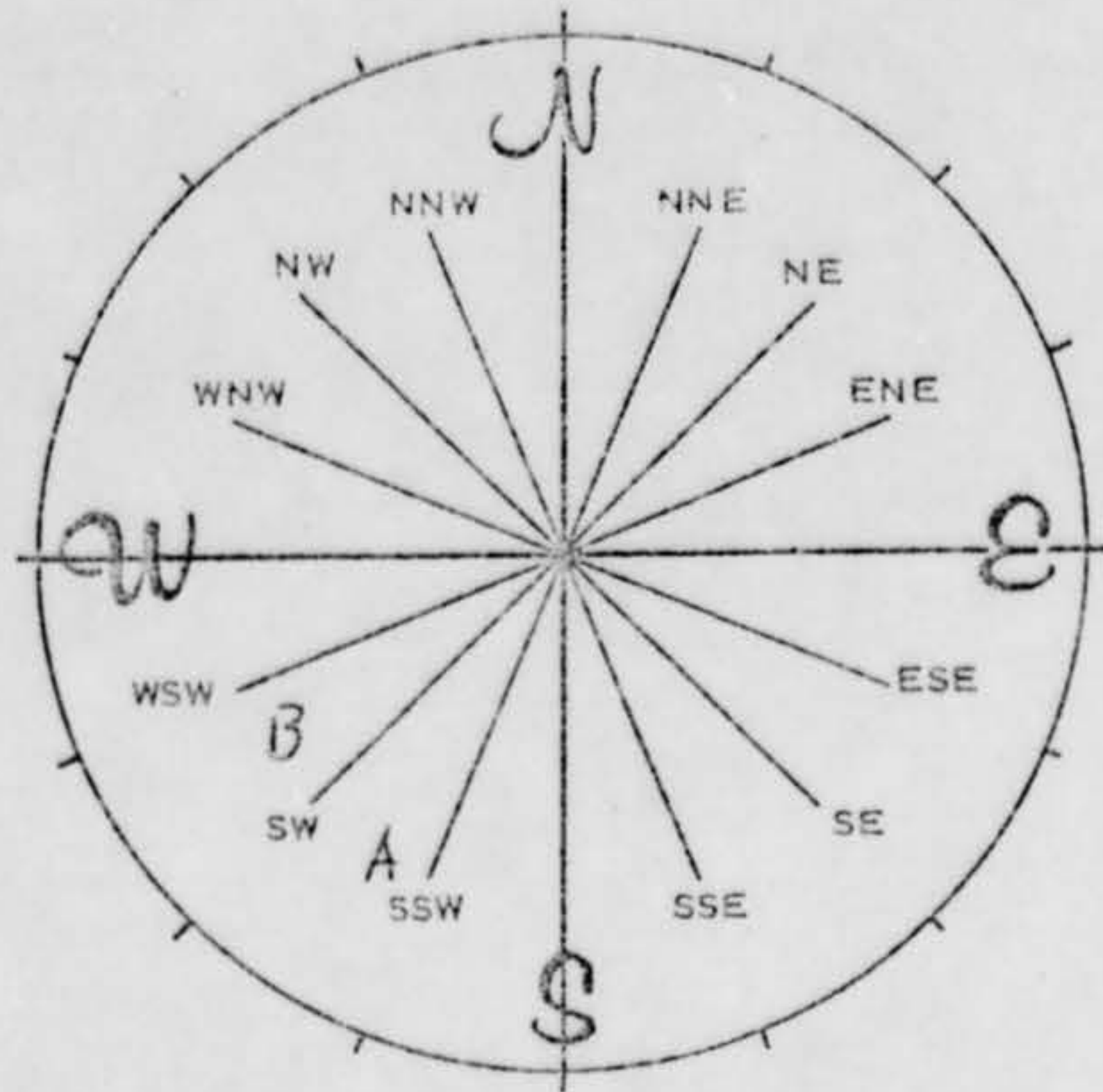
5. WHERE WERE YOU WHEN YOU SAW THE PHENOMENON? IF IN CITY, GIVE THE NEAREST STREET ADDRESS AND INDICATE ON A HAND DRAWN MAP WHERE YOU WERE STANDING WITH REFERENCE TO THE ADDRESS. IF IN THE COUNTRY, IDENTIFY THE HIGHWAY YOU WERE ON OR NEAR AND TRY TO FIX A DISTANCE AND DIRECTION FROM SOME RECOGNIZABLE LANDMARK.



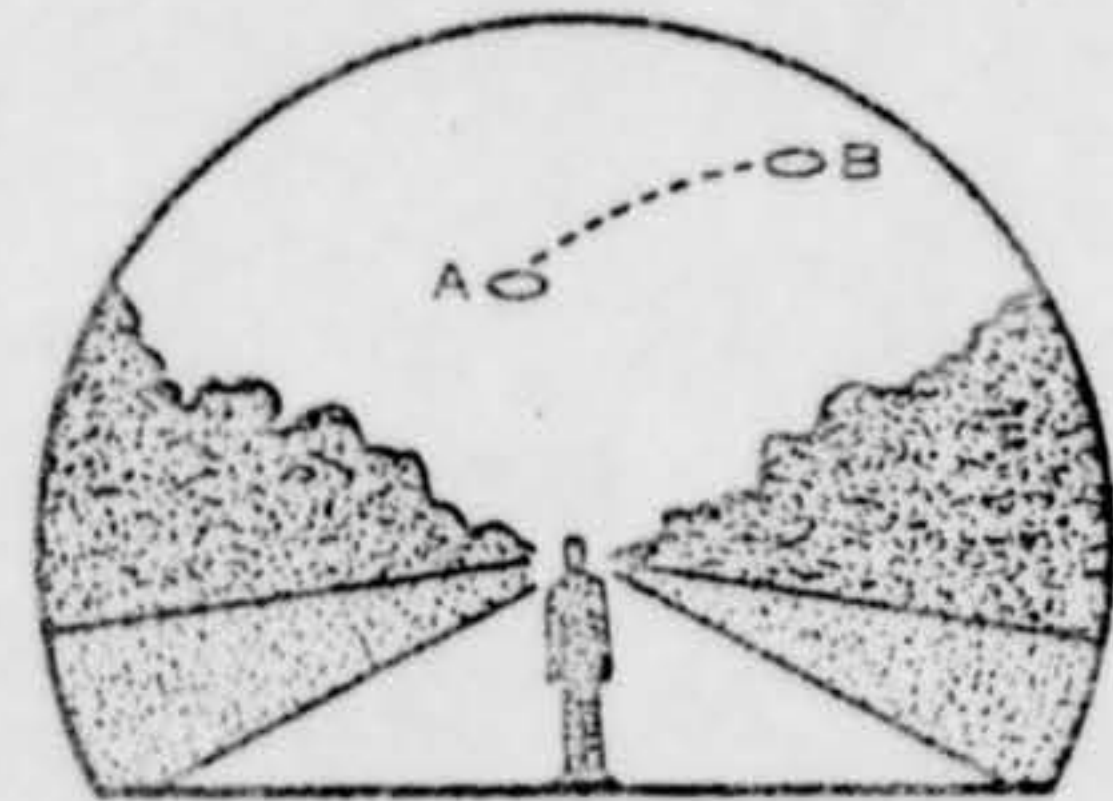

6. IMAGINE YOU ARE AT THE POINT SHOWN IN THE SKETCH, PLACE AN "A" ON THE CURVED LINE TO SHOW HOW HIGH THE PHENOMENON WAS ABOVE THE HORIZON, OR SKYLINE, WHEN FIRST SEEN. PLACE A "B" ON THE SAME CURVED LINE TO SHOW HOW HIGH ABOVE THE HORIZON THE PHENOMENON WAS WHEN LAST SEEN.



5A. NOW IMAGINE YOU ARE AT THE CENTER OF THE COMPASS ROSE. PLACE AN "A" ON THE COMPASS TO INDICATE THE DIRECTION TO THE PHENOMENON WHEN FIRST SEEN. PLACE A "B" ON THE COMPASS TO INDICATE THE DIRECTION TO THE PHENOMENON WHEN LAST SEEN.



7. IN THE SKETCH BELOW, PLACE AN "A" AT THE POSITION OF THE PHENOMENON WHEN FIRST SEEN, AND A "B" AT THE POSITION OF THE PHENOMENON WHEN LAST SEEN. CONNECT THE "A" AND "B" WITH A LINE TO APPROXIMATE THE MOVEMENT OF THE PHENOMENON BETWEEN "A" AND "B". THAT IS, SCHEMATICALLY SHOW WHETHER THE MOVEMENT APPEARED TO BE STRAIGHT, CURVED OR ZIG-ZAG. REFER TO SMALLER SKETCH AS AN EXAMPLE OF HOW TO COMPLETE THE LARGER SKETCH.



8. WHERE WERE YOU WHEN YOU SAW THE PHENOMENON? (Check appropriate blocks.)

<input checked="" type="checkbox"/> OUTDOORS		IN BUSINESS SECTION OF CITY
IN BUILDING		IN RESIDENTIAL SECTION OF CITY
IN CAR <input type="checkbox"/> AS DRIVER <input type="checkbox"/> AS PASSENGER		<input checked="" type="checkbox"/> IN OPEN COUNTRYSIDE
IN BOAT		NEAR AIRFIELD
IN AIRPLANE <input type="checkbox"/> AS PILOT <input type="checkbox"/> AS PASSENGER		FLYING OVER CITY
OTHER		FLYING OVER OPEN COUNTRY
		OTHER

A. IF YOU WERE IN A VEHICLE, COMPLETE THE FOLLOWING:

WHAT DIRECTION WERE YOU MOVING?		HOW FAST WERE YOU MOVING?
NORTH	EAST	DID YOU STOP ANYTIME WHILE OBSERVING THE PHENOMENON? <input type="checkbox"/> YES <input type="checkbox"/> NO
SOUTH	WEST	
NORTHEAST	SOUTHEAST	
NORTHWEST	SOUTHWEST	

EXPLAIN WHETHER SUCH MOVEMENT AFFECTS YOUR SKETCHES IN ITEMS 5 AND 6.

no

DESCRIBE TYPE OF VEHICLE YOU WERE IN AND TYPE OF ROAD, TERRAIN OR BODY OF WATER YOU TRAVERSED DURING THE SIGHTING. STATE WHETHER WINDOWS OR CONVERTIBLE TOP WERE UP OR DOWN.

HOW MUCH OTHER TRAFFIC WAS THERE?

DID YOU NOTICE ANY AIRPLANES? YES NO. IF "YES," DESCRIBE WHEN THEY WERE IN SIGHT RELATIVE TO THE TIME OF SIGHTING THE PHENOMENON AND WHERE THEY WERE IN THE SKY RELATIVE TO THE POSITION OF THE PHENOMENON.

9. HOW LONG WAS THE PHENOMENON IN SIGHT?

LENGTH OF TIME	<input checked="" type="checkbox"/> CERTAIN OF TIME	<input type="checkbox"/> NOT VERY SURE
 12:10 to 1:37	<input type="checkbox"/> FAIRLY CERTAIN	<input type="checkbox"/> JUST A GUESS


HOW WAS TIME DETERMINED? House clock

WAS THE PHENOMENON IN SIGHT CONTINUOUSLY? YES NO. IF "NO," INDICATE WHETHER THIS IS DUE TO YOUR MOVEMENT OR THE BEHAVIOR OF THE PHENOMENON, AND DESCRIBE SUCH MOVEMENT OR BEHAVIOR. INDICATE DISAPPEARANCES ON PREVIOUS SKETCHES.

at certain times it moved behind a couple of trees but usually stayed over the trees

10. IF THERE WERE MORE THAN ONE PHENOMENON, HOW MANY WERE THERE? DRAW A PICTURE TO SHOW HOW THEY WERE ARRANGED. DID THIS ARRANGEMENT CHANGE DURING THE SIGHTING?

yes.



11. CONDITIONS (Check appropriate blocks.)

A. SKY		B. WEATHER	
<input type="checkbox"/> DAY		<input type="checkbox"/> CUMULUS CLOUDS (Low fluffy)	<input type="checkbox"/> FOG OR MIST
<input type="checkbox"/> TWILIGHT		<input type="checkbox"/> CIRRUS CLOUDS (High fleecy or Herring-bone)	<input type="checkbox"/> HEAVY RAIN
<input checked="" type="checkbox"/> NIGHT		<input type="checkbox"/> NIMBUS CLOUDS (Rain)	<input type="checkbox"/> LIGHT RAIN OR DRIZZLE
<input type="checkbox"/> CLEAR		<input type="checkbox"/> CUMULONIMBUS CLOUDS (Thunderstorms)	<input type="checkbox"/> HAIL
<input type="checkbox"/> PARTLY CLOUDY		<input type="checkbox"/> HAZE OR SMOG	<input type="checkbox"/> SNOW OR SLEET
<input type="checkbox"/> COMPLETELY OVERCAST			<input type="checkbox"/> UNKNOWN
			<input checked="" type="checkbox"/> NONE OF THE ABOVE

C. IF THE SIGHTING WAS AT TWILIGHT OR NIGHT, WHAT DID YOU NOTICE ABOUT THE STARS AND MOON?

(1) STARS	(2) MOON
<input type="checkbox"/> NONE	<input type="checkbox"/> BRIGHT MOONLIGHT
<input checked="" type="checkbox"/> A FEW	<input checked="" type="checkbox"/> NO MOONLIGHT
<input checked="" type="checkbox"/> MANY	<input type="checkbox"/> MOON WITH HALO
<input type="checkbox"/> UNKNOWN	<input type="checkbox"/> MOON HIDDEN BY CLOUDS
	<input type="checkbox"/> PARTIAL (New or quarter)

D. IF SIGHTING WAS IN DAYLIGHT, WAS THE SUN VISIBLE? YES NO. IF "YES," WHERE WAS THE SUN AS YOU FACED THE PHENOMENON?

<input type="checkbox"/> IN FRONT OF YOU	<input type="checkbox"/> TO YOUR RIGHT	<input type="checkbox"/> OVERHEAD (Near noon)
<input type="checkbox"/> IN BACK OF YOU	<input type="checkbox"/> TO YOUR LEFT	<input type="checkbox"/> UNKNOWN

E. SPECIFY THE MAJOR SOURCE OF ILLUMINATION PRESENT DURING THE SIGHTING, SUCH AS THE SUN, HEADLIGHTS OR STREET LAMP, ETC. FOR TERRESTRIAL ILLUMINATION, SPECIFY DISTANCE TO LIGHT SOURCE.

The closest light was 1 mile from us.

12. GIVE A BRIEF DESCRIPTION OF THE PHENOMENON, INDICATING WHETHER IT APPEARED DARK OR LIGHT, WHETHER IT REFLECTED LIGHT OR WAS SELF-LUMINOUS AND WHAT COLORS YOU NOTICED. DESCRIBE YOUR IMPRESSION OF WHETHER IT WAS SOLID OR TRANSPARENT, WHETHER EDGES WERE SHARP OR FUZZY. DESCRIBE THE SHAPE OR INDICATE IF IT APPEARED AS A POINT OF LIGHT. INDICATE COMPARISONS WITH OTHER OBSERVED OBJECTS, LIKE STARS, A LIGHT OR OTHER OBJECT IN YOUR FIELD OF VIEW.

It was ~~hazy~~ hazy so we couldn't identify the edges. It was self-luminous and changed from white to red to yellow. It looked like one car headlight up close.

13.	DID THE PHENOMENON	YES	NO	UNKNOWN
	MOVE IN A STRAIGHT LINE?		✓	
	STAND STILL AT ANYTIME?	✓		
	SUDDENLY SPEED UP AND RUN AWAY?		✓	
	BREAK UP IN PARTS AND EXPLODE?		✓	
	CHANGE COLOR?	✓		
	GIVE OFF SMOKE?		✓	
	CHANGE BRIGHTNESS?			✓
	CHANGE SHAPE?		✓	
	FLASH OR FLICKER?	✓		
	DISAPPEAR AND REAPPEAR?	✓		
	SPIN LIKE A TOP?		✓	
	MAKE A NOISE?		✓	
	FLUTTER OR WOBBLE?		✓	

14. WHAT DREW YOUR ATTENTION TO THE PHENOMENON?

we were getting a drink of water when I saw a very bright light a lot brighter than any surrounding lights.


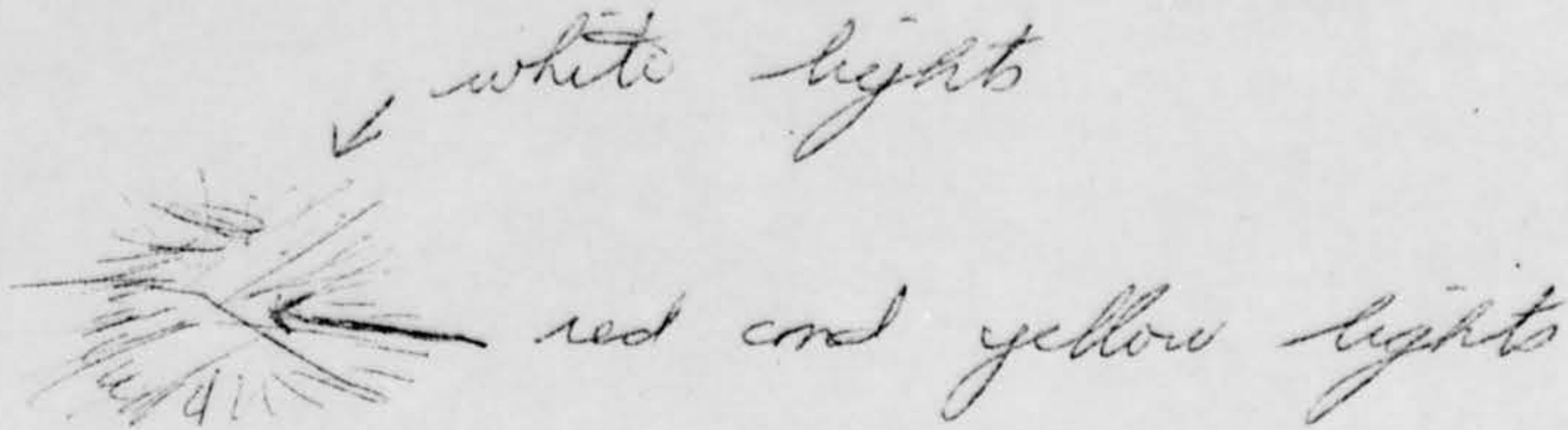
A. HOW DID IT FINALLY DISAPPEAR?


It either took off without it's lights or landed behind the hill in which we spotted it in front of

B. DID THE PHENOMENON MOVE BEHIND OR IN FRONT OF SOMETHING, LIKE A CLOUD, TREE, OR BUILDING AT ANY TIME?
 YES NO. IF "YES," DESCRIBE.

There were a couple of trees very close to us and ~~we~~ went behind them (but they were far off) so we moved over so we could keep an eye on them

15. DRAW A PICTURE THAT WILL SHOW THE SHAPE OF THE PHENOMENON. INCLUDE AND LABEL ANY DETAILS THAT MIGHT HAVE APPEARED AS WINGS OR PROTRUSIONS, AND INDICATE EXHAUST OR VAPOR TRAILS. INDICATE BY AN ARROW THE DIRECTION THE PHENOMENON WAS MOVING.




this one already
landed

16. WHAT WAS THE ANGULAR SIZE? HOLD A MATCH AT ARM'S LENGTH IN FRONT OF A KNOWN OBJECT, SUCH AS A STREET LAMP OR THE MOON. NOTE HOW MUCH OF THE OBJECT IS COVERED BY THE HEAD OF THE MATCH. NOW IF YOU HAD BEEN ABLE TO PERFORM THIS EXPERIMENT AT THE TIME OF THE SIGHTING, ESTIMATE WHAT FRACTION OF THE PHENOMENON WOULD HAVE BEEN COVERED BY THE MATCH HEAD.

