

PROJECT 10073 RECORD

1. DATE - TIME GROUP 5 June 19 05/1750 05/2250Z	2. LOCATION Illinois, Iowa, Missouri, Area
3. SOURCE Civilian	10. CONCLUSION Astro (METEOR)
4. NUMBER OF OBJECTS One	
5. LENGTH OF OBSERVATION 10 - 30 Seconds	11. BRIEF SUMMARY AND ANALYSIS Stimulus identified by the Smithsonian Astrophysical Observatory as a meteor.
6. TYPE OF OBSERVATION Ground-Visual	
7. COURSE /	
8. PHOTOS <input type="checkbox"/> Yes <input checked="" type="checkbox"/> No	
9. PHYSICAL EVIDENCE <input type="checkbox"/> Yes <input checked="" type="checkbox"/> No	

FORM

SEP 63 0-377 (TDE) For use only in offices of this form may be used.

13.	DID THE PHENOMENON	YES	NO	UNKNOWN
	MOVE IN A STRAIGHT LINE?	✓		
	STAND STILL AT ANYTIME?		✓	
	SUDDENLY SPEED UP AND RUN AWAY?		✓	
	BREAK UP IN PARTS AND EXPLODE?		✓	
	CHANGE COLOR?		✓	
	GIVE OFF SMOKE?	✓		
	CHANGE BRIGHTNESS?		✓	
	CHANGE SHAPE?		✓	
	FLASH OR FLICKER?	✓		
	DISAPPEAR AND REAPPEAR?		✓	
	SPIN LIKE A TOP?		✓	✓
	MAKE A NOISE?			✓
	FLUTTER OR WOBBLE?		✓	

14. WHAT DREW YOUR ATTENTION TO THE PHENOMENON?

WAS POINTED OUT TO ME by OTHER PILOT

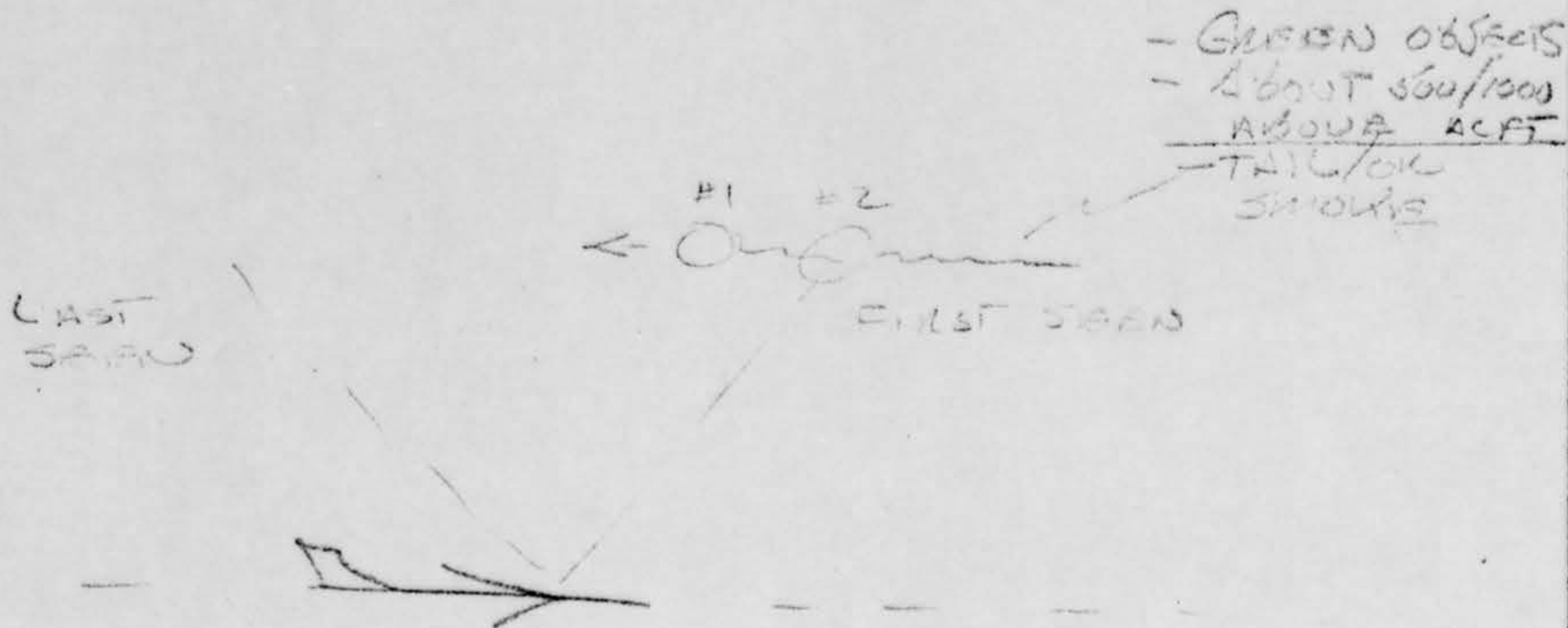
A. HOW DID IT FINALLY DISAPPEAR?

OUT OF SIGHT DUE TO ACFT. MOVEMENT

B. DID THE PHENOMENON MOVE BEHIND OR IN FRONT OF SOMETHING, LIKE A CLOUD, TREE, OR BUILDING AT ANY TIME?

YES NO. IF "YES," DESCRIBE.

15. DRAW A PICTURE THAT WILL SHOW THE SHAPE OF THE PHENOMENON. INCLUDE AND LABEL ANY DETAILS THAT MIGHT HAVE APPEARED AS WINGS OR PROTRUSIONS, AND INDICATE EXHAUST OR VAPOUR TRAILS. INDICATE BY AN ARROW THE DIRECTION THE PHENOMENON WAS MOVING.



- GREEN OBJECTS
- ABOUT 500/1000
ABOVE ACFT
- TAIL/ON
SMOKE

AGFT GENERAL READING, FIRST
AT 4500' INDICATED,
200-225 KTS IAS

16. WHAT WAS THE ANGULAR SIZE? HOLD A MATCH AT ARM'S LENGTH IN FRONT OF A KNOWN OBJECT, SUCH AS A STREET LAMP OR THE MOON. NOTE HOW MUCH OF THE OBJECT IS COVERED BY THE HEAD OF THE MATCH. NOW IF YOU HAD BEEN ABLE TO PERFORM THIS EXPERIMENT AT THE TIME OF THE SIGHTING, ESTIMATE WHAT FRACTION OF THE PHENOMENON WOULD HAVE BEEN COVERED BY THE MATCH HEAD.

17. DID YOU OBSERVE THE PHENOMENON THROUGH ANY OF THE FOLLOWING? INCLUDE INFORMATION ON MODEL, TYPE, FILTER, LENS PRESCRIPTION OR OTHER APPLICABLE DATA.

<input type="checkbox"/> EYEGLASSES	<input type="checkbox"/> CAMERA VIEWER
<input type="checkbox"/> SUNGLASSES	<input type="checkbox"/> BINOCULARS
<input checked="" type="checkbox"/> WINDSHIELD	<input type="checkbox"/> TELESCOPE
<input type="checkbox"/> SIDE WINDOW OF VEHICLE	<input type="checkbox"/> THEODOLITE
<input type="checkbox"/> WINDOWPANE	<input type="checkbox"/> OTHER
A. DO YOU ORDINARILY WEAR GLASSES? <input type="checkbox"/> YES <input checked="" type="checkbox"/> NO	B. DO YOU USE READING GLASSES? <input type="checkbox"/> YES <input checked="" type="checkbox"/> NO
18. WHAT WAS YOUR IMPRESSION OF THE SPEED OF THE PHENOMENON? GIVE ESTIMATE OF SPEED _____	19. WHAT WAS YOUR IMPRESSION OF THE DISTANCE OF THE PHENOMENON? GIVE ESTIMATE OF DISTANCE <u>3 MILES</u>

20. IN ORDER THAT WE MAY OBTAIN AS CLEAR A PICTURE AS POSSIBLE OF WHAT YOU SAW, DESCRIBE IN YOUR OWN WORDS A COMMON OBJECT OR OBJECTS WHICH, WHEN PLACED IN THE SKY, SIMILAR TO WHERE YOU NOTED THE PHENOMENON, WOULD BEAR SOME RESEMBLANCE TO WHAT YOU SAW. DESCRIBE SIMILARITIES AND DIFFERENCES BETWEEN THE COMMON OBJECT AND WHAT YOU SAW.

SIMILAR TO VERY RUSTOL FLARES - GREEN IN
COLOR, APPEARED TO HAVE HAD TAIL OF SMOKE
OR TO HAVE BEEN TIED TOGETHER BY
SOME SORT OF CONNECTION

21. DID YOU NOTICE ANY ODOR, NOISE, OR HEAT EMANATING FROM THE PHENOMENON OR ANY EFFECT ON YOURSELF, ANIMALS OR MACHINERY IN THE VICINITY? YES NO. IF "YES," DESCRIBE.

A. DID THE PHENOMENON DISTURB THE GROUND OR LEAVE ANY PHYSICAL EVIDENCE. YES NO. IF "YES," DESCRIBE.

UNKNOWN

22. HAVE YOU EVER SEEN THIS OR A SIMILAR PHENOMENON BEFORE? YES NO. IF "YES," GIVE DATE AND LOCATION.

23. WAS ANYONE WITH YOU AT THE TIME YOU SAW THE PHENOMENON? YES NO. IF "YES," DID THEY SEE IT TOO?
 YES NO.

A. LIST THEIR NAMES AND ADDRESSES
MAY [REDACTED]
[REDACTED] A
SCOTT AFB, ILL 62225

24. GIVE THE FOLLOWING INFORMATION ABOUT YOURSELF

LAST NAME, FIRST NAME, MIDDLE NAME
[REDACTED]

ADDRESS (Street, City, State and Zip Code)
[REDACTED] MASCOUTAN ILL 62258

TELEPHONE (Area code and number) _____ AGE _____ MALE FEMALE

INDICATE ADDITIONAL INFORMATION INCLUDING OCCUPATION AND ANY EXPERIENCE WHICH MAY BE PERTINENT.

RECENTLY RETURNED FROM S.I.E.S. WHERE AS AN AIR LIAISON OFFICER WITH AN ARMY UNIT, I WAS REASONABLY FAMILIAR WITH ORDINANCES USED FOR SIGNALLING, AND DON'T RECOGNIZE IT. THE ONLY THING RESEMBLING IT WOULD BE VERY PISTOL FLARES.

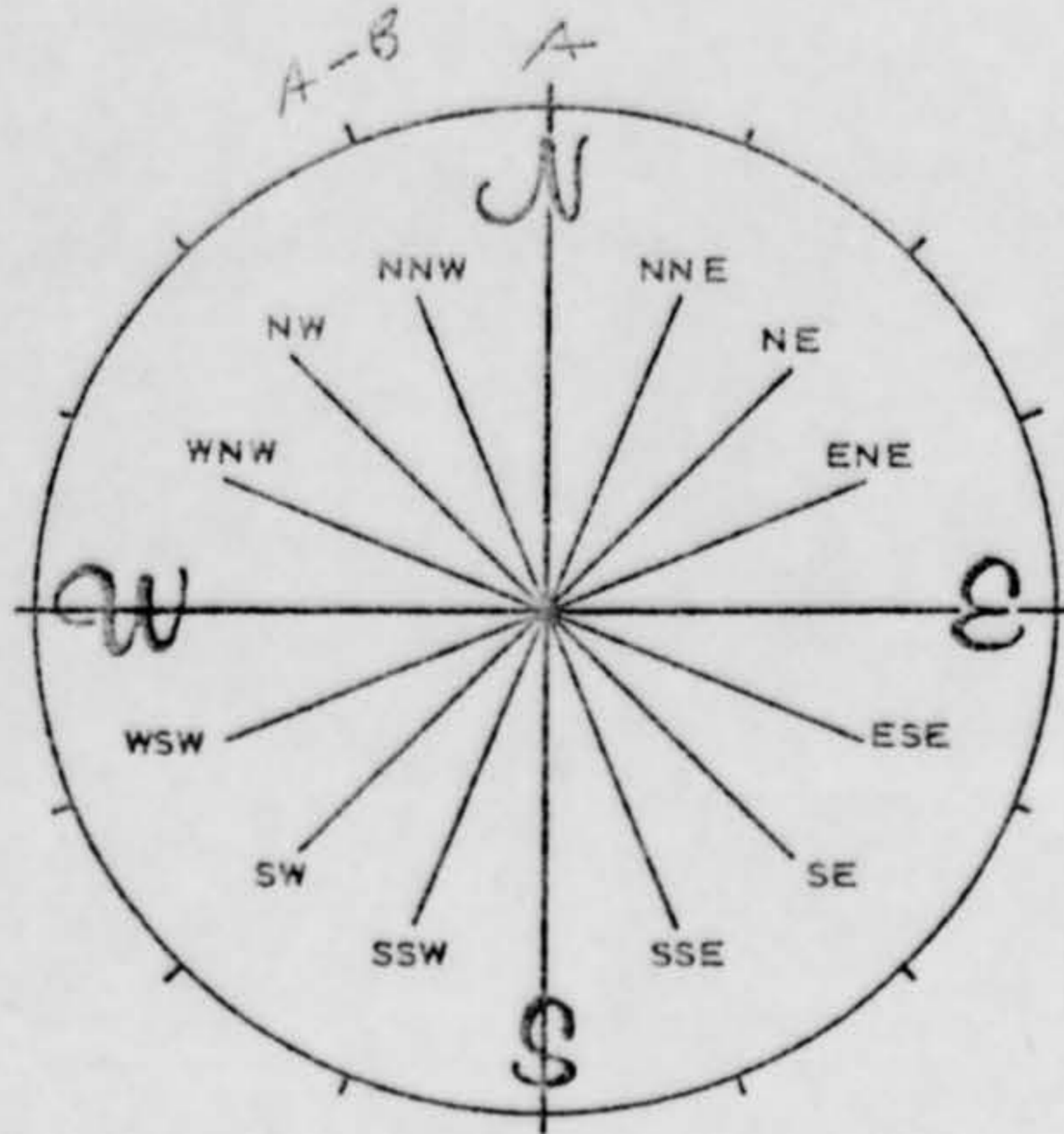
25. WHEN AND TO WHOM DID YOU REPORT THAT YOU HAD SIGHTED THIS PHENOMENON?

NAME SCOTT BASE OPS DAY _____ MONTH _____ YEAR _____

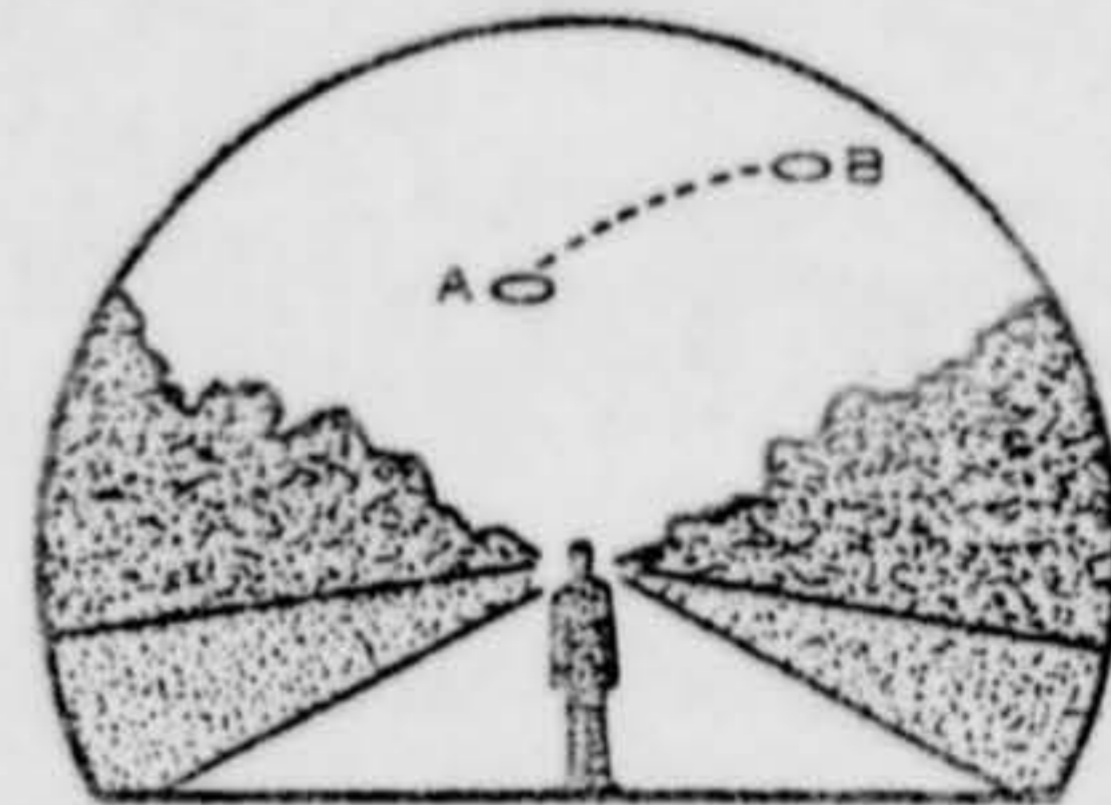
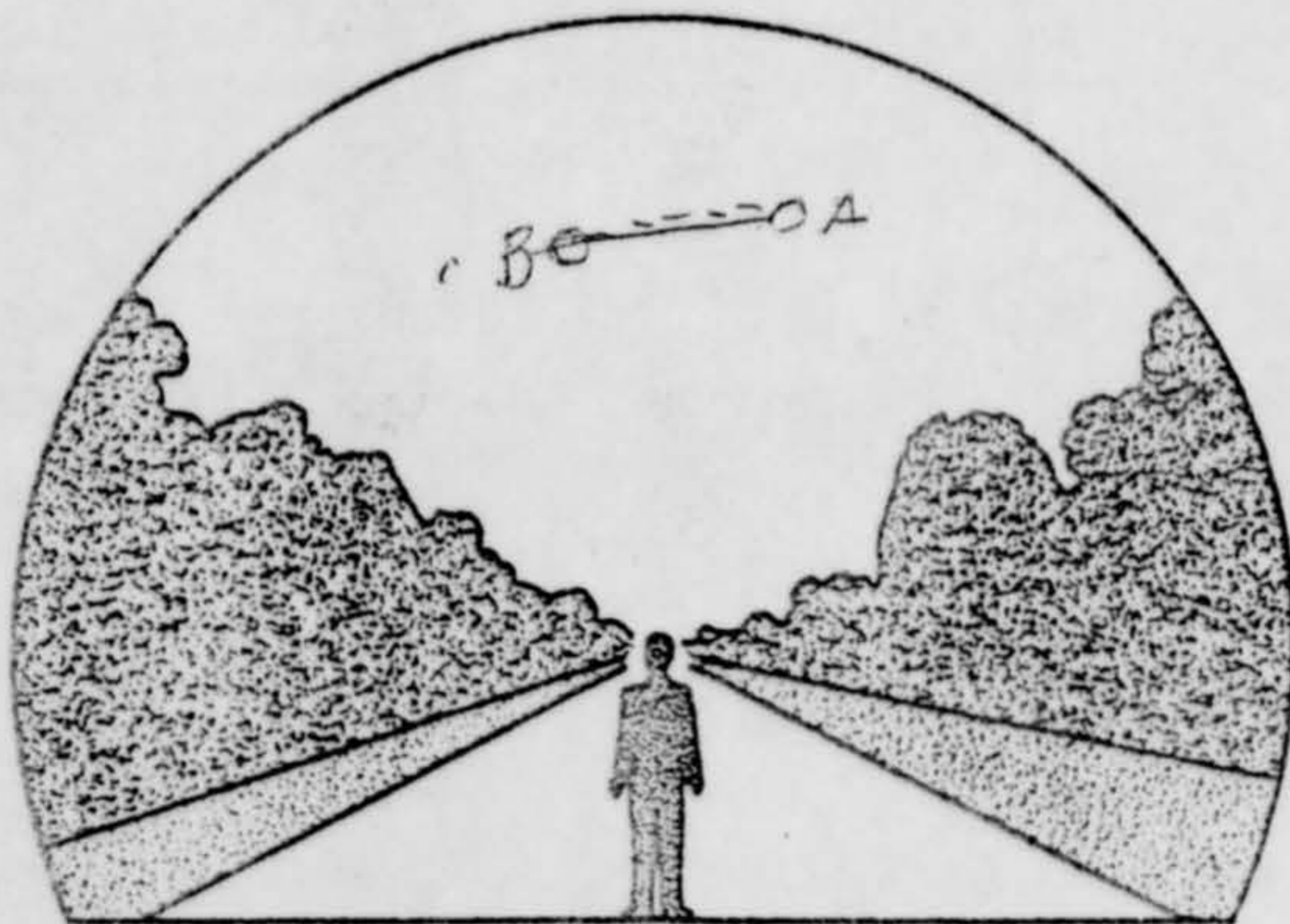
26. DATE YOU COMPLETED THIS QUESTIONNAIRE.

DAY _____ MONTH _____ YEAR _____

6A. NOW IMAGINE YOU ARE AT THE CENTER OF THE COMPASS ROSE. PLACE AN "A" ON THE COMPASS TO INDICATE THE DIRECTION TO THE PHENOMENON WHEN FIRST SEEN. PLACE A "B" ON THE COMPASS TO INDICATE THE DIRECTION TO THE PHENOMENON WHEN LAST SEEN.



7. IN THE SKETCH BELOW, PLACE AN "A" AT THE POSITION OF THE PHENOMENON WHEN FIRST SEEN, AND A "B" AT THE POSITION OF THE PHENOMENON WHEN LAST SEEN. CONNECT THE "A" AND "B" WITH A LINE TO APPROXIMATE THE MOVEMENT OF THE PHENOMENON BETWEEN "A" AND "B". THAT IS, SCHEMATICALLY SHOW WHETHER THE MOVEMENT APPEARED TO BE STRAIGHT, CURVED OR ZIG-ZAG. REFER TO SMALLER SKETCH AS AN EXAMPLE OF HOW TO COMPLETE THE LARGER SKETCH.



8. WHERE WERE YOU WHEN YOU SAW THE PHENOMENON? (Check appropriate blocks.)

<input checked="" type="checkbox"/> OUTDOORS	<input checked="" type="checkbox"/> IN BUSINESS SECTION OF CITY
<input type="checkbox"/> IN BUILDING	<input checked="" type="checkbox"/> IN RESIDENTIAL SECTION OF CITY
<input type="checkbox"/> IN CAR <input type="checkbox"/> AS DRIVER <input type="checkbox"/> AS PASSENGER	<input type="checkbox"/> IN OPEN COUNTRYSIDE
<input type="checkbox"/> IN BOAT	<input type="checkbox"/> NEAR AIRFIELD
<input type="checkbox"/> IN AIRPLANE <input type="checkbox"/> AS PILOT <input type="checkbox"/> AS PASSENGER	<input type="checkbox"/> FLYING OVER CITY
<input type="checkbox"/> OTHER	<input type="checkbox"/> FLYING OVER OPEN COUNTRY
	<input type="checkbox"/> OTHER

A. IF YOU WERE IN A VEHICLE, COMPLETE THE FOLLOWING:

WHAT DIRECTION WERE YOU MOVING?		HOW FAST WERE YOU MOVING?
<input type="checkbox"/> NORTH	<input type="checkbox"/> EAST	DID YOU STOP ANYTIME WHILE OBSERVING THE PHENOMENON? <input type="checkbox"/> YES <input type="checkbox"/> NO
<input type="checkbox"/> SOUTH	<input type="checkbox"/> WEST	
<input type="checkbox"/> NORTHEAST	<input type="checkbox"/> SOUTHEAST	
<input type="checkbox"/> NORTHWEST	<input type="checkbox"/> SOUTHWEST	

EXPLAIN WHETHER SUCH MOVEMENT AFFECTS YOUR SKETCHES IN ITEMS 5 AND 6.

DESCRIBE TYPE OF VEHICLE YOU WERE IN AND TYPE OF ROAD, TERRAIN OR BODY OF WATER YOU TRAVERSED DURING THE SIGHTING. STATE WHETHER WINDOWS OR CONVERTIBLE TOP WERE UP OR DOWN.

HOW MUCH OTHER TRAFFIC WAS THERE?

DID YOU NOTICE ANY AIRPLANES? YES NO. IF "YES," DESCRIBE WHEN THEY WERE IN SIGHT RELATIVE TO THE TIME OF SIGHTING THE PHENOMENON AND WHERE THEY WERE IN THE SKY RELATIVE TO THE POSITION OF THE PHENOMENON.

9. HOW LONG WAS THE PHENOMENON IN SIGHT?

LENGTH OF TIME	CERTAIN OF TIME	NOT VERY SURE
<i>60-80 seconds</i>	<input checked="" type="checkbox"/> FAIRLY CERTAIN	<input type="checkbox"/> JUST A GUESS

HOW WAS TIME DETERMINED?
estimated

WAS THE PHENOMENON IN SIGHT CONTINUOUSLY? YES NO. IF "NO," INDICATE WHETHER THIS IS DUE TO YOUR MOVEMENT OR THE BEHAVIOR OF THE PHENOMENON, AND DESCRIBE SUCH MOVEMENT OR BEHAVIOR. INDICATE DISAPPEARANCES ON PREVIOUS SKETCHES.

10. IF THERE WERE MORE THAN ONE PHENOMENON, HOW MANY WERE THERE? DRAW A PICTURE TO SHOW HOW THEY WERE ARRANGED. DID THIS ARRANGEMENT CHANGE DURING THE SIGHTING?



it seemed to be one, at first - (NOT CERTAIN) become 3 units, identical. distances become farther apart

11. CONDITIONS (Check appropriate blocks.)

A. SKY		B. WEATHER	
<input checked="" type="checkbox"/> DAY		CUMULUS CLOUDS (Low fluffy)	FOG OR MIST
<input type="checkbox"/> TWILIGHT		CIRRUS CLOUDS (High fleecy or Herringbone)	HEAVY RAIN
<input type="checkbox"/> NIGHT			LIGHT RAIN OR DRIZZLE
<input checked="" type="checkbox"/> CLEAR		NIMBUS CLOUDS (Rain)	HAIL
<input type="checkbox"/> PARTLY CLOUDY		CUMULONIMBUS CLOUDS (Thunderstorms)	SNOW OR SLEET
<input type="checkbox"/> COMPLETELY OVERCAST			UNKNOWN
		HAZE OR SMOG	<input checked="" type="checkbox"/> NONE OF THE ABOVE

C. IF THE SIGHTING WAS AT TWILIGHT OR NIGHT, WHAT DID YOU NOTICE ABOUT THE STARS AND MOON?

(1) STARS		(2) MOON	
<input type="checkbox"/> NONE		BRIGHT MOONLIGHT	NO MOONLIGHT
<input type="checkbox"/> A FEW		MOON WITH HALO	UNKNOWN
<input type="checkbox"/> MANY		MOON HIDDEN BY CLOUDS	
<input type="checkbox"/> UNKNOWN		PARTIAL (New or quarter)	

D. IF SIGHTING WAS IN DAYLIGHT, WAS THE SUN VISIBLE? YES NO. IF "YES," WHERE WAS THE SUN AS YOU FACED THE PHENOMENON?

<input type="checkbox"/> IN FRONT OF YOU	<input type="checkbox"/> TO YOUR RIGHT	<input type="checkbox"/> OVERHEAD (Near noon)
<input type="checkbox"/> IN BACK OF YOU	<input checked="" type="checkbox"/> TO YOUR LEFT	<input type="checkbox"/> UNKNOWN

E. SPECIFY THE MAJOR SOURCE OF ILLUMINATION PRESENT DURING THE SIGHTING, SUCH AS THE SUN, HEADLIGHTS OR STREET LAMP, ETC. FOR TERRESTRIAL ILLUMINATION, SPECIFY DISTANCE TO LIGHT SOURCE.

SUNLIGHT-

12. GIVE A BRIEF DESCRIPTION OF THE PHENOMENON, INDICATING WHETHER IT APPEARED DARK OR LIGHT, WHETHER IT REFLECTED LIGHT OR WAS SELF-LUMINOUS AND WHAT COLORS YOU NOTICED. DESCRIBE YOUR IMPRESSION OF WHETHER IT WAS SOLID OR TRANSPARENT, WHETHER EDGES WERE SHARP OR FUZZY. DESCRIBE THE SHAPE OR INDICATE IF IT APPEARED AS A POINT OF LIGHT. INDICATE COMPARISONS WITH OTHER OBSERVED OBJECTS, LIKE STARS, A LIGHT OR OTHER OBJECT IN YOUR FIELD OF VIEW.

Cone shaped. (see sketch!) against the blue sky it was greenish, similar to a Propane torch flame, (not yellow) No comparison to any stars or meteors, or falling stars, shape did not change. Edges were not fuzzy. Perhaps nose & rear.



13.	DID THE PHENOMENON	YES	NO	UNKNOWN
	MOVE IN A STRAIGHT LINE?	X		
	STAND STILL AT ANY TIME?		X	
	SUDDENLY SPEED UP AND RUN AWAY?	X		
	BREAK UP IN PARTS AND EXPLODE?		X	
	CHANGE COLOR?			
	GIVE OFF SMOKE?		✓	✓
	CHANGE BRIGHTNESS?		X	
	CHANGE SHAPE?		✓	
	FLASH OR FLICKER?		X	
	DISAPPEAR AND REAPPEAR?		X	
	SPIN LIKE A TOP?		✓	
	MAKE A NOISE?		X	
	FLUTTER OR WOBBLE?		✓	

14. WHAT DREW YOUR ATTENTION TO THE PHENOMENON?

I was talking to occupant, 1st house west of my house, suddenly she pointed to the north and said look, I saw the objects immediately

A. HOW DID IT FINALLY DISAPPEAR?

View was broken by trees & House,

B. DID THE PHENOMENON MOVE BEHIND OR IN FRONT OF SOMETHING, LIKE A CLOUD, TREE, OR BUILDING AT ANY TIME?
 YES NO. IF "YES," DESCRIBE.

15. DRAW A PICTURE THAT WILL SHOW THE SHAPE OF THE PHENOMENON. INCLUDE AND LABEL ANY DETAILS THAT MIGHT HAVE APPEARED AS WINGS OR PROTRUSIONS, AND INDICATE EXHAUST OR VAPOR TRAILS. INDICATE BY AN ARROW THE DIRECTION THE PHENOMENON WAS MOVING.



16. WHAT WAS THE ANGULAR SIZE? HOLD A MATCH AT ARM'S LENGTH IN FRONT OF A KNOWN OBJECT, SUCH AS A STREET LAMP OR THE MOON. NOTE HOW MUCH OF THE OBJECT IS COVERED BY THE HEAD OF THE MATCH. NOW IF YOU HAD BEEN ABLE TO PERFORM THIS EXPERIMENT AT THE TIME OF THE SIGHTING, ESTIMATE WHAT FRACTION OF THE PHENOMENON WOULD HAVE BEEN COVERED BY THE MATCH HEAD.

17. DID YOU OBSERVE THE PHENOMENON THROUGH ANY OF THE FOLLOWING? INCLUDE INFORMATION ON MODEL, TYPE, FILTER, LENS PRESCRIPTION OR OTHER APPLICABLE DATA.

EYEGLASSES	CAMERA VIEWER
SUNGLASSES	BINOCULARS
WINDSHIELD	TELESCOPE
SIDE WINDOW OF VEHICLE	THEODOLITE
WINDOWPANE	OTHER

A. DO YOU ORDINARILY WEAR GLASSES? YES NO

B. DO YOU USE READING GLASSES? YES NO

18. WHAT WAS YOUR IMPRESSION OF THE SPEED OF THE PHENOMENON? GIVE ESTIMATE OF SPEED *3000 MPH*

19. WHAT WAS YOUR IMPRESSION OF THE DISTANCE OF THE PHENOMENON? GIVE ESTIMATE OF DISTANCE *8-12 MI*

20. IN ORDER THAT WE MAY OBTAIN AS CLEAR A PICTURE AS POSSIBLE OF WHAT YOU SAW, DESCRIBE IN YOUR OWN WORDS A COMMON OBJECT OR OBJECTS WHICH, WHEN PLACED IN THE SKY, SIMILAR TO WHERE YOU NOTED THE PHENOMENON, WOULD BEAR SOME RESEMBLANCE TO WHAT YOU SAW. DESCRIBE SIMILARITIES AND DIFFERENCES BETWEEN THE COMMON OBJECT AND WHAT YOU SAW.

*a badmitten, ball, or what ever the correct name is,
more elongated, solid body, small-nose, flared rear.*

21. DID YOU NOTICE ANY ODOR, NOISE, OR HEAT EMANATING FROM THE PHENOMENON OR ANY EFFECT ON YOURSELF, ANIMALS OR MACHINERY IN THE VICINITY? YES NO. IF "YES," DESCRIBE.

A. DID THE PHENOMENON DISTURB THE GROUND OR LEAVE ANY PHYSICAL EVIDENCE. YES NO. IF "YES," DESCRIBE.

23 JUN 1969

TDPT (UFO)

UFO Observation, 5 Jun 1969



Mascoutah, Illinois 62258

The stimulus of your UFO sighting of 5 Jun 1969 has been identified by the Smithsonian Astrophysical Observatory as a meteor. The meteor traveled on a heading of 290 degrees and was seen by thousands of persons in the Illinois, Missouri and Iowa areas. Because of the absence of sightings and sound near its computed impact point, it is believed that it burned up completely in the atmosphere.

Official Use by
DIRECTOR QUINTANILLA, Jr, Lt Colonel, USAF
Chief, Aerial Phenomena Office
Aerospace Technologies Division
Production Directorate

TDPT (UFO)


23 JUN 1969

UFO Observation, 5 Jun 1969

Mr. [REDACTED]
[REDACTED]

St. Louis, Missouri 63139

The stimulus of your UFO sighting of 5 Jun 1969 has been identified by the Smithsonian Astrophysical Observatory as a meteor. The meteor traveled on a heading of 290 degrees and was seen by thousands of persons in the Illinois, Missouri and Iowa areas. Because of the absence of sightings and sound near its computed impact point, it is believed that it burned up completely in the atmosphere.


HECTOR QUINTANILIA, Jr, Lt Colonel, USAF
Chief, Aerial Phenomena Office
Aerospace Technologies Division
Production Directorate

DEPARTMENT OF THE AIR FORCE
HEADQUARTERS 1400 AIR BASE WING (MAC)
SCOTT AIR FORCE BASE, ILLINOIS 62225



REPLY TO
ATTN OF: 1400(OB)

17 June 1969

SUBJECT: UFO Report

TO: FTD(TDPT(UFO))
Wright Patterson AFB, Ohio

1. Attached AF Form 117 on UFO sighting on 4 June 1969 by XXXXXXXXXXXXXXXXXXXX is forwarded for appropriate action.
2. Weather information for Scott AFB during the applicable time period was as follows:

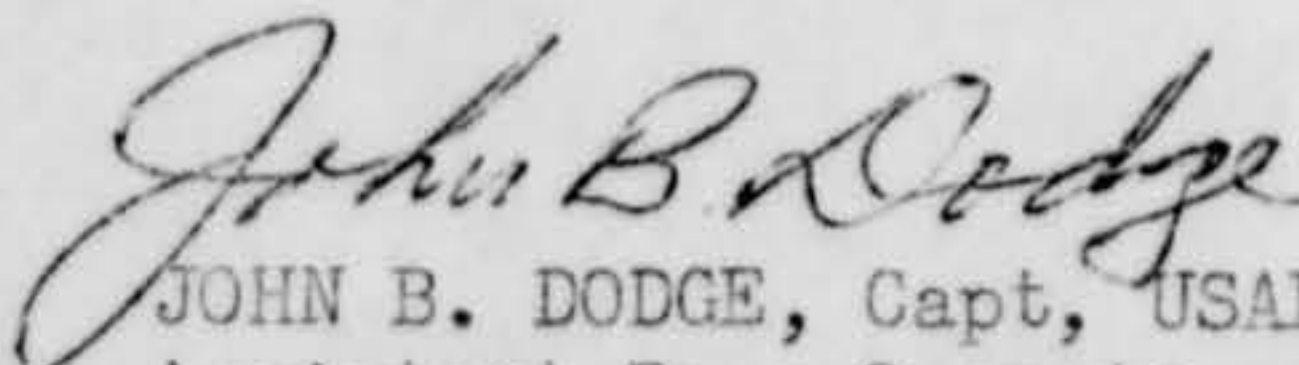
a. Winds

<u>Altitude</u>	<u>Degrees</u>	<u>Knots</u>
Surface	25	8
6,000	28	20
10,000	1	10
16,000	32	30
20,000	33	30
30,000	34	50
50,000	34	35

b. Ceiling: 10,000 broken

c. Visibility: 7 miles

d. Amount of cloud cover: overcast


JOHN B. DODGE, Capt, USAF
Assistant Base Operations Officer

SIGHTING OF UNIDENTIFIED PHENOMENA QUESTIONNAIRE

BUDGET BUREAU APPROVAL
NUMBER 21-R258

THIS QUESTIONNAIRE HAS BEEN PREPARED SO THAT YOU CAN GIVE THE U.S. AIR FORCE AS MUCH INFORMATION AS POSSIBLE CONCERNING THE UNIDENTIFIED PHENOMENON THAT YOU HAVE OBSERVED. PLEASE TRY TO ANSWER ALL OF THE QUESTIONS. THE INFORMATION YOU GIVE WILL BE USED FOR RESEARCH PURPOSES. YOUR NAME WILL NOT BE USED IN CONNECTION WITH ANY OF YOUR STATEMENTS OR CONCLUSIONS WITHOUT YOUR PERMISSION. RETURN TO AIR FORCE BASE INVESTIGATOR FOR FORWARDING TO FTD (TDETR), WRIGHT-PATTERSON AFB, OHIO 45433, 1AN AFR 80-17. (IF ADDITIONAL SHEETS ARE NEEDED FOR NARRATIVE OR SKETCHES ATTACH SECURELY TO THIS FORM OR ANNOTATE WITH YOUR NAME FOR IDENTIFICATION.)

1. WHEN DID YOU SEE THE PHENOMENON?

DAY 4 WED MONTH 6 YEAR 69

*Observer apparently
correct about date
should be 5 Jun.*

2. WHAT TIME DID YOU FIRST SIGHT THE PHENOMENON?

HOUR 5 MINUTES 45-50 A.M. P.M.

3. WHAT TIME DID YOU LAST SIGHT THE PHENOMENON?

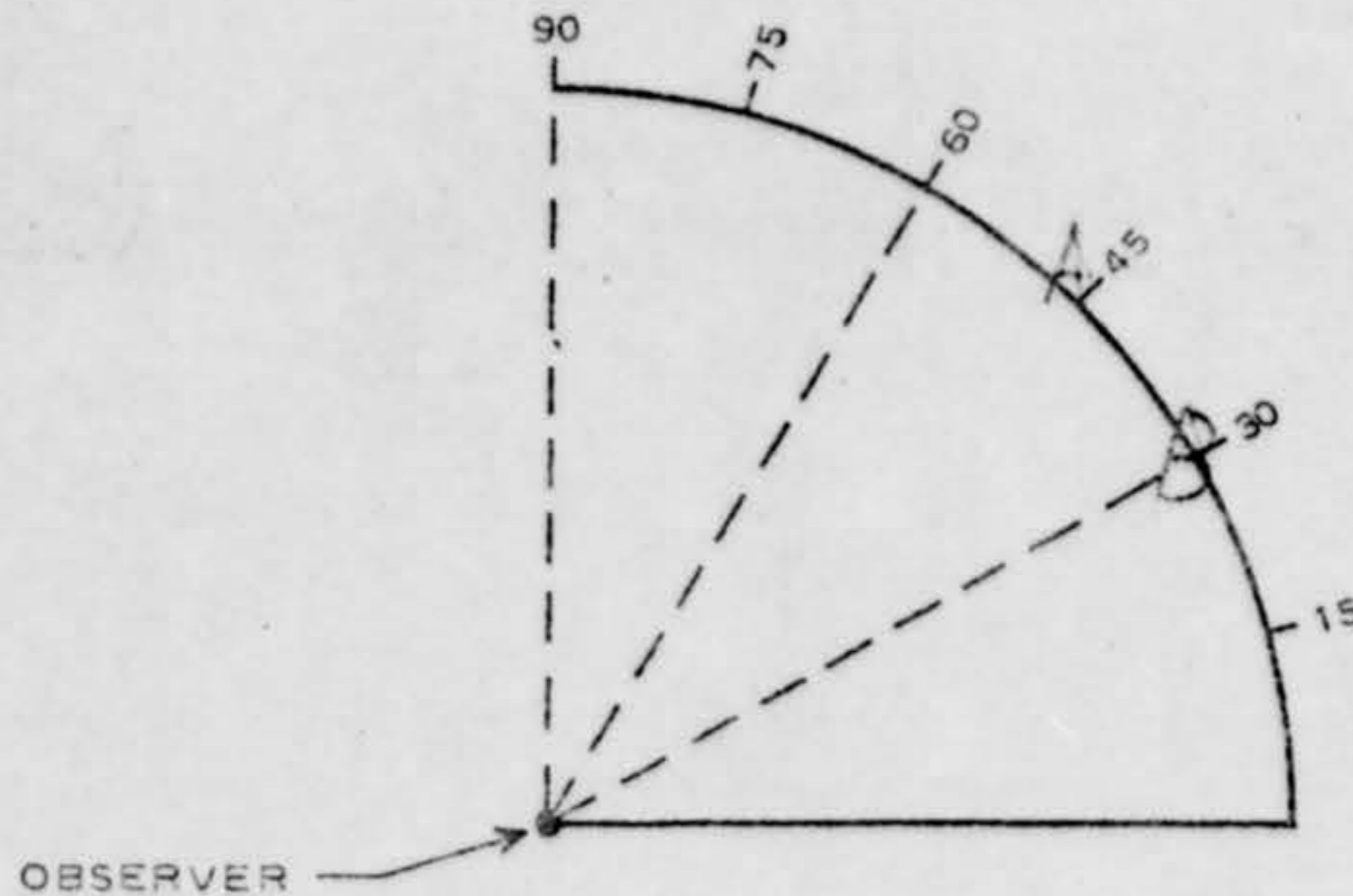
HOUR 5 MINUTES 45-50 A.M. P.M.

4. TIME / ZONE

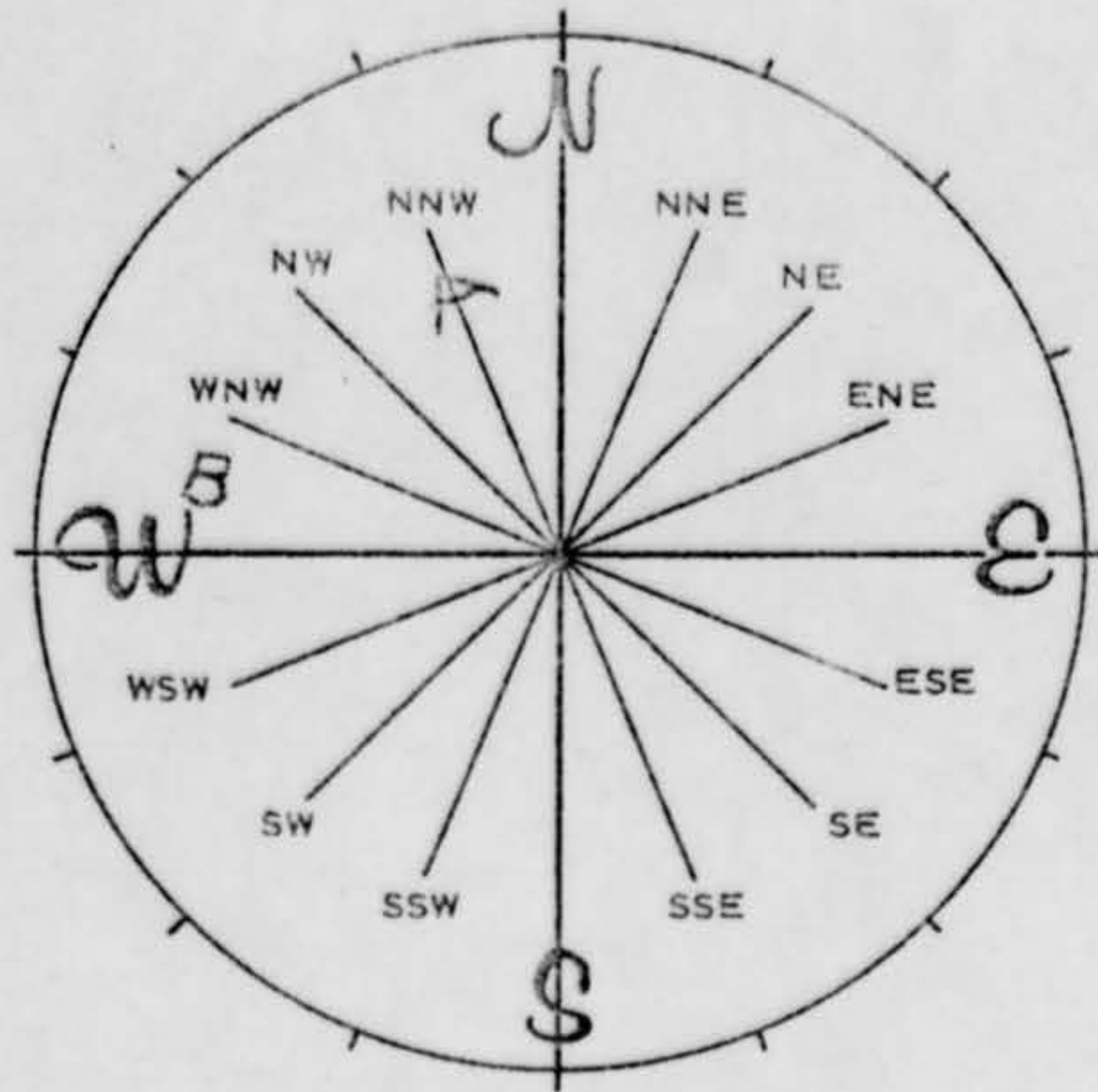
DAYLIGHT SAVINGS STANDARD
 EASTERN CENTRAL MOUNTAIN PACIFIC OTHER

5. WHERE WERE YOU WHEN YOU SAW THE PHENOMENON? IF IN CITY, GIVE THE NEAREST STREET ADDRESS AND INDICATE ON A HAND DRAWN MAP WHERE YOU WERE STANDING WITH REFERENCE TO THE ADDRESS. IF IN THE COUNTRY, IDENTIFY THE HIGHWAY YOU WERE ON OR NEAR AND TRY TO FIX A DISTANCE AND DIRECTION FROM SOME RECOGNIZABLE LANDMARK.

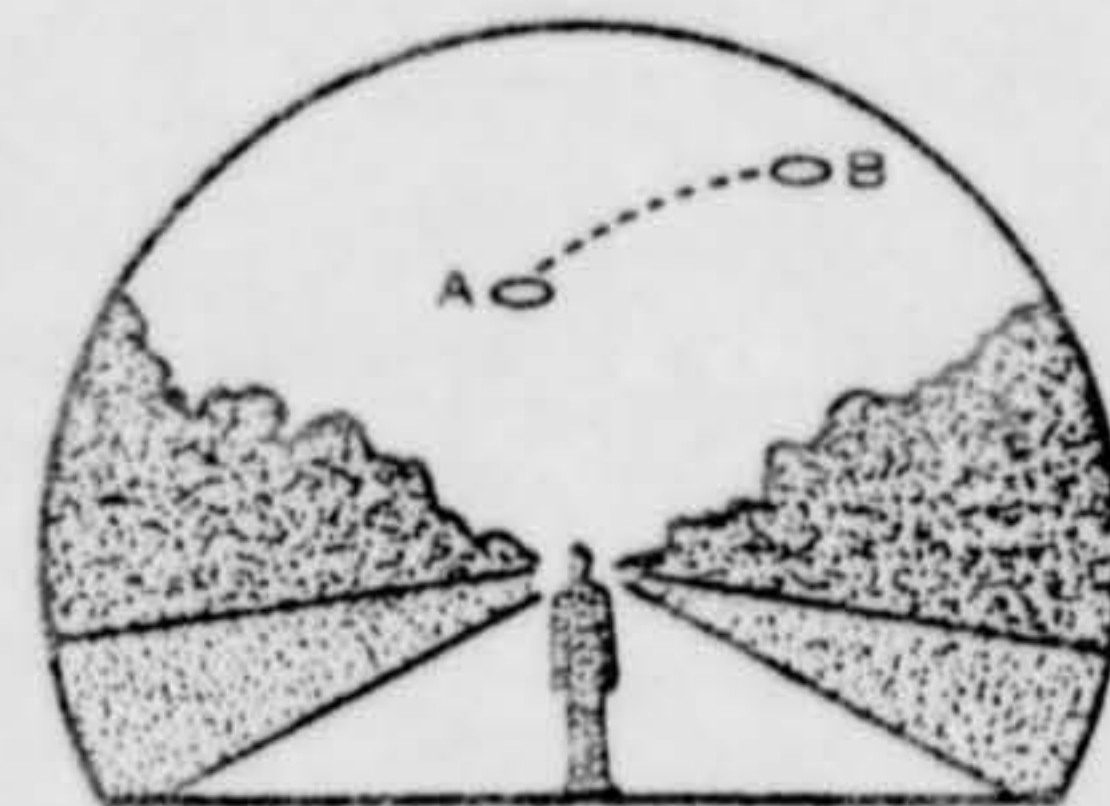
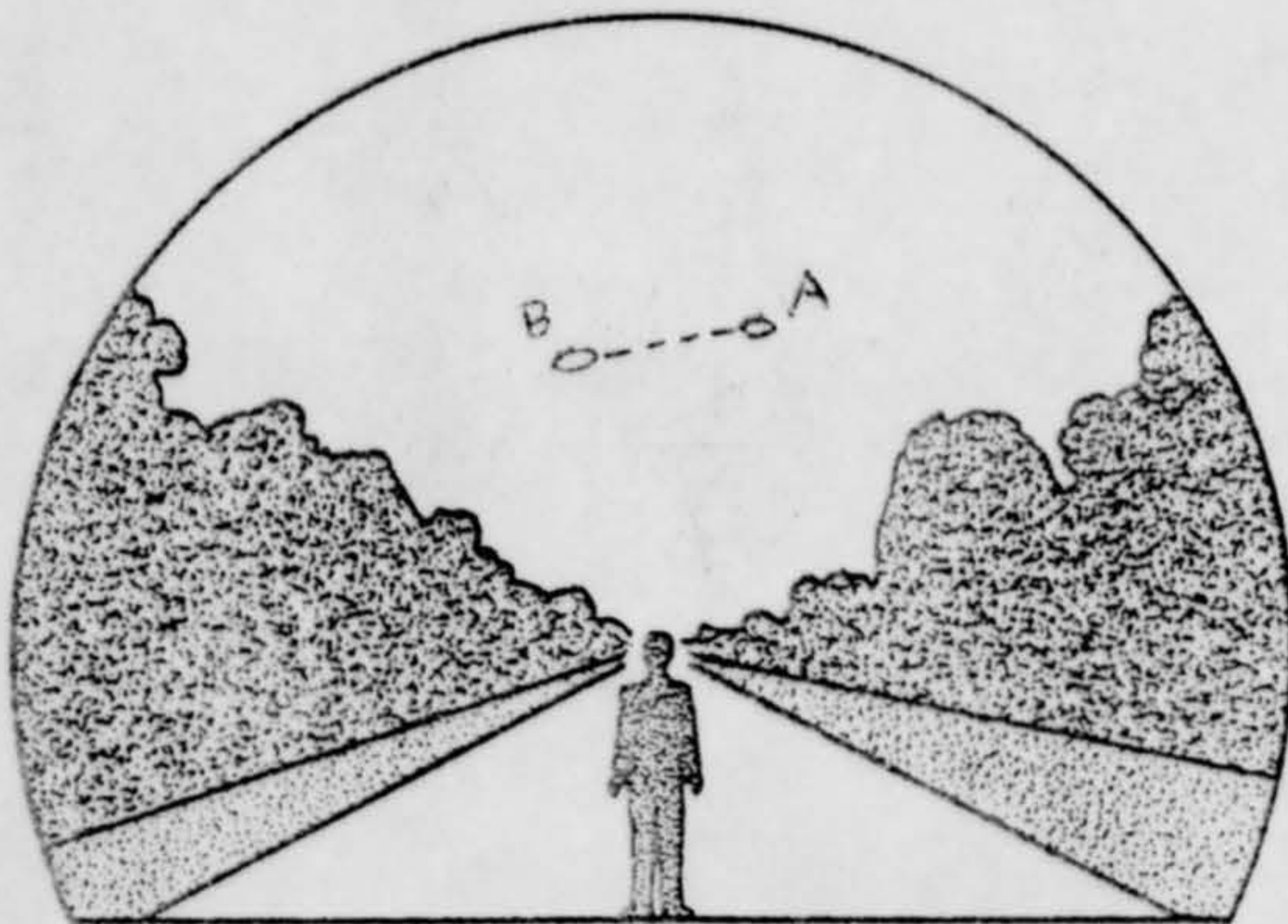
6. IMAGINE YOU ARE AT THE POINT SHOWN IN THE SKETCH, PLACE AN "A" ON THE CURVED LINE TO SHOW HOW HIGH THE PHENOMENON WAS ABOVE THE HORIZON, OR SKYLINE, WHEN FIRST SEEN. PLACE A "B" ON THE SAME CURVED LINE TO SHOW HOW HIGH ABOVE THE HORIZON THE PHENOMENON WAS WHEN LAST SEEN.



6A. NOW IMAGINE YOU ARE AT THE CENTER OF THE COMPASS ROSE. PLACE AN "A" ON THE COMPASS TO INDICATE THE DIRECTION TO THE PHENOMENON WHEN FIRST SEEN. PLACE A "B" ON THE COMPASS TO INDICATE THE DIRECTION TO THE PHENOMENON WHEN LAST SEEN.



7. IN THE SKETCH BELOW, PLACE AN "A" AT THE POSITION OF THE PHENOMENON WHEN FIRST SEEN, AND A "B" AT THE POSITION OF THE PHENOMENON WHEN LAST SEEN. CONNECT THE "A" AND "B" WITH A LINE TO APPROXIMATE THE MOVEMENT OF THE PHENOMENON BETWEEN "A" AND "B". THAT IS, SCHEMATICALLY SHOW WHETHER THE MOVEMENT APPEARED TO BE STRAIGHT, CURVED OR ZIG-ZAG. REFER TO SMALLER SKETCH AS AN EXAMPLE OF HOW TO COMPLETE THE LARGER SKETCH.



8. WHERE WERE YOU WHEN YOU SAW THE PHENOMENON? (Check appropriate blocks.)

OUTDOORS <input checked="" type="checkbox"/>		IN BUSINESS SECTION OF CITY
IN BUILDING		IN RESIDENTIAL SECTION OF CITY
IN CAR <input type="checkbox"/> AS DRIVER <input type="checkbox"/> AS PASSENGER		IN OPEN COUNTRYSIDE
IN BOAT		<input checked="" type="checkbox"/> NEAR AIRFIELD
IN AIRPLANE <input type="checkbox"/> AS PILOT <input type="checkbox"/> AS PASSENGER		FLYING OVER CITY
<input checked="" type="checkbox"/> OTHER CARPORT		FLYING OVER OPEN COUNTRY
		OTHER

A. IF YOU WERE IN A VEHICLE, COMPLETE THE FOLLOWING: A

WHAT DIRECTION WERE YOU MOVING?		HOW FAST WERE YOU MOVING?
NORTH	EAST	DID YOU STOP ANYTIME WHILE OBSERVING THE PHENOMENON? <input type="checkbox"/> YES <input type="checkbox"/> NO
SOUTH	WEST	
NORTHEAST	SOUTHEAST	
NORTHWEST	SOUTHWEST	

EXPLAIN WHETHER SUCH MOVEMENT AFFECTS YOUR SKETCHES IN ITEMS 5 AND 6.

DESCRIBE TYPE OF VEHICLE YOU WERE IN AND TYPE OF ROAD, TERRAIN OR BODY OF WATER YOU TRAVERSED DURING THE SIGHTING. STATE WHETHER WINDOWS OR CONVERTIBLE TOP WERE UP OR DOWN.

HOW MUCH OTHER TRAFFIC WAS THERE?

DID YOU NOTICE ANY AIRPLANES? YES NO. IF "YES," DESCRIBE WHEN THEY WERE IN SIGHT RELATIVE TO THE TIME OF SIGHTING THE PHENOMENON AND WHERE THEY WERE IN THE SKY RELATIVE TO THE POSITION OF THE PHENOMENON.

9. HOW LONG WAS THE PHENOMENON IN SIGHT?

LENGTH OF TIME	CERTAIN OF TIME	NOT VERY SURE
5-10 SEC.	<input checked="" type="checkbox"/> FAIRLY CERTAIN	JUST A GUESS

HOW WAS TIME DETERMINED? ESTIMATED

WAS THE PHENOMENON IN SIGHT CONTINUOUSLY? YES NO. IF "NO," INDICATE WHETHER THIS IS DUE TO YOUR MOVEMENT OR THE BEHAVIOR OF THE PHENOMENON, AND DESCRIBE SUCH MOVEMENT OR BEHAVIOR. INDICATE DISAPPEARANCES ON PREVIOUS SKETCHES.

10. IF THERE WERE MORE THAN ONE PHENOMENON, HOW MANY WERE THERE? DRAW A PICTURE TO SHOW HOW THEY WERE ARRANGED. DID THIS ARRANGEMENT CHANGE DURING THE SIGHTING?

4 in sight.

— — — — —

no.

DRWG.

Last 3 in sight
for only a second
or two.

11. CONDITIONS (Check appropriate blocks.)

A. SKY		B. WEATHER	
<input checked="" type="checkbox"/> DAY		CUMULUS CLOUDS (Low fluffy)	FOG OR MIST
TWILIGHT		CIRRUS CLOUDS (High fleecy or Herring-bone)	HEAVY RAIN
NIGHT			LIGHT RAIN OR DRIZZLE
<input checked="" type="checkbox"/> CLEAR		NIMBUS CLOUDS (Rain)	HAIL
PARTLY CLOUDY		CUMULONIMBUS CLOUDS (Thunderstorms)	SNOW OR SLEET
COMPLETELY OVERCAST			UNKNOWN
		HAZE OR SMOG	<input checked="" type="checkbox"/> NONE OF THE ABOVE

C. IF THE SIGHTING WAS AT TWILIGHT OR NIGHT, WHAT DID YOU NOTICE ABOUT THE STARS AND MOON?

(1) STARS		(2) MOON	
NONE		BRIGHT MOONLIGHT	NO MOONLIGHT
A FEW		MOON WITH HALO	UNKNOWN
MANY		MOON HIDDEN BY CLOUDS	
UNKNOWN		PARTIAL (New or quarter)	

D. IF SIGHTING WAS IN DAYLIGHT, WAS THE SUN VISIBLE? YES NO. IF "YES," WHERE WAS THE SUN AS YOU FACED THE PHENOMENON?

IN FRONT OF YOU		TO YOUR RIGHT	OVERHEAD (Near noon)
IN BACK OF YOU	<input checked="" type="checkbox"/>	TO YOUR LEFT	UNKNOWN

E. SPECIFY THE MAJOR SOURCE OF ILLUMINATION PRESENT DURING THE SIGHTING, SUCH AS THE SUN, HEADLIGHTS OR STREET LAMP, ETC. FOR TERRESTRIAL ILLUMINATION, SPECIFY DISTANCE TO LIGHT SOURCE.

Sun

12. GIVE A BRIEF DESCRIPTION OF THE PHENOMENON, INDICATING WHETHER IT APPEARED DARK OR LIGHT, WHETHER IT REFLECTED LIGHT OR WAS SELF-LUMINOUS AND WHAT COLORS YOU NOTICED. DESCRIBE YOUR IMPRESSION OF WHETHER IT WAS SOLID OR TRANSPARENT, WHETHER EDGES WERE SHARP OR FUZZY. DESCRIBE THE SHAPE OR INDICATE IF IT APPEARED AS A POINT OF LIGHT. INDICATE COMPARISONS WITH OTHER OBSERVED OBJECTS, LIKE STARS, A LIGHT OR OTHER OBJECT IN YOUR FIELD OF VIEW.

It was ~~bullet~~^{bulet} in shape. Had a BLUE-SILVER COLOR.
It was solid.

15. DRAW A PICTURE THAT WILL SHOW THE SHAPE OF THE PHENOMENON. INCLUDE AND LABEL ANY DETAILS THAT MIGHT HAVE APPEARED AS WINGS OR PROTRUSIONS, AND INDICATE EXHAUST OR VAPOR TRAILS. INDICATE BY AN ARROW THE DIRECTION THE PHENOMENON WAS MOVING.



16. WHAT WAS THE ANGULAR SIZE? HOLD A MATCH AT ARM'S LENGTH IN FRONT OF A KNOWN OBJECT, SUCH AS A STREET LAMP OR THE MOON. NOTE HOW MUCH OF THE OBJECT IS COVERED BY THE HEAD OF THE MATCH. NOW IF YOU HAD BEEN ABLE TO PERFORM THIS EXPERIMENT AT THE TIME OF THE SIGHTING, ESTIMATE WHAT FRACTION OF THE PHENOMENON WOULD HAVE BEEN COVERED BY THE MATCH HEAD.

HALF ($\frac{1}{2}$) OF THE OBJECT WAS COVERED.

SIGHTING (1) 05/1700L JUN 69 (2) DAYLIGHT (E) LOCATION OF
OBSERVER, 30 MILES NW OF CHICAGO LOOP (F) OBSERVER (1) CIVILIAN
(2) [REDACTED] (3) 109 [REDACTED] (4) [REDACTED]
(4) [REDACTED]. THE FOLLOWING IS A REPORT
WHICH OCCURED AT 05/1700L JUN 69. (A) DISCRPTION (1) LONG TEAR-
DROP SHAPE (2) SILVERLY-AQUA COLOR (3) ONE IN NUMBER (4) TAIL
WAS 5 TO 10 TIMES HEAD DIAMETER (5) .NOSOUND (6) UNUSAL FEATURES:
PIECE FALLING UPWARDS FROM OBJECT (8) OBJECT NOTICED ACCIDENTLY.
(1) INITIAL ELEVATION APPROXIMATELY 30 DEGREAS ABOVE MORISON (2)
OBJECT TRAVELED STRAIGHT AND LEVEL FOR APPROXIMATELY 40 DEGREAS
(3) OBJECT FADED OUT BEFORE IT REACHED MORISON (4) OBJECT WAS VISIBLE
FOR 5 TO 8 SECCONDS. (C) METHOD OF OBSERVATION (1) VISUAL (2) NO
OPTICAL AIDS WER USED. (D) TIME AND DATE OF SIGHTING (1) 05/1700L
JUN 69 (2) DAYLIGHT (E) LOCATION OF OBSERVER: 30 MILES NW OF CHICAGO
LOOP (F) OBSERVER (1) CIVILIAN (2) MR. [REDACTED] (3) AGE 50 YEARS
(4) 7 S. 551 -4294 S48;3, NAPERVILLE, ILL (5) MECHANICAL ENGINEER:
HAS BACK GROUND IN SPACE RESEARCH. (6) PREPAIRING OFFICER, IS
[REDACTED] I. USAF, GEN MAINTENANCE OFFICER,
755 TH RADAR SQUADRON, ARLINGTON HEIGHTS AT ILL. OFFICE PHONE,
GP AJTOVON. 021-[REDACTED]

PAGE 3 RUWJTR0044 UNCLAS

OBJECT WAS PROBABLY A PIECE OF SPACE DEBRIS DISINTEGRATING
UPON RE-ENTRY.

BT

0044

13.	DID THE PHENOMENON	YES	NO	UNKNOWN
	MOVE IN A STRAIGHT LINE?	X		
	STAND STILL AT ANYTIME?		X	
	SUDDENLY SPEED UP AND RUN AWAY?	X		
	BREAK UP IN PARTS AND EXPLODE?	X		
	CHANGE COLOR?		X	
	GIVE OFF SMOKE?		X	
	CHANGE BRIGHTNESS?		X	
	CHANGE SHAPE?		X	
	FLASH OR FLICKER?		X	
	DISAPPEAR AND REAPPEAR?		X	
	SPIN LIKE A TOP?		X	
	MAKE A NOISE?		X	X
	FLUTTER OR WOBBLE?		X	

14. WHAT DREW YOUR ATTENTION TO THE PHENOMENON?

my next door neighbor.

A. HOW DID IT FINALLY DISAPPEAR?

Disappeared into the west. Over the horizon.

B. DID THE PHENOMENON MOVE BEHIND OR IN FRONT OF SOMETHING, LIKE A CLOUD, TREE, OR BUILDING AT ANY TIME?

YES NO. IF "YES," DESCRIBE.

17. DID YOU OBSERVE THE PHENOMENON THROUGH ANY OF THE FOLLOWING? INCLUDE INFORMATION ON MODEL, TYPE, FILTER, LENS PRESCRIPTION OR OTHER APPLICABLE DATA.

EYEGASSES

CAMERA VIEWER

SUNGLASSES

BINOCULARS

WINDSHIELD

TELESCOPE

SIDE WINDOW OF VEHICLE

THEODOLITE

WINDOWPANE

OTHER

A. DO YOU ORDINARILY WEAR GLASSES? YES NO

B. DO YOU USE READING GLASSES? YES NO

18. WHAT WAS YOUR IMPRESSION OF THE SPEED OF THE PHENOMENON? GIVE ESTIMATE OF SPEED unknown

19. WHAT WAS YOUR IMPRESSION OF THE DISTANCE OF THE PHENOMENON? GIVE ESTIMATE OF DISTANCE unknown

20. IN ORDER THAT WE MAY OBTAIN AS CLEAR A PICTURE AS POSSIBLE OF WHAT YOU SAW, DESCRIBE IN YOUR OWN WORDS A COMMON OBJECT OR OBJECTS WHICH, WHEN PLACED IN THE SKY, SIMILAR TO WHERE YOU NOTED THE PHENOMENON, WOULD BEAR SOME RESEMBLANCE TO WHAT YOU SAW. DESCRIBE SIMILARITIES AND DIFFERENCES BETWEEN THE COMMON OBJECT AND WHAT YOU SAW.

It was shaped as a bullet. Had a tail an inch long from where I was.

21. DID YOU NOTICE ANY ODOR, NOISE, OR HEAT EMANATING FROM THE PHENOMENON OR ANY EFFECT ON YOURSELF, ANIMALS OR MACHINERY IN THE VICINITY? YES NO. IF "YES," DESCRIBE.

A. DID THE PHENOMENON DISTURB THE GROUND OR LEAVE ANY PHYSICAL EVIDENCE. YES NO. IF "YES," DESCRIBE.

22. HAVE YOU EVER SEEN THIS OR A SIMILAR PHENOMENON BEFORE? YES NO. IF "YES," GIVE DATE AND LOCATION.

23. WAS ANYONE WITH YOU AT THE TIME YOU SAW THE PHENOMENON? YES NO. IF "YES," DID THEY SEE IT TOO?
 YES NO.

A. LIST THEIR NAMES AND ADDRESSES

24. GIVE THE FOLLOWING INFORMATION ABOUT YOURSELF

LAST NAME, FIRST NAME, MIDDLE NAME

ADDRESS (Street, City, State and Zip Code)

TELEPHONE (Area code and number)

AGE

15 yrs, 4 mo.

MALE

FEMALE

INDICATE ADDITIONAL INFORMATION INCLUDING OCCUPATION AND ANY EXPERIENCE WHICH MAY BE PERTINENT.

Stack boy.

25. WHEN AND TO WHOM DID YOU REPORT THAT YOU HAD SIGHTED THIS PHENOMENON?

NAME _____ DAY 4 MONTH 6 YEAR 69

26. DATE YOU COMPLETED THIS QUESTIONNAIRE.

DAY 2/3 MONTH 6 YEAR 69

DEPARTMENT OF THE AIR FORCE
HEADQUARTERS 1400 AIR BASE WING (MAC)
SCOTT AIR FORCE BASE, ILLINOIS 62225



REPLY TO
ATTN OF 1400(OB)

19 June 1969

SUBJECT: UFO Report

TO: FTD(TDPT(UFO))
Wright Patterson AFB, Ohio

1. Attached AF Form 117 on UFO sighting on 5 June 1969 by [REDACTED] is forwarded for appropriate action.

2. Weather information for Scott AFB during the applicable time period was as follows:

a. Winds

<u>Altitude</u>	<u>Degrees</u>	<u>Knots</u>
Surface	25	8
6,000	28	20
10,000	1	10
16,000	32	30
20,000	33	30
30,000	34	50
50,000	34	35

b. Ceiling: None

c. Visibility: Unlimited

d. Amount of cloud cover: Slight

John B. Dodge
JOHN B. DODGE, Capt, USAF
Assistant Base Operations Officer

1 Atch
AF Form 117

SIGHTING OF UNIDENTIFIED PHENOMENA QUESTIONNAIRE

BUDGET BUREAU APPROVAL
NUMBER 21-R158

THIS QUESTIONNAIRE HAS BEEN PREPARED SO THAT YOU CAN GIVE THE U.S. AIR FORCE AS MUCH INFORMATION AS POSSIBLE CONCERNING THE UNIDENTIFIED PHENOMENON THAT YOU HAVE OBSERVED. PLEASE TRY TO ANSWER ALL OF THE QUESTIONS. THE INFORMATION YOU GIVE WILL BE USED FOR RESEARCH PURPOSES. YOUR NAME WILL NOT BE USED IN CONNECTION WITH ANY OF YOUR STATEMENTS OR CONCLUSIONS WITHOUT YOUR PERMISSION. RETURN TO AIR FORCE BASE INVESTIGATOR FOR FORWARDING TO FTD (TDETR), WRIGHT-PATTERSON AFB, OHIO 45433, 1AW AFR 80-17. (IF ADDITIONAL SHEETS ARE NEEDED FOR NARRATIVE OR SKETCHES ATTACH SECURELY TO THIS FORM OR ANNOTATE WITH YOUR NAME FOR IDENTIFICATION.)

1. WHEN DID YOU SEE THE PHENOMENON?

DAY 5 MONTH JUNE YEAR 1969

2. WHAT TIME DID YOU FIRST SIGHT THE PHENOMENON?

HOUR 5 MINUTES 45 A.M. P.M.



3. WHAT TIME DID YOU LAST SIGHT THE PHENOMENON?


HOUR 5 MINUTES 45⁰³ A.M. P.M.

4. TIME ZONE

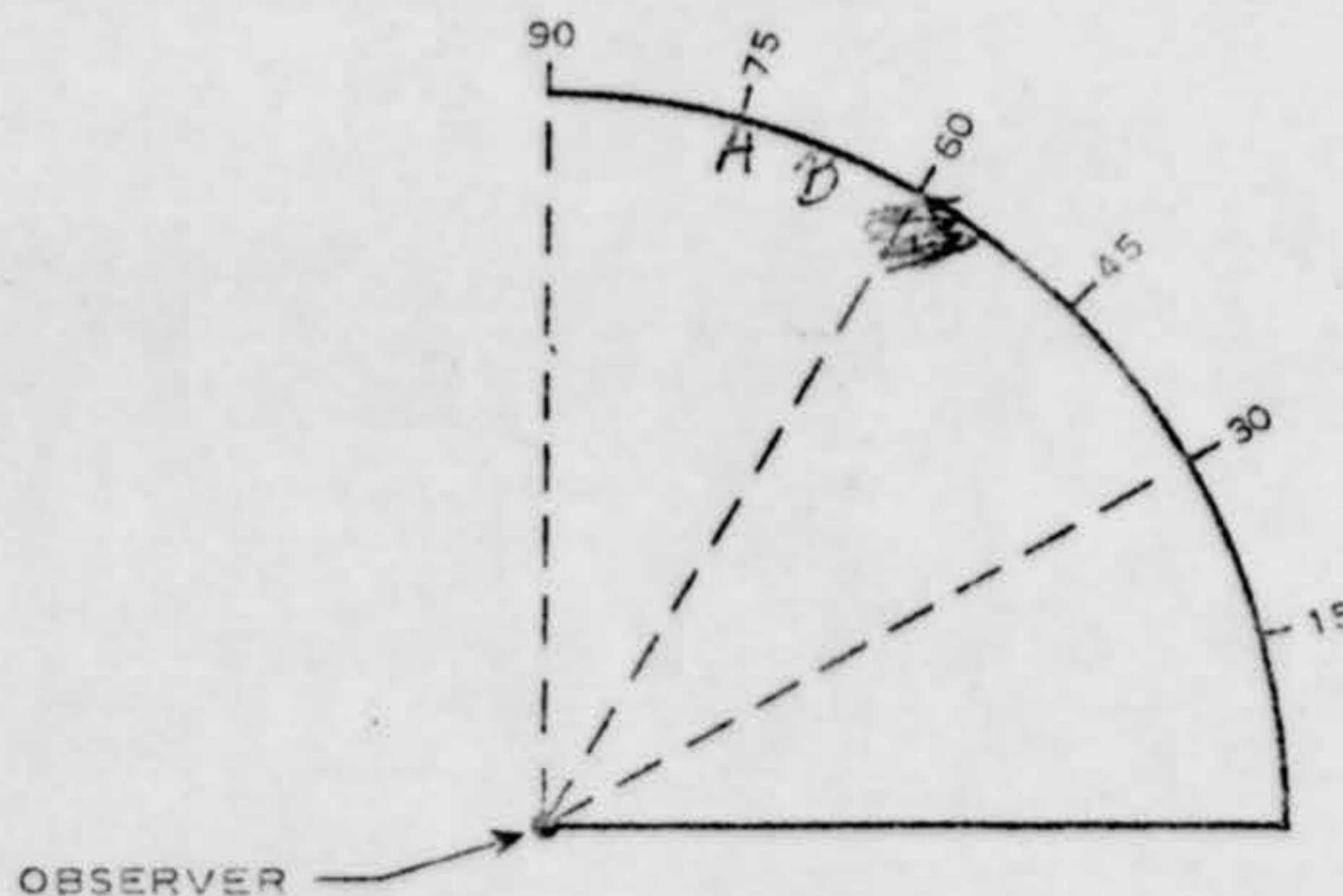
DAYLIGHT SAVINGS STANDARD
 EASTERN CENTRAL MOUNTAIN PACIFIC OTHER

5. WHERE WERE YOU WHEN YOU SAW THE PHENOMENON? IF IN CITY, GIVE THE NEAREST STREET ADDRESS AND INDICATE ON A HAND DRAWN MAP WHERE YOU WERE STANDING WITH REFERENCE TO THE ADDRESS. IF IN THE COUNTRY, IDENTIFY THE HIGHWAY YOU WERE ON OR NEAR AND TRY TO FIX A DISTANCE AND DIRECTION FROM SOME RECOGNIZABLE LANDMARK.

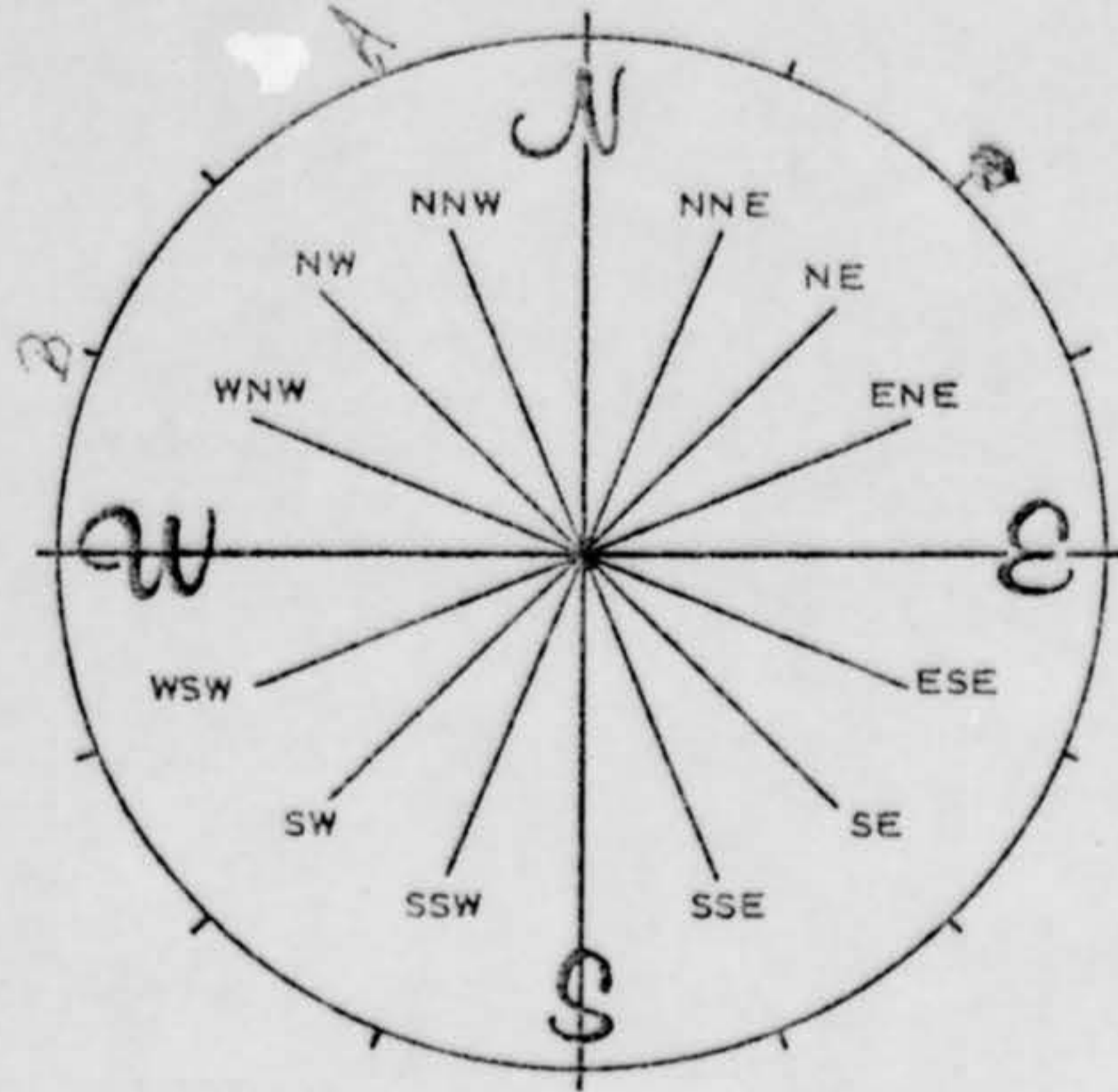
1 - IN CAR - 
 2 - POSITION OF CAR CHANGED TO  WHEN LAST SIGHTED PHENOMENA



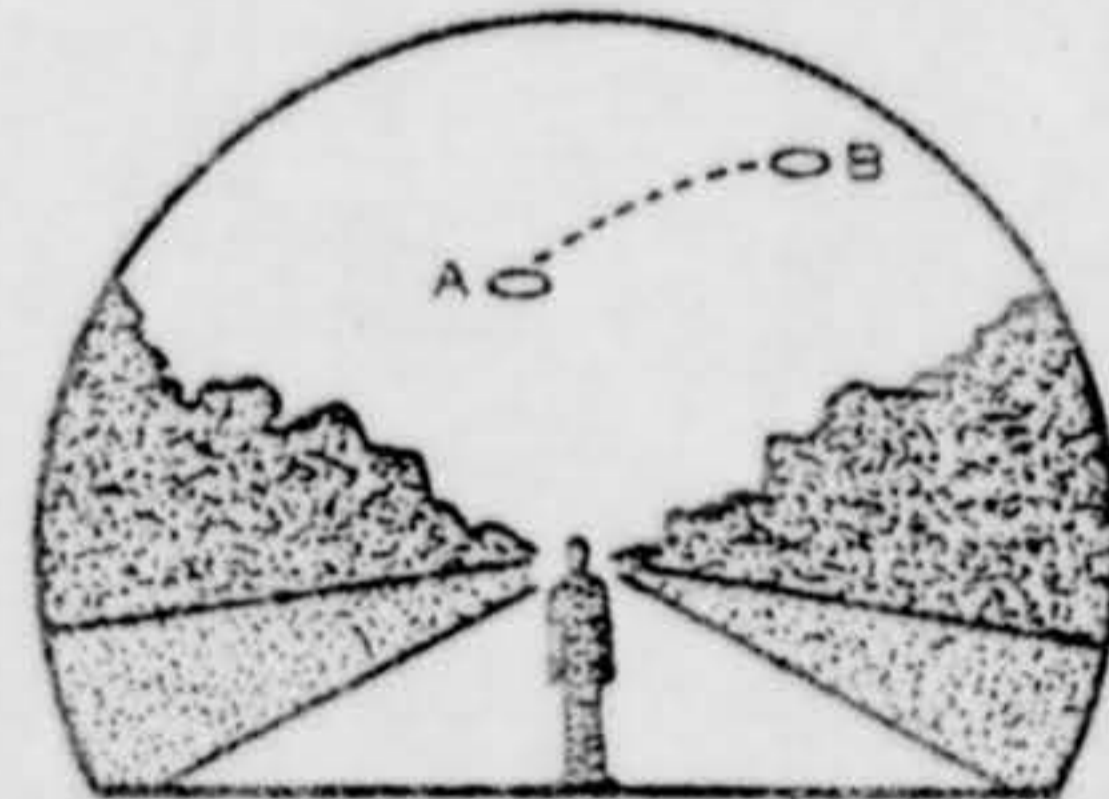
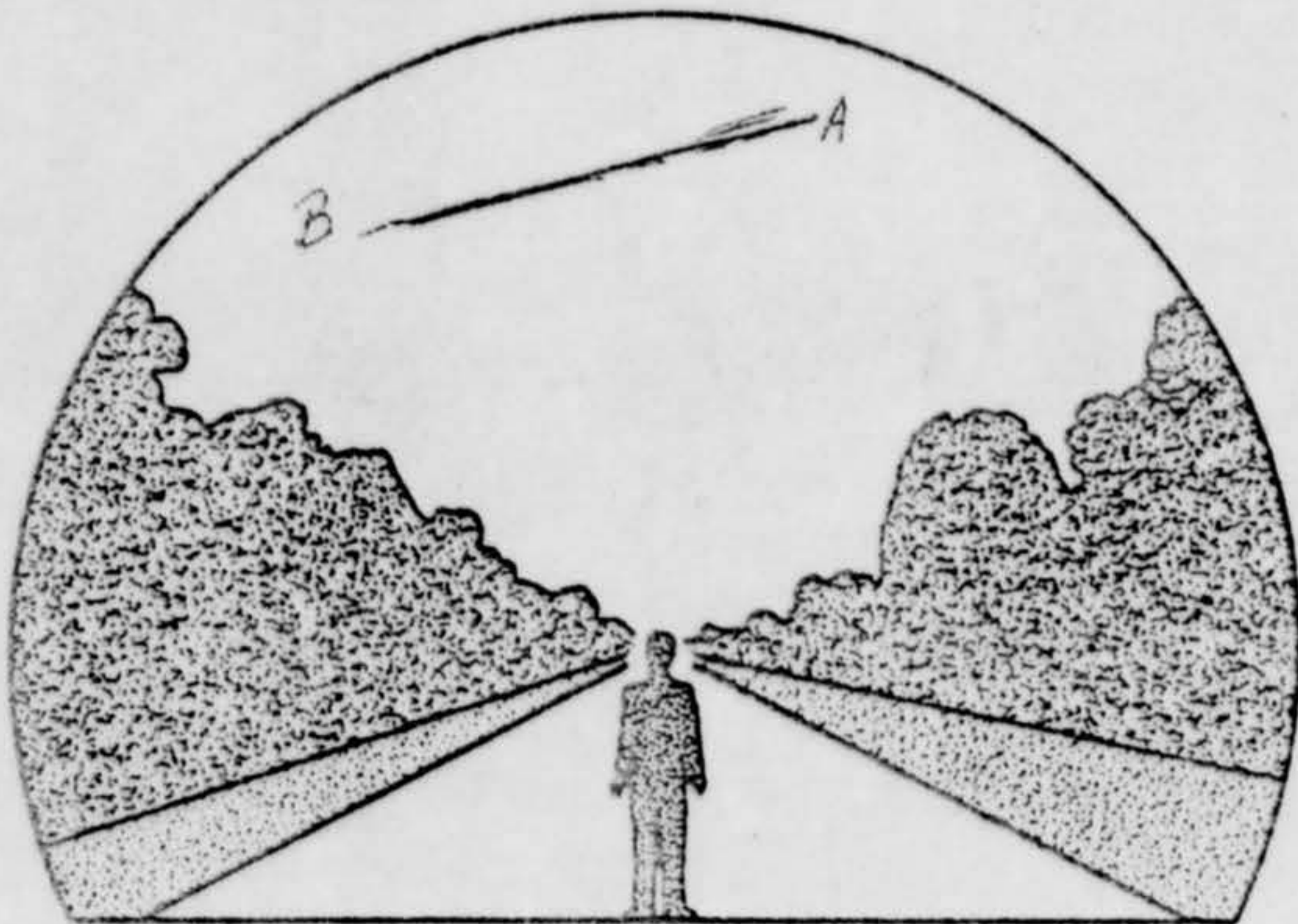
6. IMAGINE YOU ARE AT THE POINT SHOWN IN THE SKETCH, PLACE AN "A" ON THE CURVED LINE TO SHOW HOW HIGH THE PHENOMENON WAS ABOVE THE HORIZON, OR SKYLINE WHEN FIRST SEEN. PLACE A "B" ON THE SAME CURVED LINE TO SHOW HOW HIGH ABOVE THE HORIZON THE PHENOMENON WAS WHEN LAST SEEN.



6A. NOW IMAGINE YOU ARE AT THE CENTER OF THE COMPASS ROSE. PLACE AN "A" ON THE COMPASS TO INDICATE THE DIRECTION TO THE PHENOMENON WHEN FIRST SEEN. PLACE A "B" ON THE COMPASS TO INDICATE THE DIRECTION TO THE PHENOMENON WHEN LAST SEEN.



7. IN THE SKETCH BELOW, PLACE AN "A" AT THE POSITION OF THE PHENOMENON WHEN FIRST SEEN, AND A "B" AT THE POSITION OF THE PHENOMENON WHEN LAST SEEN. CONNECT THE "A" AND "B" WITH A LINE TO APPROXIMATE THE MOVEMENT OF THE PHENOMENON BETWEEN "A" AND "B". THAT IS, SCHEMATICALLY SHOW WHETHER THE MOVEMENT APPEARED TO BE STRAIGHT, CURVED OR ZIG-ZAG. REFER TO SMALLER SKETCH AS AN EXAMPLE OF HOW TO COMPLETE THE LARGER SKETCH.



10. IF THERE WERE MORE THAN ONE PHENOMENON, HOW MANY WERE THERE? DRAW A PICTURE TO SHOW HOW THEY WERE ARRANGED. DID THIS ARRANGEMENT CHANGE DURING THE SIGHTING?



ARRANGEMENT CHANGED IN SERIES FROM A-D AT WHICH THE MIDDLE PHENOMENON WAS AHEAD OF THE DISAPPEARING OTHER TWO

11. CONDITIONS (Check appropriate blocks.)

A. SKY		B. WEATHER	
<input checked="" type="checkbox"/> DAY		CUMULUS CLOUDS (Low fluffy)	FOG OR MIST
TWILIGHT		CIRRUS CLOUDS (High fleecy or Herring-bone)	HEAVY RAIN
NIGHT			LIGHT RAIN OR DRIZZLE
<input checked="" type="checkbox"/> CLEAR		NIMBUS CLOUDS (Rain)	HAIL
PARTLY CLOUDY		CUMULONIMBUS CLOUDS (Thunderstorms)	SNOW OR SLEET
COMPLETELY OVERCAST			UNKNOWN
		HAZE OR SMOG	<input checked="" type="checkbox"/> NONE OF THE ABOVE

C. IF THE SIGHTING WAS AT TWILIGHT OR NIGHT, WHAT DID YOU NOTICE ABOUT THE STARS AND MOON?

(1) STARS		(2) MOON	
NONE		BRIGHT MOONLIGHT	NO MOONLIGHT
A FEW		MOON WITH HALO	UNKNOWN
MANY		MOON HIDDEN BY CLOUDS	
UNKNOWN		PARTIAL (New or quarter)	


D. IF SIGHTING WAS IN DAYLIGHT, WAS THE SUN VISIBLE? YES NO. IF "YES," WHERE WAS THE SUN AS YOU FACED THE PHENOMENON?

IN FRONT OF YOU		TO YOUR RIGHT	OVERHEAD (Near noon)
IN BACK OF YOU	<input checked="" type="checkbox"/>	TO YOUR LEFT	UNKNOWN

E. SPECIFY THE MAJOR SOURCE OF ILLUMINATION PRESENT DURING THE SIGHTING, SUCH AS THE SUN, HEADLIGHTS OR STREET LAMP, ETC. FOR TERRESTRIAL ILLUMINATION, SPECIFY DISTANCE TO LIGHT SOURCE.

SUN

12. GIVE A BRIEF DESCRIPTION OF THE PHENOMENON, INDICATING WHETHER IT APPEARED DARK OR LIGHT, WHETHER IT REFLECTED LIGHT OR WAS SELF-LUMINOUS AND WHAT COLORS YOU NOTICED. DESCRIBE YOUR IMPRESSION OF WHETHER IT WAS SOLID OR TRANSPARENT, WHETHER EDGES WERE SHARP OR FUZZY. DESCRIBE THE SHAPE OR INDICATE IF IT APPEARED AS A POINT OF LIGHT. INDICATE COMPARISONS WITH OTHER OBSERVED OBJECTS, LIKE STARS, A LIGHT OR OTHER OBJECT IN YOUR FIELD OF VIEW.

SELF-LUMINOUS, BRIGHT LIME GREEN
 LOOKED SOLID, EDGES SHARP
 SHAPE - SIDE VIEW OF WING 

3. WHERE WERE YOU WHEN YOU SAW THE PHENOMENON? (Check appropriate blocks.)			
<input type="checkbox"/> OUTDOORS	<input type="checkbox"/> IN BUSINESS SECTION OF CITY	<input type="checkbox"/> IN BUILDING	<input checked="" type="checkbox"/> IN RESIDENTIAL SECTION OF CITY
<input checked="" type="checkbox"/> IN CAR <input checked="" type="checkbox"/> AS DRIVER <input type="checkbox"/> AS PASSENGER	<input type="checkbox"/> IN OPEN COUNTRYSIDE	<input type="checkbox"/> IN BOAT	<input type="checkbox"/> NEAR AIRFIELD
<input type="checkbox"/> IN AIRPLANE <input type="checkbox"/> AS PILOT <input type="checkbox"/> AS PASSENGER	<input type="checkbox"/> FLYING OVER CITY	<input type="checkbox"/> OTHER	<input type="checkbox"/> FLYING OVER OPEN COUNTRY
	<input type="checkbox"/> OTHER		
A. IF YOU WERE IN A VEHICLE, COMPLETE THE FOLLOWING:			
WHAT DIRECTION WERE YOU MOVING?		HOW FAST WERE YOU MOVING?	
<input type="checkbox"/> NORTH	<input type="checkbox"/> EAST	25-30 MPH	
<input type="checkbox"/> SOUTH	<input checked="" type="checkbox"/> WEST	DID YOU STOP ANYTIME WHILE OBSERVING THE PHENOMENON?	
<input type="checkbox"/> NORTHEAST	<input type="checkbox"/> SOUTHEAST	<input type="checkbox"/> YES <input checked="" type="checkbox"/> NO	
<input checked="" type="checkbox"/> NORTHWEST	<input type="checkbox"/> SOUTHWEST		
EXPLAIN WHETHER SUCH MOVEMENT AFFECTS YOUR SKETCHES IN ITEMS 5 AND 6.			
NO			
DESCRIBE TYPE OF VEHICLE YOU WERE IN AND TYPE OF ROAD, TERRAIN OR BODY OF WATER YOU TRAVERSED DURING THE SIGHTING. STATE WHETHER WINDOWS OR CONVERTIBLE TOP WERE UP OR DOWN.			
1965 BUICK STATION WAGON. ASPHALT-ROCK ROAD, POTHOLES.			
HOW MUCH OTHER TRAFFIC WAS THERE?			
NO OTHER CARS IN IMMEDIATE VICINITY			
DID YOU NOTICE ANY AIRPLANES? <input type="checkbox"/> YES <input checked="" type="checkbox"/> NO. IF "YES," DESCRIBE WHEN THEY WERE IN SIGHT RELATIVE TO THE TIME OF SIGHTING THE PHENOMENON AND WHERE THEY WERE IN THE SKY RELATIVE TO THE POSITION OF THE PHENOMENON.			
3. HOW LONG WAS THE PHENOMENON IN SIGHT? 3 SEC			
LENGTH OF TIME	<input type="checkbox"/> CERTAIN OF TIME	<input type="checkbox"/> NOT VERY SURE	
3 SEC	<input checked="" type="checkbox"/> FAIRLY CERTAIN	<input type="checkbox"/> JUST A GUESS	
HOW WAS TIME DETERMINED?			
COUNTING — ONE THOUSAND ONE — ONE THOUSAND TWO			
WAS THE PHENOMENON IN SIGHT CONTINUOUSLY? <input type="checkbox"/> YES <input checked="" type="checkbox"/> NO. IF "NO," INDICATE WHETHER THIS IS DUE TO YOUR MOVEMENT OR THE BEHAVIOR OF THE PHENOMENON, AND DESCRIBE SUCH MOVEMENT OR BEHAVIOR. INDICATE DISAPPEARANCES ON PREVIOUS SKETCHES.			
DISAPPEARED AFTER ABOUT 3 SEC.			
AT "B" IN #7 SKETCH			

15. DRAW A PICTURE THAT WILL SHOW THE SHAPE OF THE PHENOMENON. INCLUDE AND LABEL ANY DETAILS THAT MIGHT HAVE APPEARED AS WINGS OR PROTRUSIONS, AND INDICATE EXHAUST OR VAPOR TRAILS. INDICATE BY AN ARROW THE DIRECTION THE PHENOMENON WAS MOVING.



15. WHAT WAS THE ANGULAR SIZE? HOLD A MATCH AT ARM'S LENGTH IN FRONT OF A KNOWN OBJECT, SUCH AS A STREET LAMP OR THE MOON. NOTE HOW MUCH OF THE OBJECT IS COVERED BY THE HEAD OF THE MATCH. NOW IF YOU HAD BEEN ABLE TO PERFORM THIS EXPERIMENT AT THE TIME OF THE SIGHTING, ESTIMATE WHAT FRACTION OF THE PHENOMENON WOULD HAVE BEEN COVERED BY THE MATCH HEAD.

60%

13.	DID THE PHENOMENON	YES	NO	UNKNOWN
	MOVE IN A STRAIGHT LINE?	X		
	STAND STILL AT ANYTIME?		X	
	SUDDENLY SPEED UP AND RUN AWAY?	X		
	BREAK UP IN PARTS AND EXPLODE?		X	
	CHANGE COLOR?		X	
	GIVE OFF SMOKE?		X	
	CHANGE BRIGHTNESS?		X	
	CHANGE SHAPE?		X	
	FLASH OR FLICKER?		X	
	DISAPPEAR AND REAPPEAR?		X	
	SPIN LIKE A TOP?		X	
	MAKE A NOISE?		X	X
	FLUTTER OR WOBBLE?		X	

14. WHAT DREW YOUR ATTENTION TO THE PHENOMENON?

BRIGHTNESS OF OBJECTS

A. HOW DID IT FINALLY DISAPPEAR?

JUST FADED OUT

B. DID THE PHENOMENON MOVE BEHIND OR IN FRONT OF SOMETHING, LIKE A CLOUD, TREE, OR BUILDING AT ANY TIME?
 YES NO. IF "YES," DESCRIBE.

PRIORITY

225/RT

17

Handwritten signature and scribbles

ZCZC ADB391

PTI JZYJW RUVJTRA3044 1571545-UUUU--RUVAADA.

Copy of case sent to Dr. Olinia

ZNR UUUUU

P 051548Z JUNE 59

FM 755TH RADAR SQDN ARLINGTON HIS AI ILL

TO RUVMFV A/ADC ENI AFB COLO

INFO RUCIGDA/34TH AIR DIVISION CUBIER AFS MICH

RUVAADA/WRIGHT PATTERSON AFB FID OHIO

RUEFHQA/CSAF WASH DC

RUEFHQA/CSAF WASH DC

BT

UNCLAS 755MGE FOR 340IN: FID (TDETR): CSAF (AFRDC): OSAF (SAF-OI)

SUBJ: UFO REPORT.

THE FOLLOWING IS UFO REPORT OF A SIGHTING WHICH OCCURED ON 05/1775L

JUN 59 AT [REDACTED]

- (A) DESCRIPTION OF OBJECT (1) ROUND SHAPE (2) GREEN OR BLUE COLOR (3) ONE IN NUMBER (4) DETAILS: LARGER THAN BRIGHT STAR (5) TRAIL WAS 2 TO 3 TIMES LARGER THAN OBJECT (6) UNUSAL FEATURES:
 - PIECES FALLING FROM OBJECT (B) (1) OBJECT NOTICED ACCIDENTLY (2) OBJECT OBSERVED FROM HORIZON TO HORIZON (3) OBJECT DISAPPEARED OVER HORIZON (4) OBJECT APPEARED TO BE IN ORBIT. (5) OBJECT WAS VISIBLE FOR 3 TO 4 MINUTES. (C) MANNER OF OBSERVATION (1) VISUAL OBSERVATION ONLY (2) NO OPTICAL AIDS USED. (D) TIME AND DATE OF

22. HAVE YOU EVER SEEN THIS OR A SIMILAR PHENOMENON BEFORE? YES NO. IF "YES," GIVE DATE AND LOCATION.

23. WAS ANYONE WITH YOU AT THE TIME YOU SAW THE PHENOMENON? YES NO. IF "YES," DID THEY SEE IT TOO?
 YES NO.

A. LIST THEIR NAMES AND ADDRESSES

[REDACTED]

24. GIVE THE FOLLOWING INFORMATION ABOUT YOURSELF

LAST NAME, FIRST NAME, MIDDLE NAME

[REDACTED]

ADDRESS (City, State, Zip)

[REDACTED] ILLINOIS 62203

TELEPHONE (Area code and number)

[REDACTED]

AGE

18

MALE

FEMALE

INDICATE ADDITIONAL INFORMATION INCLUDING OCCUPATION AND ANY EXPERIENCE WHICH MAY BE PERTINENT.

FRESHMAN IN ELECTRICAL ENGINEERING AT UIOPI
WAS A CO-OP OBSERVER FOR ESSA IN '66 '67

25. WHEN AND TO WHOM DID YOU REPORT THAT YOU HAD SIGHTED THIS PHENOMENON?

CIVIL DEFENSE - CASEVILLE

NAME PERSON ON DUTY AT SCOTT DAY 5 MONTH JUNE YEAR 1969

26. DATE YOU COMPLETED THIS QUESTIONNAIRE.

DAY 16 MONTH JUNE YEAR 1969

17. DID YOU OBSERVE THE PHENOMENON THROUGH ANY OF THE FOLLOWING? INCLUDE INFORMATION ON MODEL, TYPE, FILTER, LENS PRESCRIPTION OR OTHER APPLICABLE DATA.

EYEGASSES	CAMERA VIEWER
SUNGLASSES	BINOCULARS
X WINDSHIELD SAFETY GLASS	TELESCOPE
SIDE WINDOW OF VEHICLE	THEODOLITE
WINDOWPANE	OTHER


A. DO YOU ORDINARILY WEAR GLASSES? YES NO

B. DO YOU USE READING GLASSES? YES NO

18. WHAT WAS YOUR IMPRESSION OF THE SPEED OF THE PHENOMENON? GIVE ESTIMATE OF SPEED 1500 MPH.

19. WHAT WAS YOUR IMPRESSION OF THE DISTANCE OF THE PHENOMENON? GIVE ESTIMATE OF DISTANCE 1/2 MI.


20. IN ORDER THAT WE MAY OBTAIN AS CLEAR A PICTURE AS POSSIBLE OF WHAT YOU SAW, DESCRIBE IN YOUR OWN WORDS A COMMON OBJECT OR OBJECTS WHICH, WHEN PLACED IN THE SKY, SIMILAR TO WHERE YOU NOTED THE PHENOMENON, WOULD BEAR SOME RESEMBLANCE TO WHAT YOU SAW. DESCRIBE SIMILARITIES AND DIFFERENCES BETWEEN THE COMMON OBJECT AND WHAT YOU SAW.

A TEN FOOT TEARDROP PLACED SIDEWAYS WITH THE LARGE END FORWARD
i.e. 

SIMILARITIES

SAME GENERAL SHAPE
SIZE

DIFFERENCES

TOO FAT MORE
OFA TAPERED
APPEARANCE i.e. 


21. DID YOU NOTICE ANY ODOR, NOISE, OR HEAT EMANATING FROM THE PHENOMENON OR ANY EFFECT ON YOURSELF, ANIMALS OR MACHINERY IN THE VICINITY? YES NO. IF "YES," DESCRIBE.

A. DID THE PHENOMENON DISTURB THE GROUND OR LEAVE ANY PHYSICAL EVIDENCE. YES NO. IF "YES," DESCRIBE.

EDPT (UFO)

18 JUL 1969

Meteor Sighting of 5 Jun 69


Marbleton, Pennsylvania 19072

Attached is a copy of another sighting of the 5 Jun 69 meteor.
This one is from Greenfield, Indiana.

HECTOR QUIBTANILLA, Jr, Lt Col, USAF
Chief, Aerial Phenomena Office
Aerospace Technologies Division
Production Directorate

1 Atch
AF Fa 117 for URO
Sighting of 5 Jun 69.

DEPARTMENT OF THE AIR FORCE
HEADQUARTERS FOREIGN TECHNOLOGY DIVISION (AF3C)
WRIGHT-PATTERSON AIR FORCE BASE, OHIO 45433




REPLY TO
ATTN OF: TDPT (UFO)

18 JUN 1969

SUBJECT: UFO Observation - 5 Jun 1969

TO:

 R
Greenfield, Indiana 46140

Reference your recent unidentified flying object sighting which you reported to the Air Force. The information which we have received is not sufficient for a scientific investigation. Request you complete the attached AF Form 117 and return it in the self-addressed envelope. Thank you for reporting your observation to the Air Force.

for *Cameron A. Quintanilla 1st Lt.*
HECTOR QUINTANILLA, Jr, Lt Colonel, USAF
Chief, Aerial Phenomena Office
Aerospace Technologies Division
Production Directorate

1 Atch
AF Form 117 w/envelope

SIGHTING OF UNIDENTIFIED PHENOMENA QUESTIONNAIRE

BUDGET BUREAU APPROVAL
NUMBER 21-R258

THIS QUESTIONNAIRE HAS BEEN PREPARED SO THAT YOU CAN GIVE THE U.S. AIR FORCE AS MUCH INFORMATION AS POSSIBLE CONCERNING THE UNIDENTIFIED PHENOMENON THAT YOU HAVE OBSERVED. PLEASE TRY TO ANSWER ALL OF THE QUESTIONS. THE INFORMATION YOU GIVE WILL BE USED FOR RESEARCH PURPOSES. YOUR NAME WILL NOT BE USED IN CONNECTION WITH ANY OF YOUR STATEMENTS OR CONCLUSIONS WITHOUT YOUR PERMISSION. RETURN TO AIR FORCE BASE INVESTIGATOR FOR FORWARDING TO FTD (TDETR), WRIGHT-PATTERSON AFB, OHIO 45433, 1AW AFR 80-17. (IF ADDITIONAL SHEETS ARE NEEDED FOR NARRATIVE OR SKETCHES ATTACH SECURELY TO THIS FORM OR ANNOTATE WITH YOUR NAME FOR IDENTIFICATION.)

1. WHEN DID YOU SEE THE PHENOMENON?

DAY 5TH MONTH JUNE YEAR 1969

2. WHAT TIME DID YOU FIRST SIGHT THE PHENOMENON?

HOUR 6 MINUTES 50 A.M. P.M.

3. WHAT TIME DID YOU LAST SIGHT THE PHENOMENON?

APPROX. HOUR 6 MINUTES 51 A.M. P.M.

4. TIME ZONE

DAYLIGHT SAVINGS STANDARD
 EASTERN CENTRAL MOUNTAIN PACIFIC OTHER

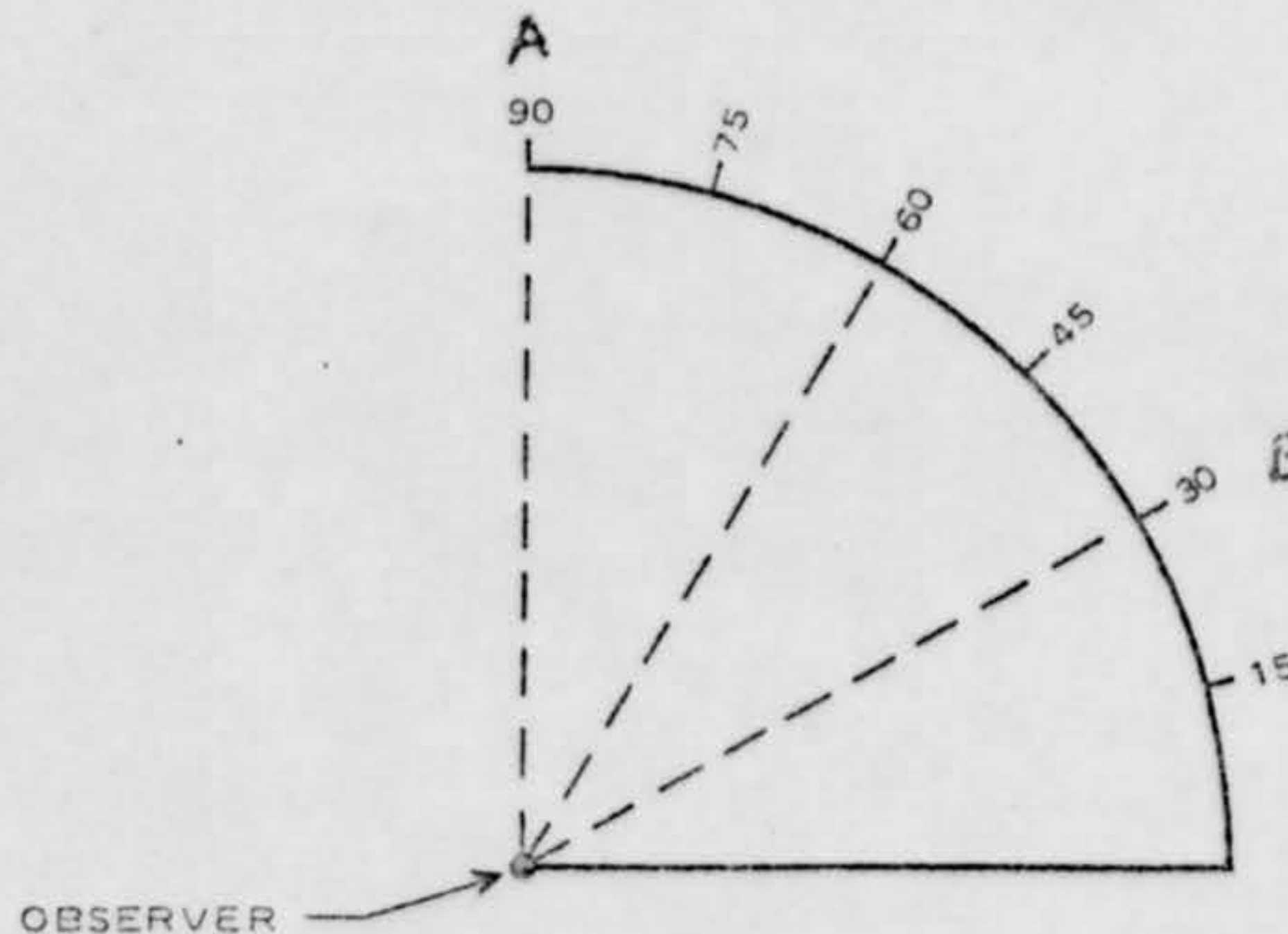
5. WHERE WERE YOU WHEN YOU SAW THE PHENOMENON? IF IN CITY, GIVE THE NEAREST STREET ADDRESS AND INDICATE ON A HAND DRAWN MAP WHERE YOU WERE STANDING WITH REFERENCE TO THE ADDRESS. IF IN THE COUNTRY, IDENTIFY THE HIGHWAY YOU WERE ON OR NEAR AND TRY TO FIX A DISTANCE AND DIRECTION FROM SOME RECOGNIZABLE LANDMARK.

~~REDACTED ADDRESS~~

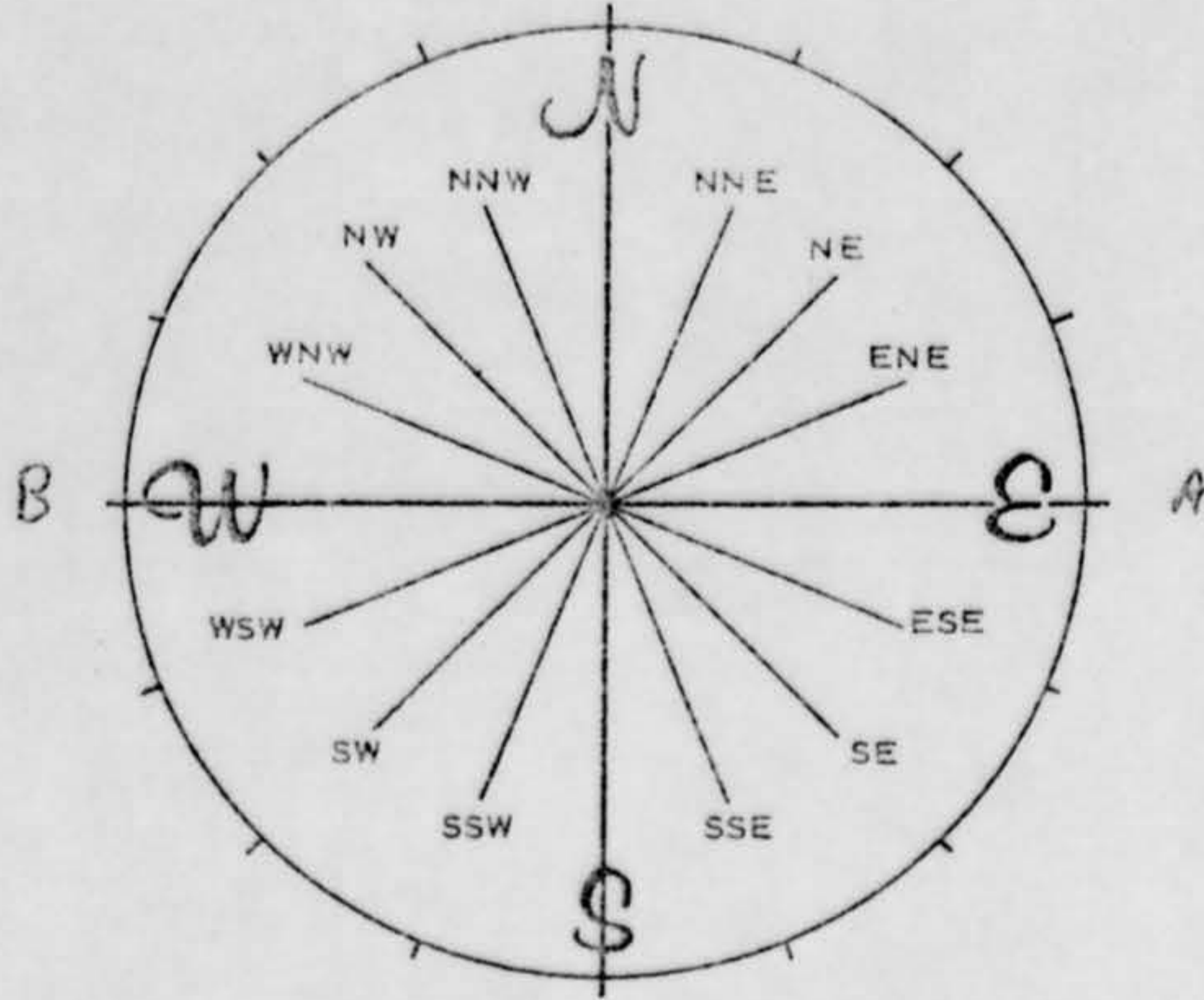
WERE STANDING 20 FT WEST OF HOUSE IN BACK YARD



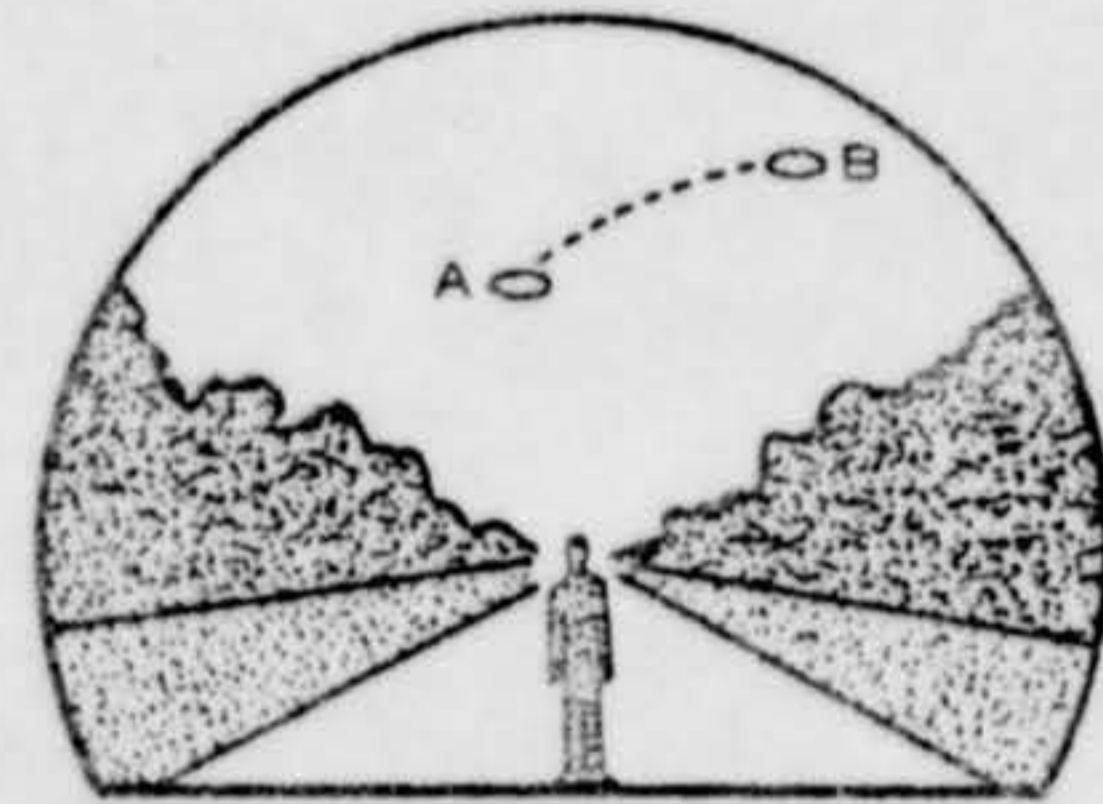
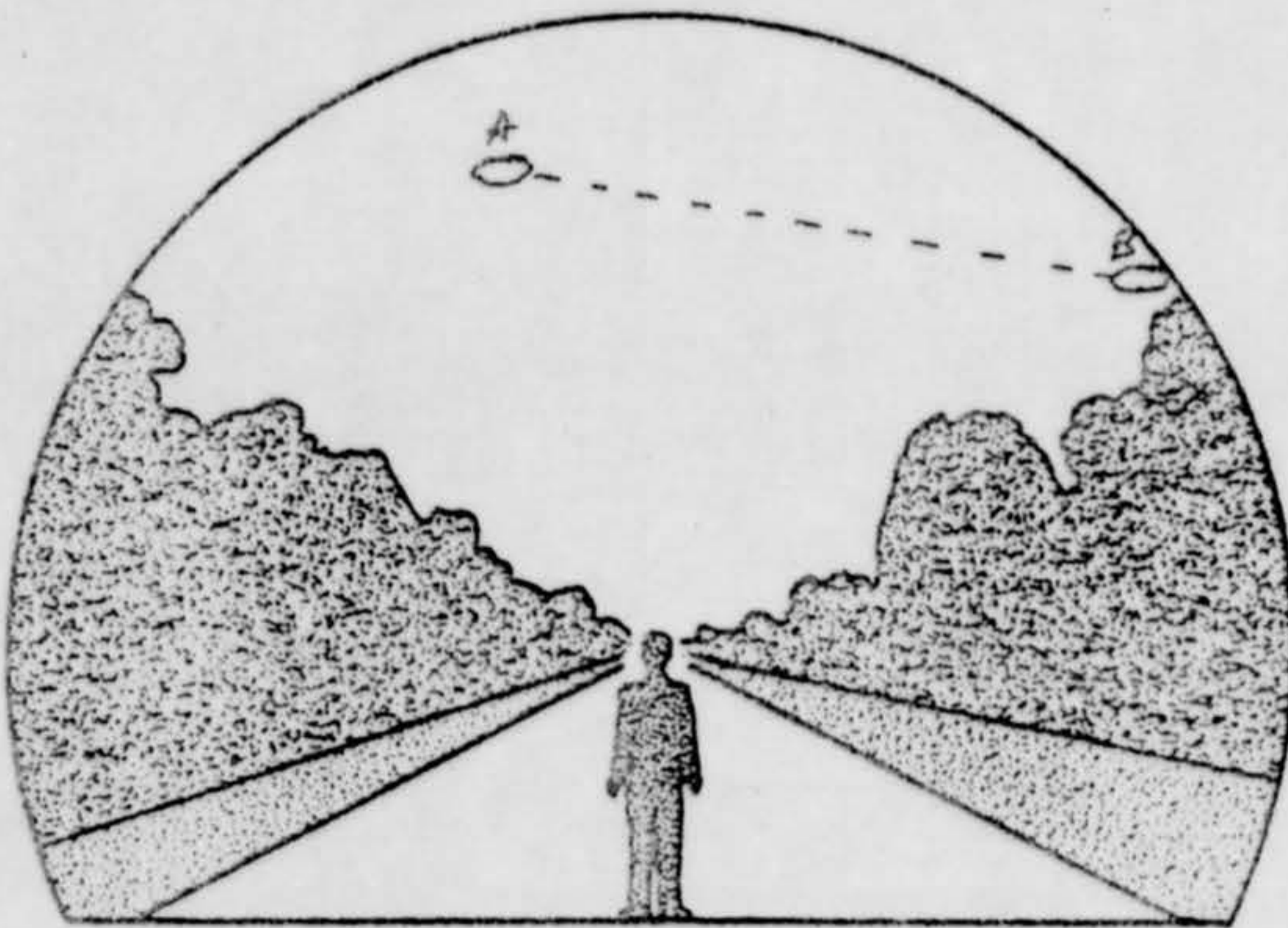
6. IMAGINE YOU ARE AT THE POINT SHOWN IN THE SKETCH, PLACE AN "A" ON THE CURVED LINE TO SHOW HOW HIGH THE PHENOMENON WAS ABOVE THE HORIZON, OR SKYLINE, WHEN FIRST SEEN. PLACE A "B" ON THE SAME CURVED LINE TO SHOW HOW HIGH ABOVE THE HORIZON THE PHENOMENON WAS WHEN LAST SEEN.



5A. NOW IMAGINE YOU ARE AT THE CENTER OF THE COMPASS ROSE. PLACE AN "A" ON THE COMPASS TO INDICATE THE DIRECTION TO THE PHENOMENON WHEN FIRST SEEN. PLACE A "B" ON THE COMPASS TO INDICATE THE DIRECTION TO THE PHENOMENON WHEN LAST SEEN.



7. IN THE SKETCH BELOW, PLACE AN "A" AT THE POSITION OF THE PHENOMENON WHEN FIRST SEEN, AND A "B" AT THE POSITION OF THE PHENOMENON WHEN LAST SEEN. CONNECT THE "A" AND "B" WITH A LINE TO APPROXIMATE THE MOVEMENT OF THE PHENOMENON BETWEEN "A" AND "B". THAT IS, SCHEMATICALLY SHOW WHETHER THE MOVEMENT APPEARED TO BE STRAIGHT, CURVED OR ZIG-ZAG. REFER TO SMALLER SKETCH AS AN EXAMPLE OF HOW TO COMPLETE THE LARGER SKETCH.



10. IF THERE WERE MORE THAN ONE PHENOMENON, HOW MANY WERE THERE? DRAW A PICTURE TO SHOW HOW THEY WERE ARRANGED. DID THIS ARRANGEMENT CHANGE DURING THE SIGHTING?

11. CONDITIONS (Check appropriate blocks.)

A. SKY		B. WEATHER	
<input checked="" type="checkbox"/> DAY		CUMULUS CLOUDS (Low fluffy)	FOG OR MIST
<input type="checkbox"/> TWILIGHT		CIRRUS CLOUDS (High fleecy or Herring-bone)	HEAVY RAIN
<input type="checkbox"/> NIGHT			LIGHT RAIN OR DRIZZLE
<input checked="" type="checkbox"/> CLEAR		NIMBUS CLOUDS (Rain)	HAIL
<input type="checkbox"/> PARTLY CLOUDY		CUMULONIMBUS CLOUDS (Thunderstorms)	SNOW OR SLEET
<input type="checkbox"/> COMPLETELY OVERCAST			UNKNOWN
		HAZE OR SMOG	<input checked="" type="checkbox"/> NONE OF THE ABOVE

C. IF THE SIGHTING WAS AT TWILIGHT OR NIGHT, WHAT DID YOU NOTICE ABOUT THE STARS AND MOON?

(1) STARS		(2) MOON	
<input type="checkbox"/> NONE		BRIGHT MOONLIGHT	NO MOONLIGHT
<input type="checkbox"/> A FEW		MOON WITH HALO	UNKNOWN
<input type="checkbox"/> MANY		MOON HIDDEN BY CLOUDS	
<input type="checkbox"/> UNKNOWN		PARTIAL (New or quarter)	

D. IF SIGHTING WAS IN DAYLIGHT, WAS THE SUN VISIBLE? YES NO. IF "YES," WHERE WAS THE SUN AS YOU FACED THE PHENOMENON?

<input type="checkbox"/> IN FRONT OF YOU	<input checked="" type="checkbox"/> TO YOUR RIGHT	OVERHEAD (Near noon)
<input checked="" type="checkbox"/> IN BACK OF YOU	<input type="checkbox"/> TO YOUR LEFT	UNKNOWN

E. SPECIFY THE MAJOR SOURCE OF ILLUMINATION PRESENT DURING THE SIGHTING, SUCH AS THE SUN, HEADLIGHTS OR STREET LAMP, ETC. FOR TERRESTRIAL ILLUMINATION, SPECIFY DISTANCE TO LIGHT SOURCE.

SUN

12. GIVE A BRIEF DESCRIPTION OF THE PHENOMENON, INDICATING WHETHER IT APPEARED DARK OR LIGHT, WHETHER IT REFLECTED LIGHT OR WAS SELF-LUMINOUS AND WHAT COLORS YOU NOTICED. DESCRIBE YOUR IMPRESSION OF WHETHER IT WAS SOLID OR TRANSPARENT, WHETHER EDGES WERE SHARP OR FUZZY. DESCRIBE THE SHAPE OR INDICATE IF IT APPEARED AS A POINT OF LIGHT. INDICATE COMPARISONS WITH OTHER OBSERVED OBJECTS, LIKE STARS, A LIGHT OR OTHER OBJECT IN YOUR FIELD OF VIEW.

BRILLIANT BLUES & GREENS ALMOST LUMINOUS SHAPED LIKE A COMET, ONLY TAIL & ALL WERE IN A STRAIGHT LINE & DID NOT LOOSE ALTITUDE - OUTLINE WAS VERY SHARP. WAS DEFINATELY NOT A REFLECTION

13. DID THE PHENOMENON	YES	NO	UNKNOWN
MOVE IN A STRAIGHT LINE?	<input checked="" type="checkbox"/>		
STAND STILL AT ANYTIME?		<input checked="" type="checkbox"/>	
SUDDENLY SPEED UP AND RUN AWAY?		<input checked="" type="checkbox"/>	
BREAK UP IN PARTS AND EXPLODE?		<input checked="" type="checkbox"/>	
CHANGE COLOR?	<input checked="" type="checkbox"/>		
GIVE OFF SMOKE?		<input checked="" type="checkbox"/>	
CHANGE BRIGHTNESS?		<input checked="" type="checkbox"/>	
CHANGE SHAPE?		<input checked="" type="checkbox"/>	
FLASH OR FLICKER?		<input checked="" type="checkbox"/>	
DISAPPEAR AND REAPPEAR?		<input checked="" type="checkbox"/>	
SPIN LIKE A TOP?		<input checked="" type="checkbox"/>	
MAKE A NOISE?		<input checked="" type="checkbox"/>	
FLUTTER OR WOBBLE?		<input checked="" type="checkbox"/>	
<p>14. WHAT DREW YOUR ATTENTION TO THE PHENOMENON?</p> <p>WE SIGHTED TWO FIGHTERS WHILE LOOKING AT THEM THE OBJECT APPEARED LOWER & CLOSER THAN THE FIGHTERS.</p>			
<p>A. HOW DID IT FINALLY DISAPPEAR?</p> <p>IT DISAPPEARED DUE TO FOLIAGE ON TREES BLOCKING OUR VISION</p>			
<p>B. DID THE PHENOMENON MOVE BEHIND OR IN FRONT OF SOMETHING, LIKE A CLOUD, TREE, OR BUILDING AT ANY TIME?</p> <p><input type="checkbox"/> YES <input checked="" type="checkbox"/> NO. IF "YES," DESCRIBE.</p>			

DEPARTMENT OF THE AIR FORCE
HEADQUARTERS 1400 AIR BASE WING (MAC)
SCOTT AIR FORCE BASE, ILLINOIS 62225



REPLY TO
ATTN OF: 1400(OB)

17 June 1969

SUBJECT: UFO Report

TO: FTD(TDPT(UFO))
Wright Patterson AFB, Ohio

1. Attached AF Forms 117 on UFO sightings on 5 June 1969 by [REDACTED] are forwarded for appropriate action.

2. Weather information for Scott AFB during the applicable time period was as follows:

a. Winds

<u>Altitude</u>	<u>Degrees</u>	<u>Knots</u>
Surface	25 ⁰	8
6,000	28 ⁰	20
10,000	1 ⁰	10
16,000	32 ⁰	30
20,000	33 ⁰	30
30,000	34 ⁰	50
50,000	34 ⁰	35

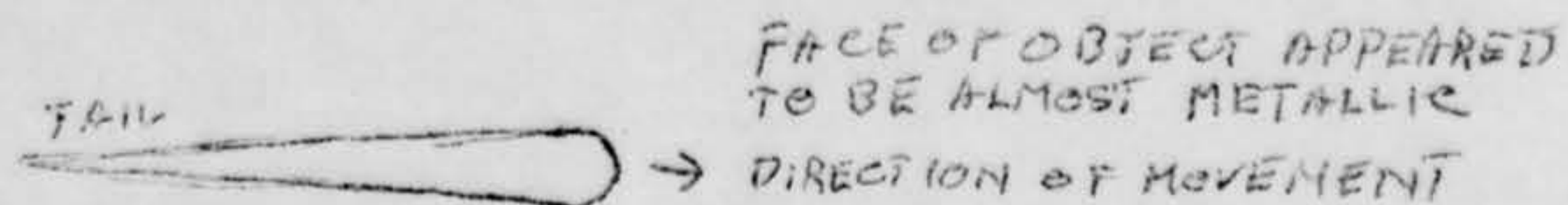
b. Ceiling: None

c. Visibility: Unlimited

d. Amount of cloud cover: Slight

JOHN B. DODGE, Capt, USAF 2 Atch
Assistant Base Operations Officer a/s

15. DRAW A PICTURE THAT WILL SHOW THE SHAPE OF THE PHENOMENON. INCLUDE AND LABEL ANY DETAILS THAT MIGHT HAVE APPEARED AS WINGS OR PROTRUSIONS, AND INDICATE EXHAUST OR VAPOR TRAILS. INDICATE BY AN ARROW THE DIRECTION THE PHENOMENON WAS MOVING.



VERY BRILLIANT & DID NOT APPEAR TO BE ANY PROTRUSIONS

15. WHAT WAS THE ANGULAR SIZE? HOLD A MATCH AT ARM'S LENGTH IN FRONT OF A KNOWN OBJECT, SUCH AS A STREET LAMP OR THE MOON. NOTE HOW MUCH OF THE OBJECT IS COVERED BY THE HEAD OF THE MATCH. NOW IF YOU HAD BEEN ABLE TO PERFORM THIS EXPERIMENT AT THE TIME OF THE SIGHTING, ESTIMATE WHAT FRACTION OF THE PHENOMENON WOULD HAVE BEEN COVERED BY THE MATCH HEAD.

FACE OF OBJECT WOULD HAVE BEEN COVERED BY MATCH HEAD

17. DID YOU OBSERVE THE PHENOMENON THROUGH ANY OF THE FOLLOWING? INCLUDE INFORMATION ON MODEL, TYPE, FILTER, LENS PRESCRIPTION OR OTHER APPLICABLE DATA.

EYEGASSES	CAMERA VIEWER
SUNGLASSES	BINOCULARS
WINDSHIELD	TELESCOPE
SIDE WINDOW OF VEHICLE	THEODOLITE
WINDOWPANE	OTHER

A. DO YOU ORDINARILY WEAR GLASSES? YES NO

B. DO YOU USE READING GLASSES? YES NO

18. WHAT WAS YOUR IMPRESSION OF THE SPEED OF THE PHENOMENON? GIVE ESTIMATE OF SPEED VERY FAST.

19. WHAT WAS YOUR IMPRESSION OF THE DISTANCE OF THE PHENOMENON? GIVE ESTIMATE OF DISTANCE APPROX BETWEEN 20 & 25,000 FEET

20. IN ORDER THAT WE MAY OBTAIN AS CLEAR A PICTURE AS POSSIBLE OF WHAT YOU SAW, DESCRIBE IN YOUR OWN WORDS A COMMON OBJECT OR OBJECTS WHICH, WHEN PLACED IN THE SKY, SIMILAR TO WHERE YOU NOTED THE PHENOMENON, WOULD BEAR SOME RESEMBLANCE TO WHAT YOU SAW. DESCRIBE SIMILARITIES AND DIFFERENCES BETWEEN THE COMMON OBJECT AND WHAT YOU SAW.

OBJECT WAS SIMILAR TO A COMET WITH THE EXCEPTION THAT IT DIDNT LOOSE ALTITUDE & TAIL WAS IN A STRAIGHT LINE

21. DID YOU NOTICE ANY ODOR, NOISE, OR HEAT EMANATING FROM THE PHENOMENON OR ANY EFFECT ON YOURSELF, ANIMALS OR MACHINERY IN THE VICINITY? YES NO. IF "YES," DESCRIBE.

A. DID THE PHENOMENON DISTURB THE GROUND OR LEAVE ANY PHYSICAL EVIDENCE. YES NO. IF "YES," DESCRIBE.

22. HAVE YOU EVER SEEN THIS OR A SIMILAR PHENOMENON BEFORE? YES NO. IF "YES," GIVE DATE AND LOCATION.

23. WAS ANYONE WITH YOU AT THE TIME YOU SAW THE PHENOMENON? YES NO. IF "YES," DID THEY SEE IT TOO? YES NO.

A. LIST THEIR NAMES AND ADDRESSES

SON - [REDACTED] GREENFIELD IND
 HUSBAND - [REDACTED] GREENFIELD IND

24. GIVE THE FOLLOWING INFORMATION ABOUT YOURSELF

LAST NAME, FIRST NAME, MIDDLE NAME

ADDRESS (Street)

TELEPHONE

AGE

MALE

FEMALE

INDICATE ADDITIONAL OCCUPATION AND ANY EXPERIENCE WHICH MAY BE PERTINENT.

I AM A HOUSEWIFE (AND MY SON JUST COMPLETED 4 YRS. IN THE AIR FORCE) AND I WAS INTERESTED IN AIRPLANES IN GENERAL AND HAVE READ ABOUT UFO'S AND THIS IS THE FIRST OF ANY SORT THAT I HAVE SEEN. I AM VERY INTERESTED IN THIS IS THE REASON I CALLED THE AIR BASE

25. WHEN AND TO WHOM DID YOU REPORT THAT YOU HAD SIGHTED THIS PHENOMENON?

BASE OPERATION [REDACTED] INDIANA
 NAME BAKALAR AIR FORCE DAY 5 MONTH JUNE YEAR 1969

26. DATE YOU COMPLETED THIS QUESTIONNAIRE.

DAY 5 MONTH JULY YEAR 1969

Entry Officer Report

SIGHTING OF UNIDENTIFIED PHENOMENA QUESTIONNAIRE

BUDGET BUREAU APPROVAL
NUMBER 21-2158

THIS QUESTIONNAIRE HAS BEEN PREPARED SO THAT YOU CAN GIVE THE U.S. AIR FORCE AS MUCH INFORMATION AS POSSIBLE CONCERNING THE UNIDENTIFIED PHENOMENON THAT YOU HAVE OBSERVED. PLEASE TRY TO ANSWER ALL OF THE QUESTIONS. THE INFORMATION YOU GIVE WILL BE USED FOR RESEARCH PURPOSES. YOUR NAME WILL NOT BE USED IN CONNECTION WITH ANY OF YOUR STATEMENTS OR CONCLUSIONS WITHOUT YOUR PERMISSION. RETURN TO AIR FORCE BASE INVESTIGATOR FOR FORWARDING TO FTD (TDETR), WRIGHT-PATTERSON AFB, OHIO 45433, 1AW AFR 80-17. (IF ADDITIONAL SHEETS ARE NEEDED FOR NARRATIVE OR SKETCHES ATTACH SECURELY TO THIS FORM OR ANNOTATE WITH YOUR NAME FOR IDENTIFICATION.)

1. WHEN DID YOU SEE THE PHENOMENON?
DAY 05 MONTH JUNE YEAR 1969

2. WHAT TIME DID YOU FIRST SIGHT THE PHENOMENON?
HOUR 1900 MINUTES _____ A.M. P.M.

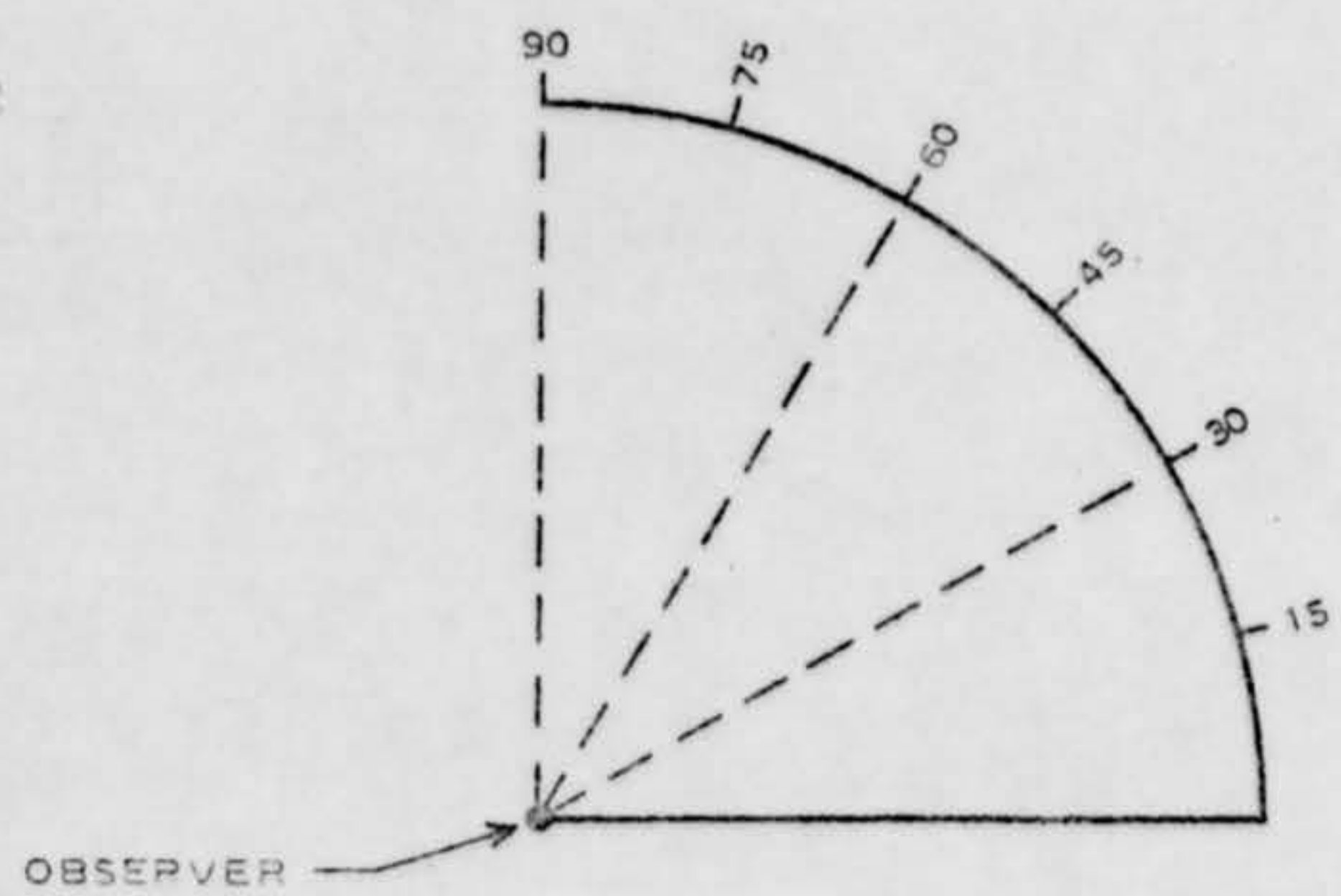
3. WHAT TIME DID YOU LAST SIGHT THE PHENOMENON?
HOUR 1900 MINUTES 01 A.M. P.M.

4. TIME/ZONE DAYLIGHT SAVINGS STANDARD
 EASTERN CENTRAL MOUNTAIN PACIFIC OTHER

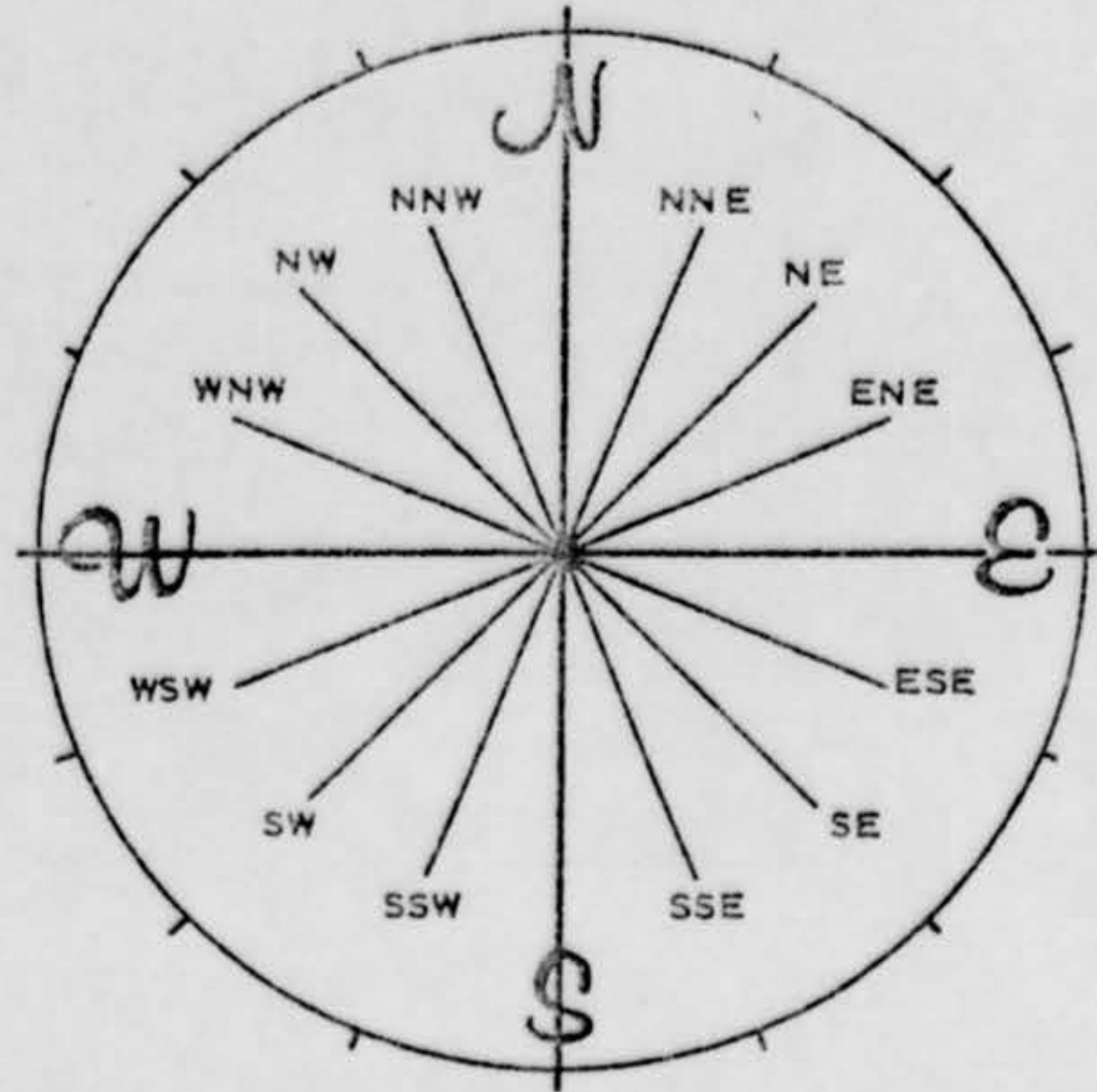
5. WHERE WERE YOU WHEN YOU SAW THE PHENOMENON? IF IN CITY, GIVE THE NEAREST STREET ADDRESS AND INDICATE ON A HAND DRAWN MAP WHERE YOU WERE STANDING WITH REFERENCE TO THE ADDRESS. IF IN THE COUNTRY, IDENTIFY THE HIGHWAY YOU WERE ON OR NEAR AND TRY TO FIX A DISTANCE AND DIRECTION FROM SOME RECOGNIZABLE LANDMARK.

BACK YARD OF HOME

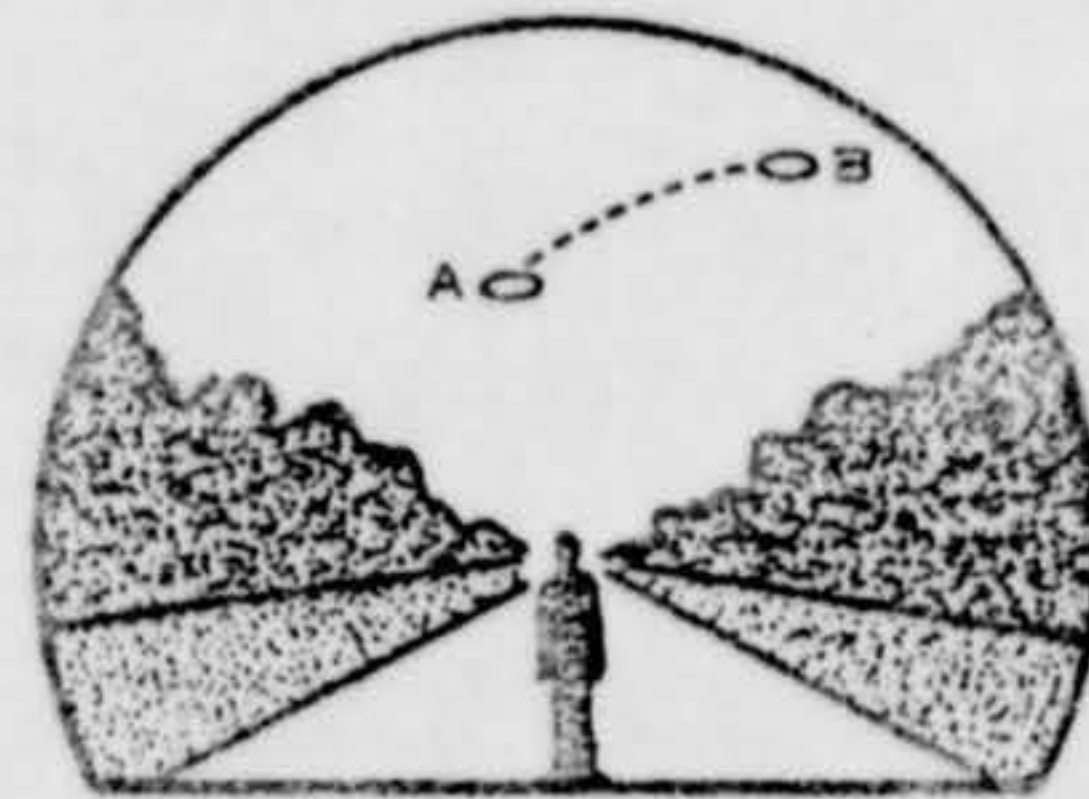

6. IMAGINE YOU ARE AT THE POINT SHOWN IN THE SKETCH, PLACE AN "A" ON THE CURVED LINE TO SHOW HOW HIGH THE PHENOMENON WAS ABOVE THE HORIZON, OR SKYLINE, WHEN FIRST SEEN. PLACE A "B" ON THE SAME CURVED LINE TO SHOW HOW HIGH ABOVE THE HORIZON THE PHENOMENON WAS WHEN LAST SEEN.



5A. NOW IMAGINE YOU ARE AT THE CENTER OF THE COMPASS ROSE. PLACE AN "A" ON THE COMPASS TO INDICATE THE DIRECTION TO THE PHENOMENON WHEN FIRST SEEN. PLACE A "B" ON THE COMPASS TO INDICATE THE DIRECTION TO THE PHENOMENON WHEN LAST SEEN.



7. IN THE SKETCH BELOW, PLACE AN "A" AT THE POSITION OF THE PHENOMENON WHEN FIRST SEEN, AND A "B" AT THE POSITION OF THE PHENOMENON WHEN LAST SEEN. CONNECT THE "A" AND "B" WITH A LINE TO APPROXIMATE THE MOVEMENT OF THE PHENOMENON BETWEEN "A" AND "B". THAT IS, SCHEMATICALLY SHOW WHETHER THE MOVEMENT APPEARED TO BE STRAIGHT, CURVED OR ZIG-ZAG. REFER TO SMALLER SKETCH AS AN EXAMPLE OF HOW TO COMPLETE THE LARGER SKETCH.



10. IF THERE WERE MORE THAN ONE PHENOMENON, HOW MANY WERE THERE? DRAW A PICTURE TO SHOW HOW THEY WERE ARRANGED. DID THIS ARRANGEMENT CHANGE DURING THE SIGHTING?

40

11. CONDITIONS (Check appropriate blocks.)

A. SKY		B. WEATHER	
<input checked="" type="checkbox"/> DAY		CUMULUS CLOUDS (<i>Low fluffy</i>)	FOG OR MIST
<input type="checkbox"/> TWILIGHT		CIRRUS CLOUDS (<i>High fleecy or Herringbone</i>)	HEAVY RAIN
<input type="checkbox"/> NIGHT			LIGHT RAIN OR DRIZZLE
<input type="checkbox"/> CLEAR		NIMBUS CLOUDS (<i>Rain</i>)	HAIL
<input type="checkbox"/> PARTLY CLOUDY		CUMULONIMBUS CLOUDS (<i>Thunderstorms</i>)	SNOW OR SLEET
<input type="checkbox"/> COMPLETELY OVERCAST			UNKNOWN
		HAZE OR SMOG	NONE OF THE ABOVE

C. IF THE SIGHTING WAS AT TWILIGHT OR NIGHT, WHAT DID YOU NOTICE ABOUT THE STARS AND MOON?

(1) STARS		(2) MOON	
<input type="checkbox"/> NONE		BRIGHT MOONLIGHT	NO MOONLIGHT
<input type="checkbox"/> A FEW		MOON WITH HALO	UNKNOWN
<input type="checkbox"/> MANY		MOON HIDDEN BY CLOUDS	
<input type="checkbox"/> UNKNOWN		PARTIAL (<i>New or quarter</i>)	

D. IF SIGHTING WAS IN DAYLIGHT, WAS THE SUN VISIBLE? YES NO. IF "YES," WHERE WAS THE SUN AS YOU FACED THE PHENOMENON?

<input type="checkbox"/> IN FRONT OF YOU	<input type="checkbox"/> TO YOUR RIGHT	<input type="checkbox"/> OVERHEAD (<i>Near noon</i>)
<input type="checkbox"/> IN BACK OF YOU	<input type="checkbox"/> TO YOUR LEFT	<input type="checkbox"/> UNKNOWN

E. SPECIFY THE MAJOR SOURCE OF ILLUMINATION PRESENT DURING THE SIGHTING, SUCH AS THE SUN, HEADLIGHTS OR STREET LAMP, ETC. FOR TERRESTRIAL ILLUMINATION, SPECIFY DISTANCE TO LIGHT SOURCE.

12. GIVE A BRIEF DESCRIPTION OF THE PHENOMENON, INDICATING WHETHER IT APPEARED DARK OR LIGHT, WHETHER IT REFLECTED LIGHT OR WAS SELF-LUMINOUS AND WHAT COLORS YOU NOTICED. DESCRIBE YOUR IMPRESSION OF WHETHER IT WAS SOLID OR TRANSPARENT, WHETHER EDGES WERE SHARP OR FUZZY. DESCRIBE THE SHAPE OR INDICATE IF IT APPEARED AS A POINT OF LIGHT. INDICATE COMPARISONS WITH OTHER OBSERVED OBJECTS, LIKE STARS, A LIGHT OR OTHER OBJECT IN YOUR FIELD OF VIEW.

15. DRAW A PICTURE THAT WILL SHOW THE SHAPE OF THE PHENOMENON. INCLUDE AND LABEL ANY DETAILS THAT MIGHT HAVE APPEARED AS WINGS OR PROTRUSIONS, AND INDICATE EXHAUST OR VAPOR TRAILS. INDICATE BY AN ARROW THE DIRECTION THE PHENOMENON WAS MOVING.

16. WHAT WAS THE ANGULAR SIZE? HOLD A MATCH AT ARM'S LENGTH IN FRONT OF A KNOWN OBJECT, SUCH AS A STREET LAMP OR THE MOON. NOTE HOW MUCH OF THE OBJECT IS COVERED BY THE HEAD OF THE MATCH. NOW IF YOU HAD BEEN ABLE TO PERFORM THIS EXPERIMENT AT THE TIME OF THE SIGHTING, ESTIMATE WHAT FRACTION OF THE PHENOMENON WOULD HAVE BEEN COVERED BY THE MATCH HEAD.

13.	DID THE PHENOMENON	YES	NO	UNKNOWN
	MOVE IN A STRAIGHT LINE?	X		
	STAND STILL AT ANYTIME?		X	
	SUDDENLY SPEED UP AND RUN AWAY?	X		
	BREAK UP IN PARTS AND EXPLODE?	X	X	
	CHANGE COLOR?		X	
	GIVE OFF SMOKE?		X	
	CHANGE BRIGHTNESS?	X		
	CHANGE SHAPE?	X		
	FLASH OR FLICKER?	X		
	DISAPPEAR AND REAPPEAR?		X	
	SPIN LIKE A TOP?		X	
	MAKE A NOISE?		X	
	FLUTTER OR WOBBLE?		X	

14. WHAT DREW YOUR ATTENTION TO THE PHENOMENON?

Watching aircraft

A. HOW DID IT FINALLY DISAPPEAR?

Went out of sight

B. DID THE PHENOMENON MOVE BEHIND OR IN FRONT OF SOMETHING, LIKE A CLOUD, TREE, OR BUILDING AT ANY TIME?

YES NO. IF "YES," DESCRIBE.

Moved behind trees

17. DID YOU OBSERVE THE PHENOMENON THROUGH ANY OF THE FOLLOWING? INCLUDE INFORMATION ON MODEL, TYPE, FILTER, LENS PRESCRIPTION OR OTHER APPLICABLE DATA.

EYEGASSES

CAMERA VIEWER

SUNGLASSES

BINOCULARS

WINDSHIELD

TELESCOPE

SIDE WINDOW OF VEHICLE

THEODOLITE

WINDOWPANE

OTHER

A. DO YOU ORDINARILY WEAR GLASSES? YES NO

B. DO YOU USE READING GLASSES? YES NO

18. WHAT WAS YOUR IMPRESSION OF THE SPEED OF THE PHENOMENON? GIVE ESTIMATE OF SPEED 1/1

19. WHAT WAS YOUR IMPRESSION OF THE DISTANCE OF THE PHENOMENON? GIVE ESTIMATE OF DISTANCE 2000'

20. IN ORDER THAT WE MAY OBTAIN AS CLEAR A PICTURE AS POSSIBLE OF WHAT YOU SAW, DESCRIBE IN YOUR OWN WORDS A COMMON OBJECT OR OBJECTS WHICH, WHEN PLACED IN THE SKY, SIMILAR TO WHERE YOU NOTED THE PHENOMENON, WOULD BEAR SOME RESEMBLANCE TO WHAT YOU SAW. DESCRIBE SIMILARITIES AND DIFFERENCES BETWEEN THE COMMON OBJECT AND WHAT YOU SAW.

21. DID YOU NOTICE ANY ODOR, NOISE, OR HEAT EMANATING FROM THE PHENOMENON OR ANY EFFECT ON YOURSELF, ANIMALS OR MACHINERY IN THE VICINITY? YES NO. IF "YES," DESCRIBE.

A. DID THE PHENOMENON DISTURB THE GROUND OR LEAVE ANY PHYSICAL EVIDENCE. YES NO. IF "YES," DESCRIBE.

ITEMS 1-4 TO BE ON ORIGINAL QUESTIONNAIRE

SIGHTING OF UNIDENTIFIED PHENOMENA QUESTIONNAIRE

BUDGET BUREAU APPROVAL
NUMBER 21-R258

THIS QUESTIONNAIRE HAS BEEN PREPARED SO THAT YOU CAN GIVE THE U.S. AIR FORCE AS MUCH INFORMATION AS POSSIBLE CONCERNING THE UNIDENTIFIED PHENOMENON THAT YOU HAVE OBSERVED. PLEASE TRY TO ANSWER ALL OF THE QUESTIONS. THE INFORMATION YOU GIVE WILL BE USED FOR RESEARCH PURPOSES. YOUR NAME WILL NOT BE USED IN CONNECTION WITH ANY OF YOUR STATEMENTS OR CONCLUSIONS WITHOUT YOUR PERMISSION. RETURN TO AIR FORCE BASE INVESTIGATOR FOR FORWARDING TO FTD (TDETR), WRIGHT-PATTERSON AFB, OHIO 45433, 1AW AFR 80-17. (IF ADDITIONAL SHEETS ARE NEEDED FOR NARRATIVE OR SKETCHES ATTACH SECURELY TO THIS FORM OR ANNOTATE WITH YOUR NAME FOR IDENTIFICATION.)

1. WHEN DID YOU SEE THE PHENOMENON?

DAY 5 MONTH JUNE YEAR 1969

2. WHAT TIME DID YOU FIRST SIGHT THE PHENOMENON?

HOUR 1750 MINUTES _____ A.M. P.M.

3. WHAT TIME DID YOU LAST SIGHT THE PHENOMENON?

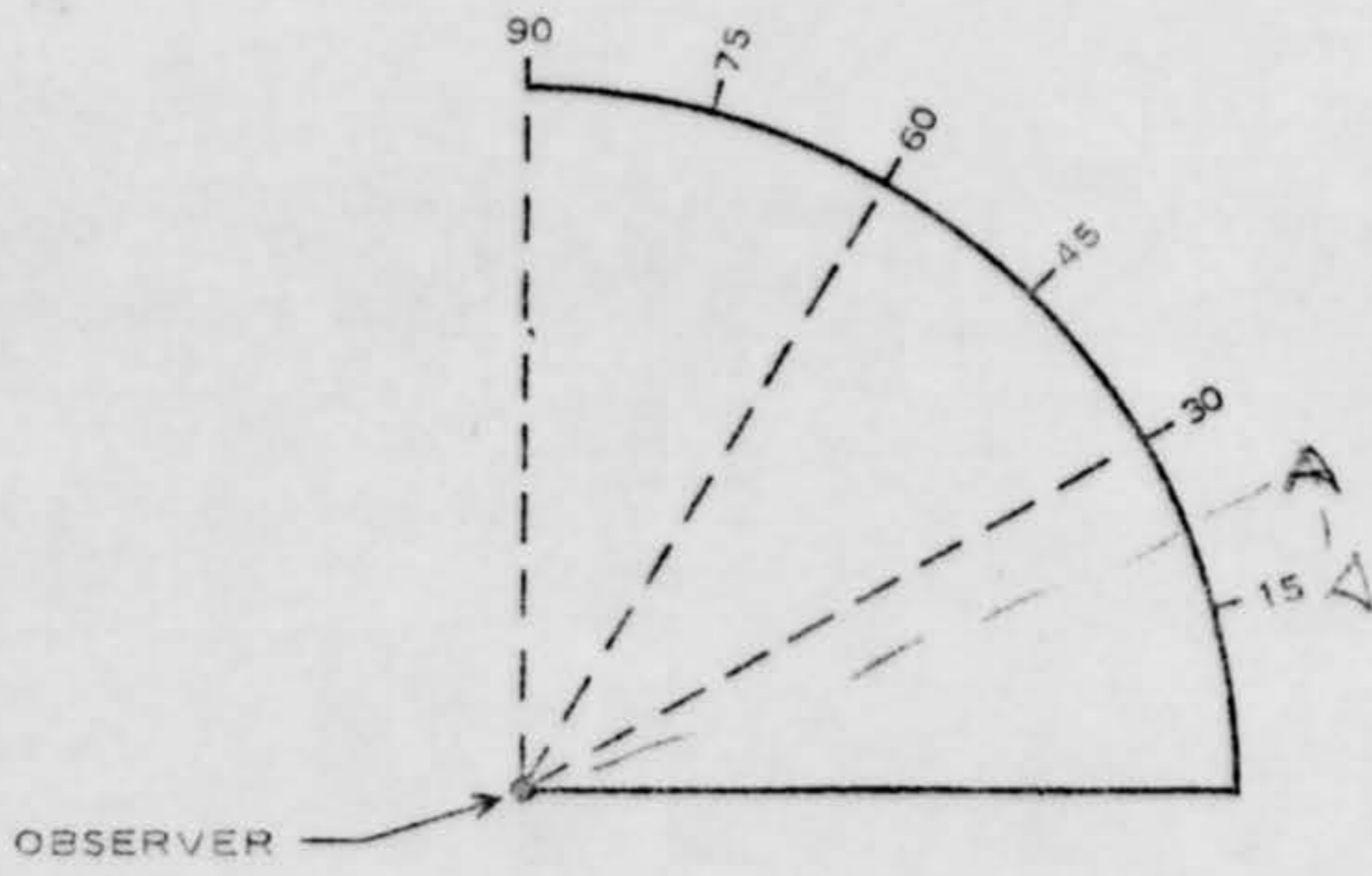
HOUR _____ MINUTES _____ A.M. P.M.

4. TIME/ZONE

EASTERN CENTRAL MOUNTAIN PACIFIC OTHER
 DAYLIGHT SAVINGS STANDARD

5. WHERE WERE YOU WHEN YOU SAW THE PHENOMENON? IF IN CITY, GIVE THE NEAREST STREET ADDRESS AND INDICATE ON A HAND DRAWN MAP WHERE YOU WERE STANDING WITH REFERENCE TO THE ADDRESS. IF IN THE COUNTRY, IDENTIFY THE HIGHWAY YOU WERE ON OR NEAR AND TRY TO FIX A DISTANCE AND DIRECTION FROM SOME RECOGNIZABLE LANDMARK.

6. IMAGINE YOU ARE AT THE POINT SHOWN IN THE SKETCH. PLACE AN "A" ON THE CURVED LINE TO SHOW HOW HIGH THE PHENOMENON WAS ABOVE THE HORIZON, OR SKYLINE, WHEN FIRST SEEN. PLACE A "B" ON THE SAME CURVED LINE TO SHOW HOW HIGH ABOVE THE HORIZON THE PHENOMENON WAS WHEN LAST SEEN.



22. HAVE YOU EVER SEEN THIS OR A SIMILAR PHENOMENON BEFORE? YES NO. IF "YES," GIVE DATE AND LOCATION.

23. WAS ANYONE WITH YOU AT THE TIME YOU SAW THE PHENOMENON? YES NO. IF "YES," DID THEY SEE IT TOO?
 YES NO.

A. LIST THEIR NAMES AND ADDRESSES

Husband's son

24. GIVE THE FOLLOWING INFORMATION ABOUT YOURSELF

NAME MIDDLE NAME

~~REDACTED~~ *FIELD IND 46140*

TELEPHONE NUMBER (number) AGE *47* MALE FEMALE

INDICATE ADDITIONAL INFORMATION INCLUDING OCCUPATION AND ANY EXPERIENCE WHICH MAY BE PERTINENT.

25. WHEN AND TO WHOM DID YOU REPORT THAT YOU HAD SIGHTED THIS PHENOMENON?

NAME _____ DAY _____ MONTH _____ YEAR _____

26. DATE YOU COMPLETED THIS QUESTIONNAIRE.

DAY _____ MONTH _____ YEAR _____

DEPARTMENT OF THE AIR FORCE
HEADQUARTERS 1400 AIR BASE WING (MAC)
SCOTT AIR FORCE BASE, ILLINOIS 62225



REPLY TO
ATTN OF 1400(OB)

30 July 1969

SUBJECT: UFO Report

TO: FTD(TDPT(UFO))
Wright Patterson AFB, Ohio

1. Attached AF Form 117 on a UFO sighting by [REDACTED] is forwarded for appropriate action.

2. Weather information for Scott AFB during the applicable time period was as follows:

a. Winds

<u>Altitude</u>	<u>Degrees</u>	<u>Knots</u>
Surface	25	8
6,000	28	20
10,000	1	10
16,000	32	30
20,000	33	30
30,000	34	50
50,000	34	35

b. Ceiling: None

c. Visibility: Unlimited

d. Amount of cloud cover: Slight

John B. Dodge
JOHN B. DODGE, Capt, USAF
Assistant Base Operations Officer

1 Atch
AF Form 117

SIGHTING OF UNIDENTIFIED PHENOMENA QUESTIONNAIRE

BUDGET BUREAU APPROVAL
NUMBER 21-R258

THIS QUESTIONNAIRE HAS BEEN PREPARED SO THAT YOU CAN GIVE THE U.S. AIR FORCE AS MUCH INFORMATION AS POSSIBLE CONCERNING THE UNIDENTIFIED PHENOMENON THAT YOU HAVE OBSERVED. PLEASE TRY TO ANSWER ALL OF THE QUESTIONS. THE INFORMATION YOU GIVE WILL BE USED FOR RESEARCH PURPOSES. YOUR NAME WILL NOT BE USED IN CONNECTION WITH ANY OF YOUR STATEMENTS OR CONCLUSIONS WITHOUT YOUR PERMISSION. RETURN TO AIR FORCE BASE INVESTIGATOR FOR FORWARDING TO FTD (TDETR), WRIGHT-PATTERSON AFB, OHIO 45433, IAW AFR 80-17. (IF ADDITIONAL SHEETS ARE NEEDED FOR NARRATIVE OR SKETCHES ATTACH SECURELY TO THIS FORM OR ANNOTATE WITH YOUR NAME FOR IDENTIFICATION.)

1. WHEN DID YOU SEE THE PHENOMENON?

DAY 5 MONTH June YEAR 1969

2. WHAT TIME DID YOU FIRST SIGHT THE PHENOMENON?

HOUR 5 MINUTES 50 A.M. P.M.

3. WHAT TIME DID YOU LAST SIGHT THE PHENOMENON?

HOUR 5 MINUTES 52 A.M. P.M.

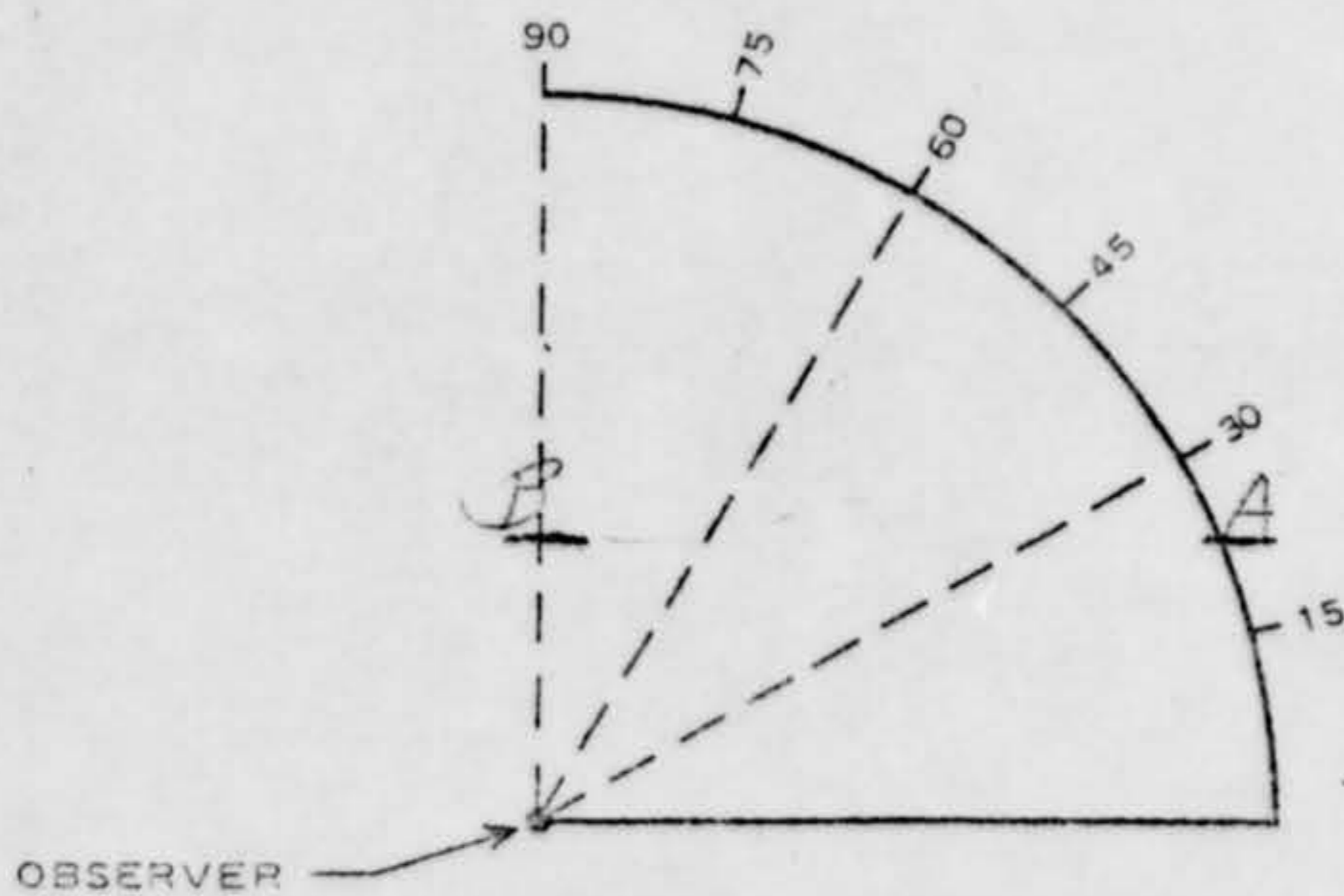
4. TIME ZONE

DAYLIGHT SAVINGS STANDARD
 EASTERN CENTRAL MOUNTAIN PACIFIC OTHER

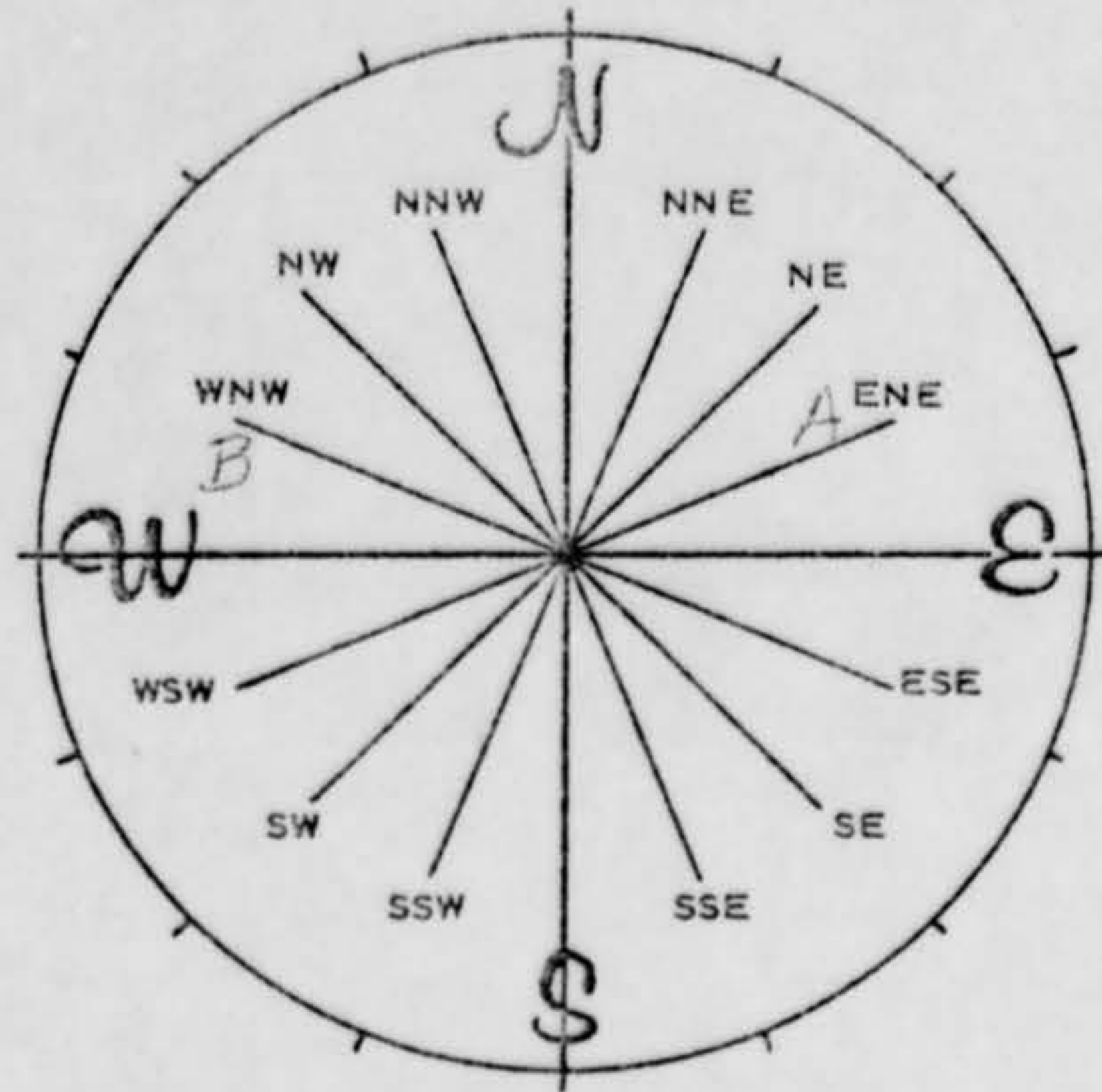
5. WHERE WERE YOU WHEN YOU SAW THE PHENOMENON? IF IN CITY, GIVE THE NEAREST STREET ADDRESS AND INDICATE ON A HAND DRAWN MAP WHERE YOU WERE STANDING WITH REFERENCE TO THE ADDRESS. IF IN THE COUNTRY, IDENTIFY THE HIGHWAY YOU WERE ON OR NEAR AND TRY TO FIX A DISTANCE AND DIRECTION FROM SOME RECOGNIZABLE LANDMARK.



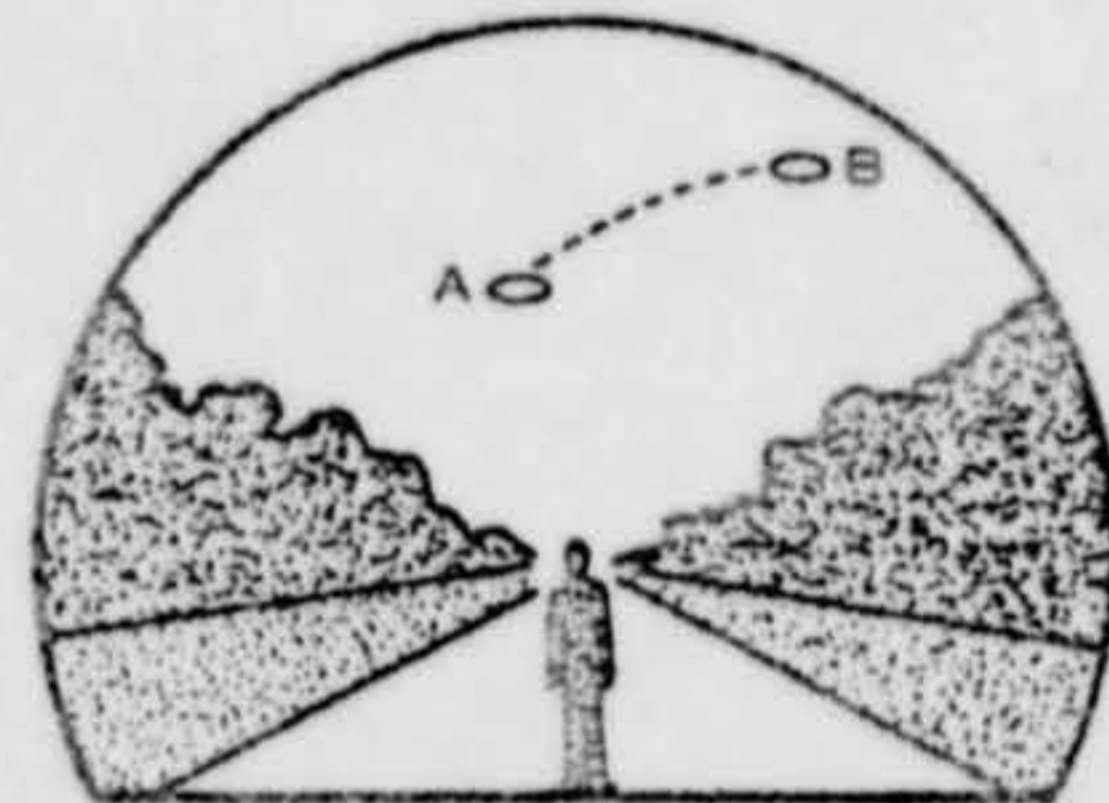
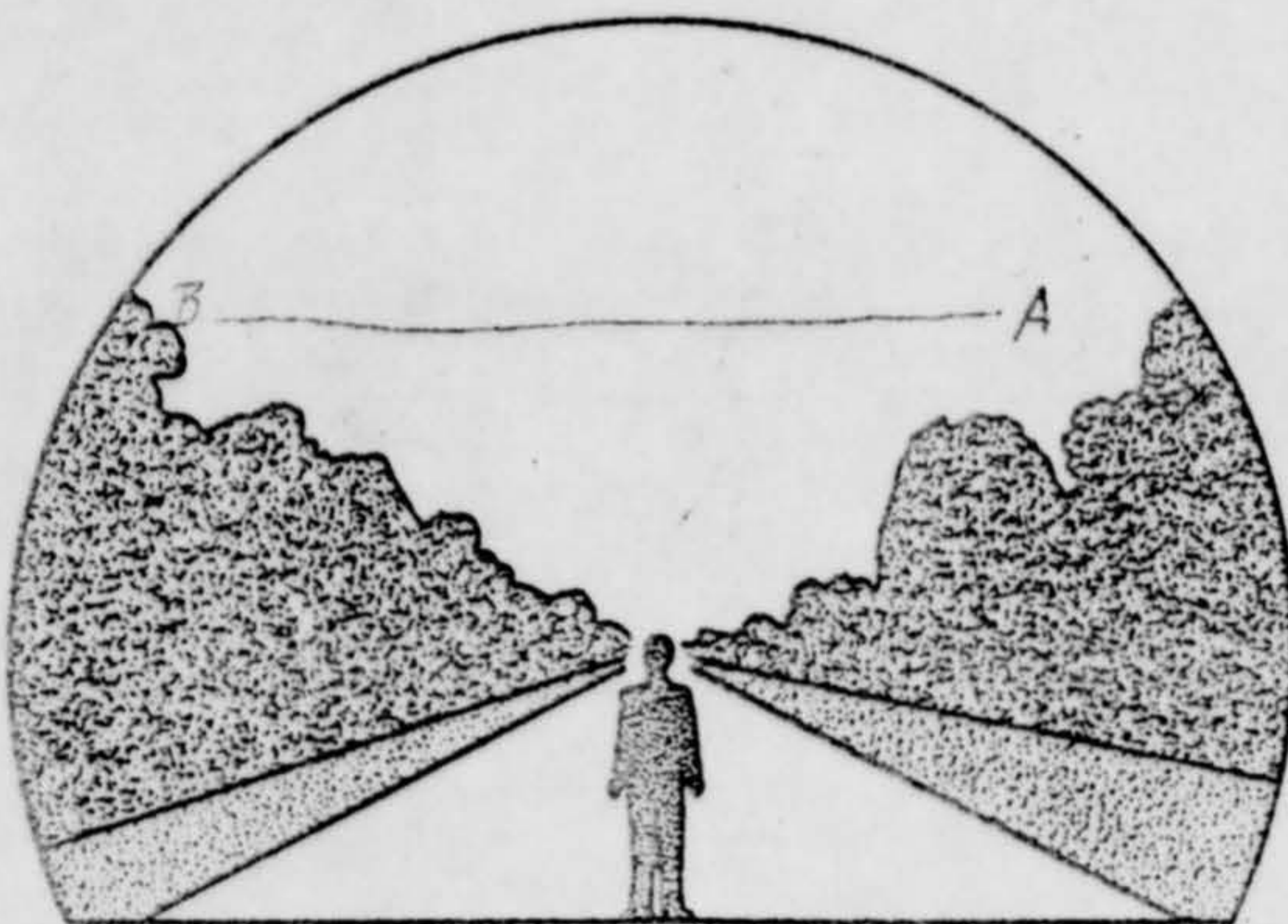
6. IMAGINE YOU ARE AT THE POINT SHOWN IN THE SKETCH. PLACE AN "A" ON THE CURVED LINE TO PHENOMENON WAS ABOVE THE HORIZON, OR SKYLINE, WHEN FIRST SEEN. PLACE A "B" ON THE SAME CURVED LINE TO SHOW HOW HIGH ABOVE THE HORIZON THE PHENOMENON WAS WHEN LAST SEEN.



5A. NOW IMAGINE YOU ARE AT THE CENTER OF THE COMPASS ROSE. PLACE AN "A" ON THE COMPASS TO INDICATE THE DIRECTION TO THE PHENOMENON WHEN FIRST SEEN. PLACE A "B" ON THE COMPASS TO INDICATE THE DIRECTION TO THE PHENOMENON WHEN LAST SEEN.



7. IN THE SKETCH BELOW, PLACE AN "A" AT THE POSITION OF THE PHENOMENON WHEN FIRST SEEN, AND A "B" AT THE POSITION OF THE PHENOMENON WHEN LAST SEEN. CONNECT THE "A" AND "B" WITH A LINE TO APPROXIMATE THE MOVEMENT OF THE PHENOMENON BETWEEN "A" AND "B". THAT IS, SCHEMATICALLY SHOW WHETHER THE MOVEMENT APPEARED TO BE STRAIGHT, CURVED OR ZIG-ZAG. REFER TO SMALLER SKETCH AS AN EXAMPLE OF HOW TO COMPLETE THE LARGER SKETCH.



8. WHERE WERE YOU WHEN YOU SAW THE PHENOMENON? (Check appropriate blocks.)

<input checked="" type="checkbox"/> OUTDOORS		IN BUSINESS SECTION OF CITY
IN BUILDING		IN RESIDENTIAL SECTION OF CITY
IN CAR <input type="checkbox"/> AS DRIVER <input type="checkbox"/> AS PASSENGER		IN OPEN COUNTRYSIDE
IN BOAT		NEAR AIRFIELD
IN AIRPLANE <input type="checkbox"/> AS PILOT <input type="checkbox"/> AS PASSENGER		FLYING OVER CITY
OTHER		FLYING OVER OPEN COUNTRY
		OTHER

A. IF YOU WERE IN A VEHICLE, COMPLETE THE FOLLOWING:


WHAT DIRECTION WERE YOU MOVING?		HOW FAST WERE YOU MOVING?
NORTH	EAST	DID YOU STOP ANYTIME WHILE OBSERVING THE PHENOMENON? <input type="checkbox"/> YES <input type="checkbox"/> NO
SOUTH	WEST	
NORTHEAST	SOUTHEAST	
NORTHWEST	SOUTHWEST	

EXPLAIN WHETHER SUCH MOVEMENT AFFECTS YOUR SKETCHES IN ITEMS 5 AND 6.

DESCRIBE TYPE OF VEHICLE YOU WERE IN AND TYPE OF ROAD, TERRAIN OR BODY OF WATER YOU TRAVERSED DURING THE SIGHTING. STATE WHETHER WINDOWS OR CONVERTIBLE TOP WERE UP OR DOWN.

HOW MUCH OTHER TRAFFIC WAS THERE?

DID YOU NOTICE ANY AIRPLANES? YES NO. IF "YES," DESCRIBE WHEN THEY WERE IN SIGHT RELATIVE TO THE TIME OF SIGHTING THE PHENOMENON AND WHERE THEY WERE IN THE SKY RELATIVE TO THE POSITION OF THE PHENOMENON.



9. HOW LONG WAS THE PHENOMENON IN SIGHT?

LENGTH OF TIME	2 to 5 seconds	CERTAIN OF TIME	NOT VERY SURE
		<input checked="" type="checkbox"/> FAIRLY CERTAIN	JUST A GUESS

HOW WAS TIME DETERMINED? *guessed*

WAS THE PHENOMENON IN SIGHT CONTINUOUSLY? YES NO. IF "NO," INDICATE WHETHER THIS IS DUE TO YOUR MOVEMENT OR THE BEHAVIOR OF THE PHENOMENON, AND DESCRIBE SUCH MOVEMENT OR BEHAVIOR. INDICATE DISAPPEARANCES ON PREVIOUS SKETCHES.

My view of the horizon was blocked by a building very near me but I saw the objects reappear on the other side of the building and proceed toward the sunset where I lost them in the glare

10. IF THERE WERE MORE THAN ONE PHENOMENON, HOW MANY WERE THERE? DRAW A PICTURE TO SHOW HOW THEY WERE ARRANGED. DID THIS ARRANGEMENT CHANGE DURING THE SIGHTING?

○ ○

The distance between the two objects remained the same throughout the entire sighting.
 The objects were equal in size and one followed the other.

11. CONDITIONS (Check appropriate blocks.)

A. SKY		B. WEATHER	
<input checked="" type="checkbox"/> DAY		<input checked="" type="checkbox"/> CUMULUS CLOUDS (Low fluffy)	FOG OR MIST
TWILIGHT		CIRRUS CLOUDS (High fleecy or Herringbone)	HEAVY RAIN
NIGHT			LIGHT RAIN OR DRIZZLE
CLEAR		NIMBUS CLOUDS (Rain)	HAIL
<input checked="" type="checkbox"/> PARTLY CLOUDY		CUMULONIMBUS CLOUDS (Thunderstorms)	SNOW OR SLEET
COMPLETELY OVERCAST			UNKNOWN
		HAZE OR SMOG	<input checked="" type="checkbox"/> NONE OF THE ABOVE

C. IF THE SIGHTING WAS AT TWILIGHT OR NIGHT, WHAT DID YOU NOTICE ABOUT THE STARS AND MOON?

(1) STARS		(2) MOON	
<input checked="" type="checkbox"/> NONE		BRIGHT MOONLIGHT	NO MOONLIGHT
A FEW		MOON WITH HALO	UNKNOWN
MANY		MOON HIDDEN BY CLOUDS	
UNKNOWN		PARTIAL (New or quarter)	

D. IF SIGHTING WAS IN DAYLIGHT, WAS THE SUN VISIBLE? YES NO. IF "YES," WHERE WAS THE SUN AS YOU FACED THE PHENOMENON?

to my left

<input checked="" type="checkbox"/> IN FRONT OF YOU	<input type="checkbox"/> TO YOUR RIGHT	<input type="checkbox"/> OVERHEAD (Near noon)
<input type="checkbox"/> IN BACK OF YOU	<input checked="" type="checkbox"/> TO YOUR LEFT	<input type="checkbox"/> UNKNOWN

E. SPECIFY THE MAJOR SOURCE OF ILLUMINATION PRESENT DURING THE SIGHTING, SUCH AS THE SUN, HEADLIGHTS OR STREET LAMP, ETC. FOR TERRESTRIAL ILLUMINATION, SPECIFY DISTANCE TO LIGHT SOURCE.

Sun

12. GIVE A BRIEF DESCRIPTION OF THE PHENOMENON, INDICATING WHETHER IT APPEARED DARK OR LIGHT, WHETHER IT REFLECTED LIGHT OR WAS SELF-LUMINOUS AND WHAT COLORS YOU NOTICED. DESCRIBE YOUR IMPRESSION OF WHETHER IT WAS SOLID OR TRANSPARENT, WHETHER EDGES WERE SHARP OR FUZZY. DESCRIBE THE SHAPE OR INDICATE IF IT APPEARED AS A POINT OF LIGHT. INDICATE COMPARISONS WITH OTHER OBSERVED OBJECTS, LIKE STARS, A LIGHT OR OTHER OBJECT IN YOUR FIELD OF VIEW.

Objects were self-luminous and very bright with a slight blue-green tint that was very pale. The main color was white with the tint.

Objects appeared solid with sharp edges near the front or ^{most} forward portion with the tails being ~~less~~ distinct.

Objects were not like a point of light. There were no other objects in my vision with even similar properties other than the sun.

13.	DID THE PHENOMENON	YES	NO	UNKNOWN
	MOVE IN A STRAIGHT LINE?	✓		
	STAND STILL AT ANYTIME?		✓	
	SUDDENLY SPEED UP AND RUN AWAY?		✓	
	BREAK UP IN PARTS AND EXPLODE?		✓	
	CHANGE COLOR?		✓	
	GIVE OFF SMOKE?		✓	
	CHANGE BRIGHTNESS?		✓	
	CHANGE SHAPE?		✓	
	FLASH OR FLICKER?	✓		
	DISAPPEAR AND REAPPEAR?		✓	
	SPIN LIKE A TOP?		✓	
	MAKE A NOISE?		✓	
	FLUTTER OR WOBBLE?		✓	

14. WHAT DREW YOUR ATTENTION TO THE PHENOMENON?

Not sure but believe the brightness of the object and the tremendous speed. The object was low enough in the horizon that it caught the edge of my vision.

A. HOW DID IT FINALLY DISAPPEAR?

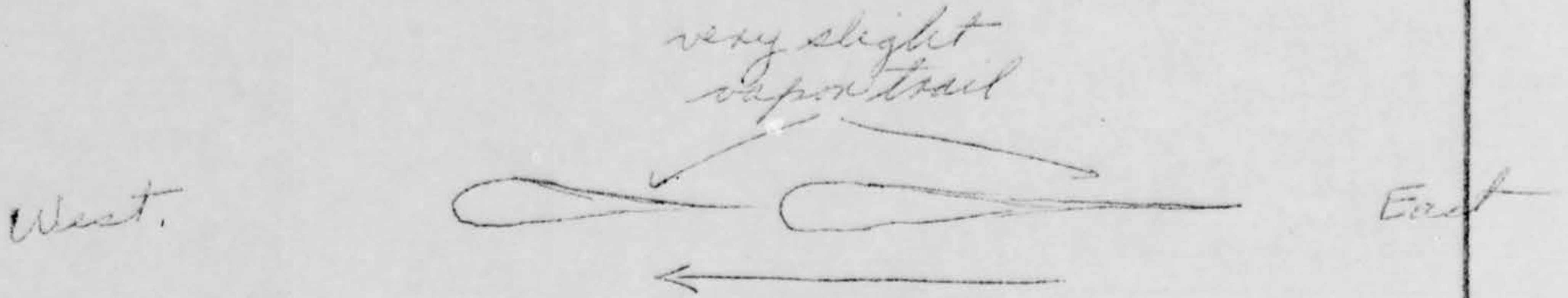
Disappeared out my vision toward the setting sun.

B. DID THE PHENOMENON MOVE BEHIND OR IN FRONT OF SOMETHING, LIKE A CLOUD, TREE, OR BUILDING AT ANY TIME?
 YES NO. IF "YES," DESCRIBE.

I was standing in the middle of an apt. building complex so that the next building was so close to me it blocked part of my view of the horizon and the object. The object past behind the building and reappeared at the attitude, speed, and positions as before I lost momentary sight of them.

15. DRAW A PICTURE THAT WILL SHOW THE SHAPE OF THE PHENOMENON. INCLUDE AND LABEL ANY DETAILS THAT MIGHT HAVE APPEARED AS WINGS OR PROTRUSIONS, AND INDICATE EXHAUST OR VAPOR TRAILS. INDICATE BY AN ARROW THE DIRECTION THE PHENOMENON WAS MOVING.

No protrusions were apparent,



16. WHAT WAS THE ANGULAR SIZE? HOLD A MATCH AT ARM'S LENGTH IN FRONT OF A KNOWN OBJECT, SUCH AS A STREET LAMP OR THE MOON. NOTE HOW MUCH OF THE OBJECT IS COVERED BY THE HEAD OF THE MATCH. NOW IF YOU HAD BEEN ABLE TO PERFORM THIS EXPERIMENT AT THE TIME OF THE SIGHTING, ESTIMATE WHAT FRACTION OF THE PHENOMENON WOULD HAVE BEEN COVERED BY THE MATCH HEAD.

$\frac{3}{4}$ to $\frac{1}{2}$ of each object would have been covered by the match head.

17. DID YOU OBSERVE THE PHENOMENON THROUGH ANY OF THE FOLLOWING? INCLUDE INFORMATION ON MODEL, TYPE, FILTER, LENS PRESCRIPTION OR OTHER APPLICABLE DATA.

EYEGASSES	CAMERA VIEWER
SUNGLASSES	BINOCULARS
WINDSHIELD	TELESCOPE
SIDE WINDOW OF VEHICLE	THEODOLITE
WINDOWPANE	OTHER

A. DO YOU ORDINARILY WEAR GLASSES? YES NO

B. DO YOU USE READING GLASSES? YES NO

18. WHAT WAS YOUR IMPRESSION OF THE SPEED OF THE PHENOMENON? GIVE ESTIMATE OF SPEED.

19. WHAT WAS YOUR IMPRESSION OF THE DISTANCE OF THE PHENOMENON? GIVE ESTIMATE OF DISTANCE.

20. IN ORDER THAT WE MAY OBTAIN AS CLEAR A PICTURE AS POSSIBLE OF WHAT YOU SAW, DESCRIBE IN YOUR OWN WORDS A COMMON OBJECT OR OBJECTS WHICH, WHEN PLACED IN THE SKY, SIMILAR TO WHERE YOU NOTED THE PHENOMENON, WOULD BEAR SOME RESEMBLANCE TO WHAT YOU SAW. DESCRIBE SIMILARITIES AND DIFFERENCES BETWEEN THE COMMON OBJECT AND WHAT YOU SAW.

appeared to be more like two meteors
except for the fact that one was not
smaller nor did it ever decrease in speed
and drop away from the main portion
as I have observed before. Also the almost
parallel course with the horizon was
another factor I thought unusual. As for
the objects themselves, they were more
like two meteors than anything I can think
of except for the above differences.

21. DID YOU NOTICE ANY ODOR, NOISE, OR HEAT EMANATING FROM THE PHENOMENON OR ANY EFFECT ON YOURSELF, ANIMALS OR MACHINERY IN THE VICINITY? YES NO. IF "YES," DESCRIBE.

A. DID THE PHENOMENON DISTURB THE GROUND OR LEAVE ANY PHYSICAL EVIDENCE. YES NO. IF "YES," DESCRIBE.

22. HAVE YOU EVER SEEN THIS OR A SIMILAR PHENOMENON BEFORE? YES NO. IF "YES," GIVE DATE AND LOCATION.

23. WAS ANYONE WITH YOU AT THE TIME YOU SAW THE PHENOMENON? YES NO. IF "YES," DID THEY SEE IT TOO?
 YES NO.

A. LIST THEIR NAMES AND ADDRESSES

Mr. [REDACTED] St. Ann, Mo. 63074

24. GIVE THE FOLLOWING INFORMATION ABOUT YOURSELF

LAST NAME, FIRST NAME AND INITIALS [REDACTED]

ADDRESS (Street, City, State, Zip) [REDACTED] *Ann, Mo 63074*

TELEPHONE (Area code and number) [REDACTED] AGE *26* MALE FEMALE

INDICATE ADDITIONAL INFORMATION INCLUDING OCCUPATION AND ANY EXPERIENCE WHICH MAY BE PERTINENT.

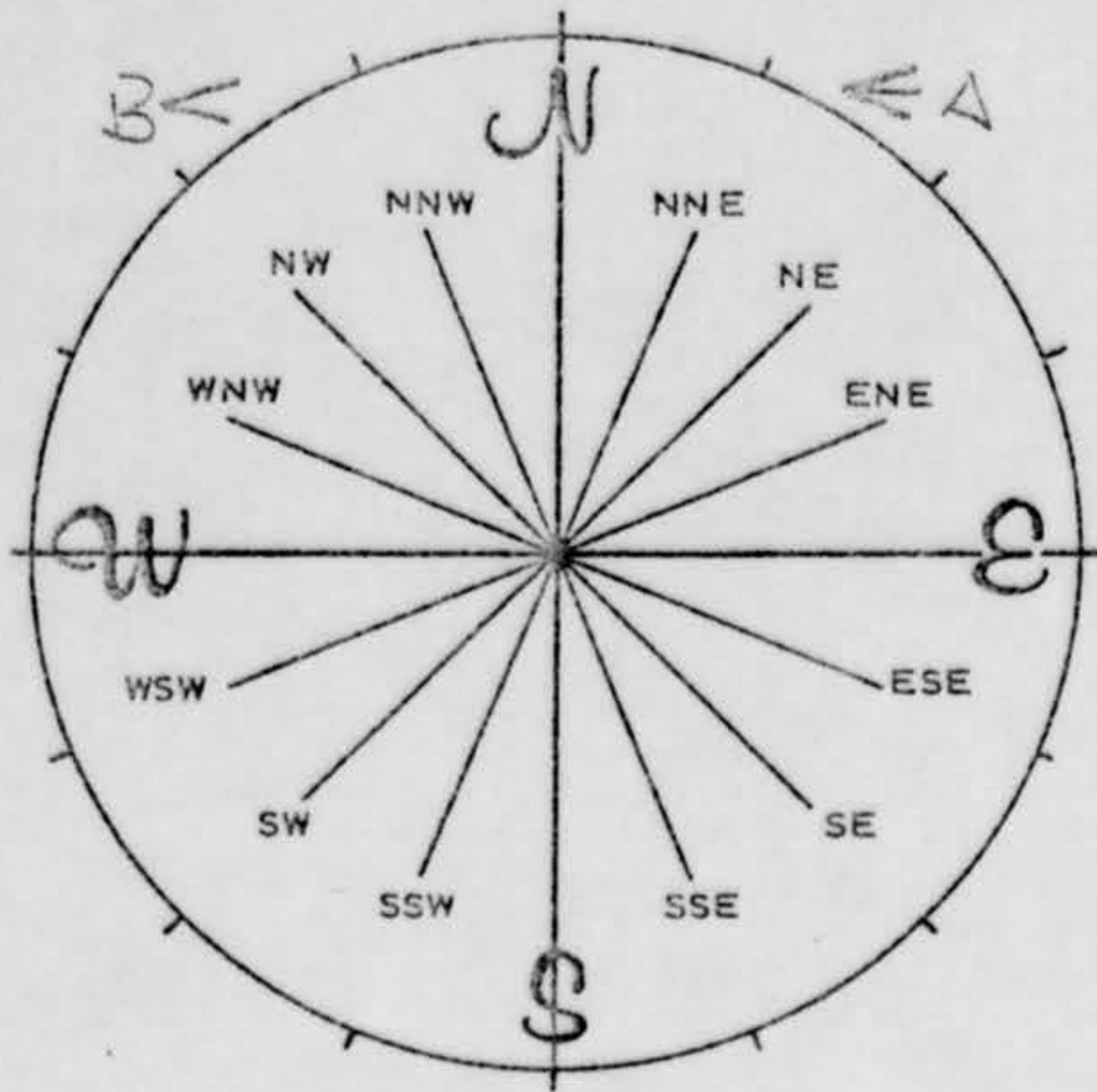
*Master's degree in biology
Taught college and Junior High
Taught earth science.
Have spent many evenings observing
announced meteor showers.*

25. WHEN AND TO WHOM DID YOU REPORT THAT YOU HAD SIGHTED THIS PHENOMENON?
FAR Office Lambert field reported me to Scott - gave me the telephone number

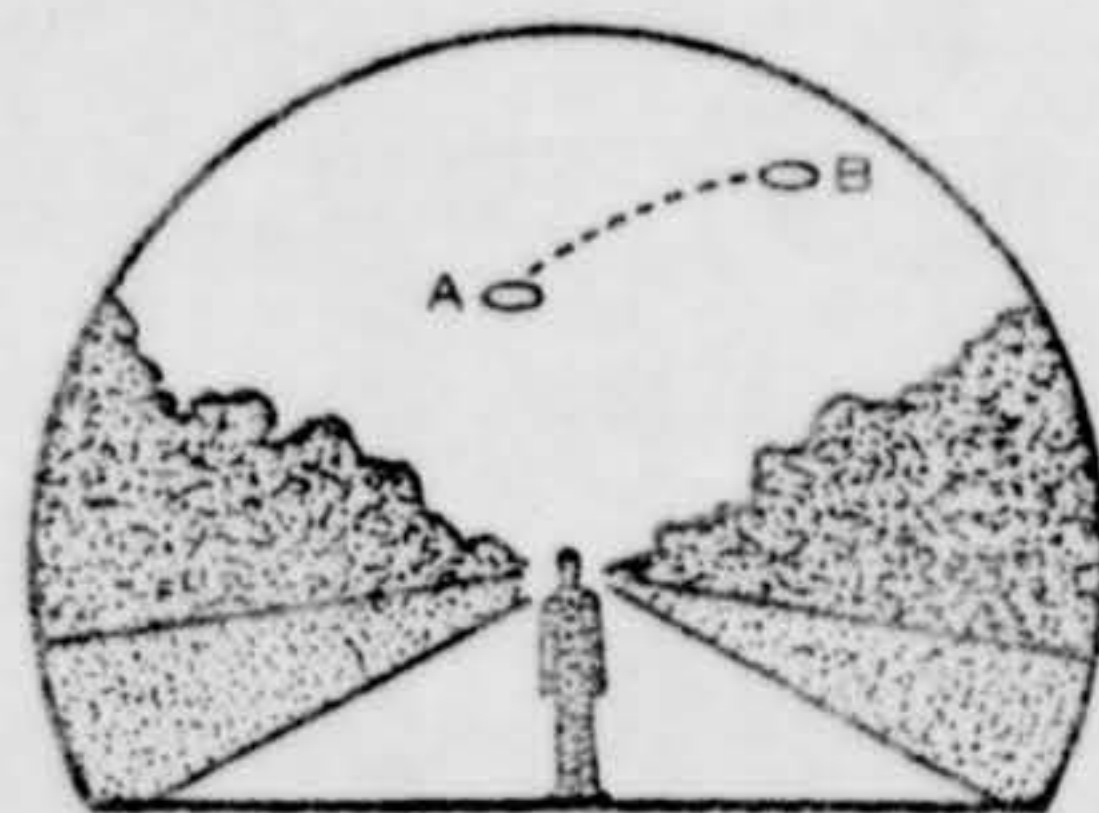
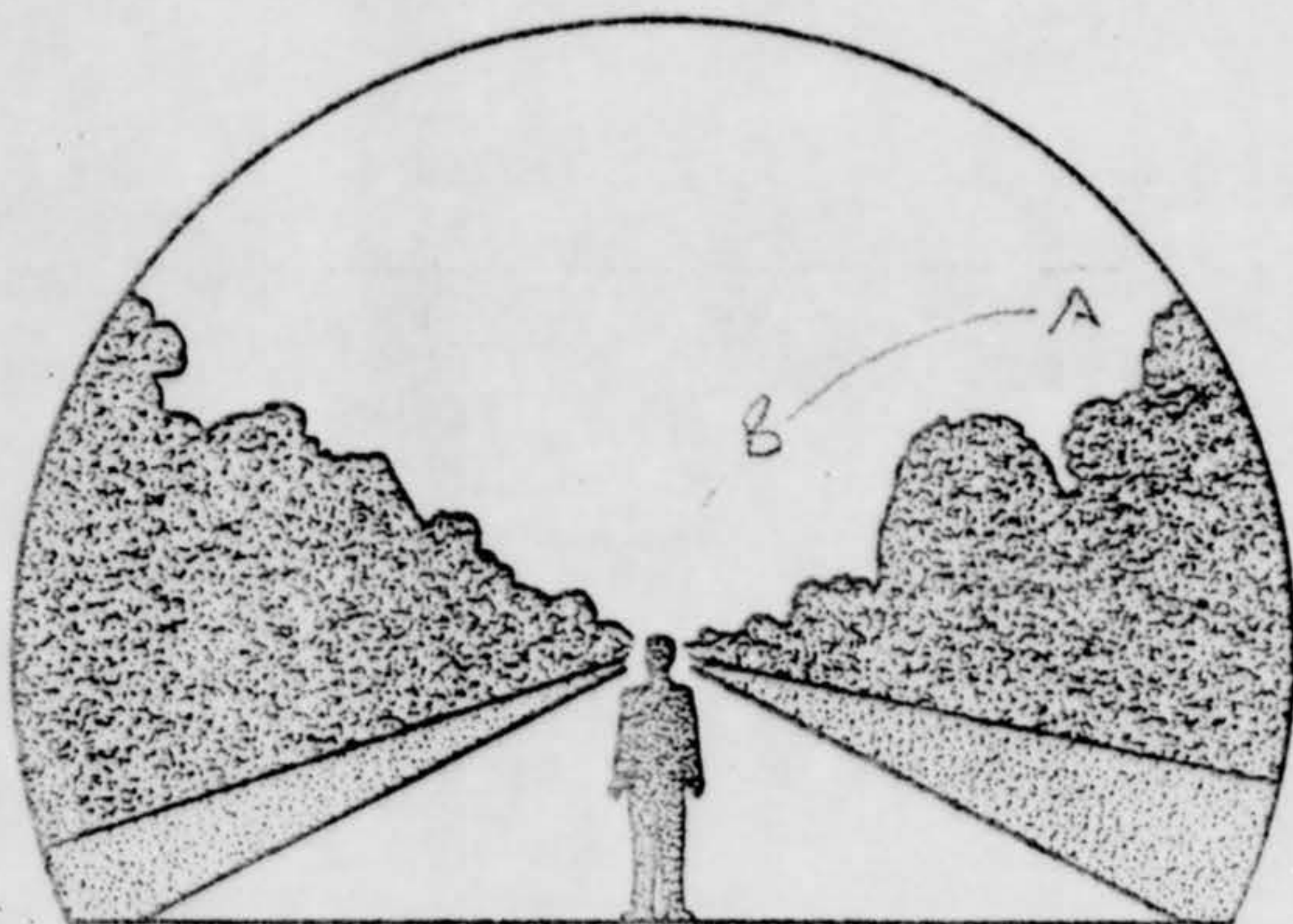
NAME *Scott Rex Louis Bass* DAY *5* MONTH *June* YEAR *1969* *to call.*

26. DATE YOU COMPLETED THIS QUESTIONNAIRE.
DAY *25* MONTH *June* YEAR *1969*

6A. NOW IMAGINE YOU ARE AT THE CENTER OF THE COMPASS ROSE. PLACE AN "A" ON THE COMPASS TO INDICATE THE DIRECTION TO THE PHENOMENON WHEN FIRST SEEN. PLACE A "B" ON THE COMPASS TO INDICATE THE DIRECTION TO THE PHENOMENON WHEN LAST SEEN.



7. IN THE SKETCH BELOW, PLACE AN "A" AT THE POSITION OF THE PHENOMENON WHEN FIRST SEEN, AND A "B" AT THE POSITION OF THE PHENOMENON WHEN LAST SEEN. CONNECT THE "A" AND "B" WITH A LINE TO APPROXIMATE THE MOVEMENT OF THE PHENOMENON BETWEEN "A" AND "B". THAT IS, SCHEMATICALLY SHOW WHETHER THE MOVEMENT APPEARED TO BE STRAIGHT, CURVED OR ZIG-ZAG. REFER TO SMALLER SKETCH AS AN EXAMPLE OF HOW TO COMPLETE THE LARGER SKETCH.



8. WHERE WERE YOU WHEN YOU SAW THE PHENOMENON? (Check appropriate blocks.)

OUTDOORS		IN BUSINESS SECTION OF CITY
IN BUILDING		IN RESIDENTIAL SECTION OF CITY
IN CAR <input type="checkbox"/> AS DRIVER <input type="checkbox"/> AS PASSENGER		IN OPEN COUNTRYSIDE
IN BOAT		NEAR AIRFIELD
<input checked="" type="checkbox"/> IN AIRPLANE <input checked="" type="checkbox"/> AS PILOT <input type="checkbox"/> AS PASSENGER		FLYING OVER CITY
OTHER	<input checked="" type="checkbox"/>	FLYING OVER OPEN COUNTRY
		OTHER

9. IF YOU WERE IN A VEHICLE, COMPLETE THE FOLLOWING:

WHAT DIRECTION WERE YOU MOVING?		HOW FAST WERE YOU MOVING?
NORTH	EAST	DID YOU STOP ANYTIME WHILE OBSERVING THE PHENOMENON? <input type="checkbox"/> YES <input type="checkbox"/> NO
SOUTH	WEST	
NORTHEAST	SOUTHEAST	
NORTHWEST	SOUTHWEST	

EXPLAIN WHETHER SUCH MOVEMENT AFFECTS YOUR SKETCHES IN ITEMS 5 AND 6.

DESCRIBE TYPE OF VEHICLE YOU WERE IN AND TYPE OF ROAD, TERRAIN OR BODY OF WATER YOU TRAVERSED DURING THE SIGHTING. STATE WHETHER WINDOWS OR CONVERTIBLE TOP WERE UP OR DOWN.

HOW MUCH OTHER TRAFFIC WAS THERE?

DID YOU NOTICE ANY AIRPLANES? YES NO. IF "YES," DESCRIBE WHEN THEY WERE IN SIGHT RELATIVE TO THE TIME OF SIGHTING THE PHENOMENON AND WHERE THEY WERE IN THE SKY RELATIVE TO THE POSITION OF THE PHENOMENON.

9. HOW LONG WAS THE PHENOMENON IN SIGHT?

LENGTH OF TIME	CERTAIN OF TIME	NOT VERY SURE
	FAIRLY CERTAIN	JUST A GUESS

HOW WAS TIME DETERMINED?

WAS THE PHENOMENON IN SIGHT CONTINUOUSLY? YES NO. IF "NO," INDICATE WHETHER THIS IS DUE TO YOUR MOVEMENT OR THE BEHAVIOR OF THE PHENOMENON, AND DESCRIBE SUCH MOVEMENT OR BEHAVIOR. INDICATE DISAPPEARANCES ON PREVIOUS SKETCHES.

10. IF THERE WERE MORE THAN ONE PHENOMENON, HOW MANY WERE THERE? DRAW A PICTURE TO SHOW HOW THEY WERE ARRANGED. DID THIS ARRANGEMENT CHANGE DURING THE SIGHTING?



DIRECTION OF FLIGHT →

11. CONDITIONS (Check appropriate blocks.)

A. SKY		B. WEATHER	
<input checked="" type="checkbox"/> DAY		<input checked="" type="checkbox"/> CUMULUS CLOUDS (Low fluffy)	FOG OR MIST
TWILIGHT		CIRRUS CLOUDS (High fleecy or Herringbone)	HEAVY RAIN
NIGHT			LIGHT RAIN OR DRIZZLE
CLEAR		NIMBUS CLOUDS (Rain)	HAIL
<input checked="" type="checkbox"/> PARTLY CLOUDY		CUMULONIMBUS CLOUDS (Thunderstorms)	SNOW OR SLEET
COMPLETELY OVERCAST			UNKNOWN
		HAZE OR SMOG	NONE OF THE ABOVE

C. IF THE SIGHTING WAS AT TWILIGHT OR NIGHT, WHAT DID YOU NOTICE ABOUT THE STARS AND MOON?

(1) STARS		(2) MOON	
NONE		BRIGHT MOONLIGHT	NO MOONLIGHT
A FEW		MOON WITH HALO	UNKNOWN
MANY		MOON HIDDEN BY CLOUDS	
UNKNOWN		PARTIAL (New or quarter)	

D. IF SIGHTING WAS IN DAYLIGHT, WAS THE SUN VISIBLE? YES NO. IF "YES," WHERE WAS THE SUN AS YOU FACED THE PHENOMENON?

IN FRONT OF YOU	TO YOUR RIGHT	OVERHEAD (Near noon)
IN BACK OF YOU	TO YOUR LEFT	UNKNOWN

E. SPECIFY THE MAJOR SOURCE OF ILLUMINATION PRESENT DURING THE SIGHTING, SUCH AS THE SUN, HEADLIGHTS OR STREET LAMP, ETC. FOR TERRESTRIAL ILLUMINATION, SPECIFY DISTANCE TO LIGHT SOURCE.

SUN LIGHT

12. GIVE A BRIEF DESCRIPTION OF THE PHENOMENON, INDICATING WHETHER IT APPEARED DARK OR LIGHT, WHETHER IT REFLECTED LIGHT OR WAS SELF-LUMINOUS AND WHAT COLORS YOU NOTICED. DESCRIBE YOUR IMPRESSION OF WHETHER IT WAS SOLID OR TRANSPARENT, WHETHER EDGES WERE SHARP OR FUZZY. DESCRIBE THE SHAPE OR INDICATE IF IT APPEARED AS A POINT OF LIGHT. INDICATE COMPARISONS WITH OTHER OBSERVED OBJECTS, LIKE STARS, A LIGHT OR OTHER OBJECT IN YOUR FIELD OF VIEW.

SELF LUMINOUS - GREEN ROUND BALL APPEARANCE WITH TAIL OR SMOKE ON TAIL THAT TIED THE TWO I SAW TOGETHER