

## PROJECT 10073 RECORD

1. DATE - TIME GROUP 07/1950 7 April 69 18/0050Z	2. LOCATION Dayton, Ohio
3. SOURCE Civilian	10. CONCLUSION Probable (BALLOON)
4. NUMBER OF OBJECTS See Case	Description is similar to that of a garment bag hot air balloon.
5. LENGTH OF OBSERVATION Several Minutes	11. BRIEF SUMMARY AND ANALYSIS
6. TYPE OF OBSERVATION Ground-Visual	The observer sighted a bright light heading north. At a particular position a flaming piece broke off. Several minutes later the observer sighted another similar object.
7. COURSE Northerly	
8. PHOTOS <input type="checkbox"/> Yes <input checked="" type="checkbox"/> No	
9. PHYSICAL EVIDENCE <input type="checkbox"/> Yes <input checked="" type="checkbox"/> No	

FORM

FTD SEP 63 0-329 (TDE)

Previous editions of this form may be used.

22. HAVE YOU EVER SEEN THIS OR A SIMILAR PHENOMENON BEFORE?  YES  NO. IF "YES," GIVE DATE AND LOCATION.

23. WAS ANYONE WITH YOU AT THE TIME YOU SAW THE PHENOMENON?  YES  NO. IF "YES," DID THEY SEE IT TOO?  
 YES  NO.

A. LIST THEIR NAMES AND ADDRESSES  
husband [REDACTED]  
son [REDACTED]

24. GIVE THE FOLLOWING INFORMATION ABOUT YOURSELF

LAST NAME FIRST NAME MIDDLE NAME

[REDACTED]  
ADDRESS (Street, City, State and Zip) Dayton Ohio 45405

[REDACTED] AGE 45 MALE  FEMALE

INDICATE ADDITIONAL INFORMATION INCLUDING OCCUPATION AND ANY EXPERIENCE WHICH MAY BE PERTINENT.

NONE

25. WHEN AND TO WHOM DID YOU REPORT THAT YOU HAD SIGHTED THIS PHENOMENON?

NAME Lt. Peter A. Georgas DAY 7 MONTH APR YEAR 69

26. DATE YOU COMPLETED THIS QUESTIONNAIRE.

DAY 7 MONTH APR YEAR 69

The first time the phenomenon was sighted the son saw it first and then called his mother and father's attention to it.

The second time the phenomenon was sighted the son yelled to his mother from the yard, and the mother saw the phenomenon from the upstairs window. The father was in the house during the second sighting.

Both times the disk moved to a particular position and a piece broke off. The piece was flaming and its path was to the right at a greater angle than the main disc. The disc diminished in size as it travelled.

[REDACTED]

Operation "Bluebook"  
Wright Patterson AFB  
Dayton, Ohio

April 7, 1969

Dear Sirs:

I am an amateur astronomer and would like for your ~~action~~ department to offer an explanation to a UFO sighting made on the evening of April 7, 1969. The objects were traveling in a pair and were quite close together (barely observable with the naked eye but telescopic observation with a 2.4 inch refractor under 35x and fair seeing conditions confirmed that there were two objects.) I was doing my homework when I looked out my window and saw a very bright object moving very slowly within 4 to 5 degrees of the planet Jupiter. I always keep my telescope ready in my bedroom and I went outside on my porch (for it was 72° outside and when I looked towards Jupiter <sup>and</sup> the object was there.) I stood watching it's course for about 10 or 15 seconds and rushed inside to get my telescope and mounted it on the porch. It is an ~~an~~ altazimuth mounting and thus I can find and track moving objects with ease. Under 35x the two objects were clearly defined. They were points of light yet their visual magnitude was brighter than -3. It outshone Jupiter easily in the dusk and followed straight path from Jupiter to 3 to 4 degrees ~~was~~ from Alioth, ~~a~~ the ~~see-~~ first star in the handle of Ursa Major. After it had traveled  $\frac{1}{2}$  of the distance mentioned above, it started to fluctuate in magnitude, gradually dimming as it traveled it's course. After it had passed  $\frac{1}{2}$  of it's course, it began to fluctuate violently in magnitude but still keeping a steady course. It was about 35 degrees from the horizon looking to the east. It traveled along it's path for approximately two minutes before vanishing beneath Alioth. When it was

See 7 Apr. 69 Dayton Ohio by Mrs. [REDACTED]  
of [REDACTED] (1950 local)

1/2 of it's course from one peak of brightness to another was about 10 seconds. While 3/4 of it's journey was completed the crests were very irregular. When it was within 15 degrees of Alioth it was very faint and soon disappeared. It was not visible for about 5 seconds but reappeared under Alioth for about 4 seconds.

The object was first sighted at 7:40 P.M. Dayton time and vanished 2 minutes later. The objects were at a very high altitude yet they couldn't be weather balloons because of the large amount of light emitted.

Please reply as soon as possible on what your opinion is and I am sure that the other witness would verify this statement.

Sincerely Yours,



DEPARTMENT OF THE AIR FORCE  
HEADQUARTERS FOREIGN TECHNOLOGY DIVISION (AFSC)  
WRIGHT-PATTERSON AIR FORCE BASE, OHIO 45433



REPLY TO  
ATTN OF:

TDPT (UFO)

11 APR 1969

SUBJECT:


UFO Observation , 7 Apr 1969

TO:

M

Dayton, Ohio 45405

Reference your recent unidentified flying object sighting which you reported to the Air Force. The information which we have received is not sufficient for a scientific investigation. Request you complete the attached AF Form 117 and return it in the self-addressed envelope. Thank you for reporting your observation to the Air Force.

  
HECTOR QUINTANILLA, Jr, Lt Colonel, USAF  
Chief, Aerial Phenomena Office  
Aerospace Technologies Division  
Production Directorate

1 Atch  
AF Form 117 w/envelope

SIGHTING OF UNIDENTIFIED PHENOMENA QUESTIONNAIRE

BUDGET BUREAU APPROVAL  
NUMBER 21-R258

THIS QUESTIONNAIRE HAS BEEN PREPARED SO THAT YOU CAN GIVE THE U.S. AIR FORCE AS MUCH INFORMATION AS POSSIBLE CONCERNING THE UNIDENTIFIED PHENOMENON THAT YOU HAVE OBSERVED. PLEASE TRY TO ANSWER ALL OF THE QUESTIONS. THE INFORMATION YOU GIVE WILL BE USED FOR RESEARCH PURPOSES. YOUR NAME WILL NOT BE USED IN CONNECTION WITH ANY OF YOUR STATEMENTS OR CONCLUSIONS WITHOUT YOUR PERMISSION. RETURN TO AIR FORCE BASE INVESTIGATOR FOR FORWARDING TO FTD (TDETR), WRIGHT-PATTERSON AFB, OHIO 45433, IAW AFR 80-17. (IF ADDITIONAL SHEETS ARE NEEDED FOR NARRATIVE OR SKETCHES ATTACH SECURELY TO THIS FORM OR ANNOTATE WITH YOUR NAME FOR IDENTIFICATION.)

1. WHEN DID YOU SEE THE PHENOMENON?

DAY 7 MONTH APRIL YEAR 1969

2. WHAT TIME DID YOU FIRST SIGHT THE PHENOMENON?

HOUR 7 MINUTES 40  A.M.  P.M.

3. WHAT TIME DID YOU LAST SIGHT THE PHENOMENON?

HOUR 7 MINUTES 42  A.M.  P.M.

4. TIME ZONE

DAYLIGHT SAVINGS

STANDARD

EASTERN

CENTRAL

MOUNTAIN

PACIFIC

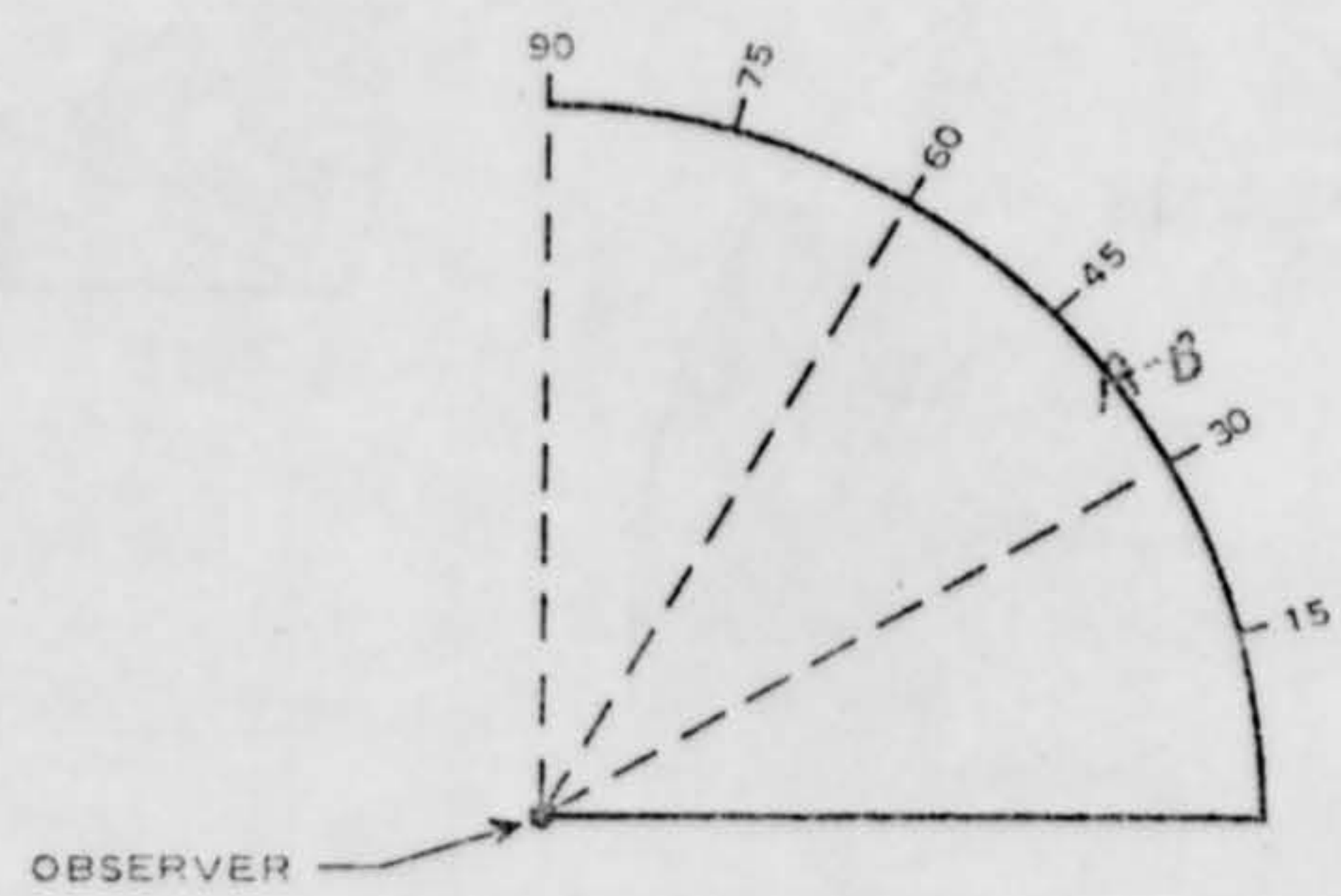
OTHER

5. WHERE WERE YOU WHEN YOU SAW THE PHENOMENON? IF IN CITY, GIVE THE NEAREST STREET ADDRESS AND INDICATE ON A HAND DRAWN MAP WHERE YOU WERE STANDING WITH REFERENCE TO THE ADDRESS. IF IN THE COUNTRY, IDENTIFY THE HIGHWAY YOU WERE ON OR NEAR AND TRY TO FIX A DISTANCE AND DIRECTION FROM SOME RECOGNIZABLE LANDMARK.

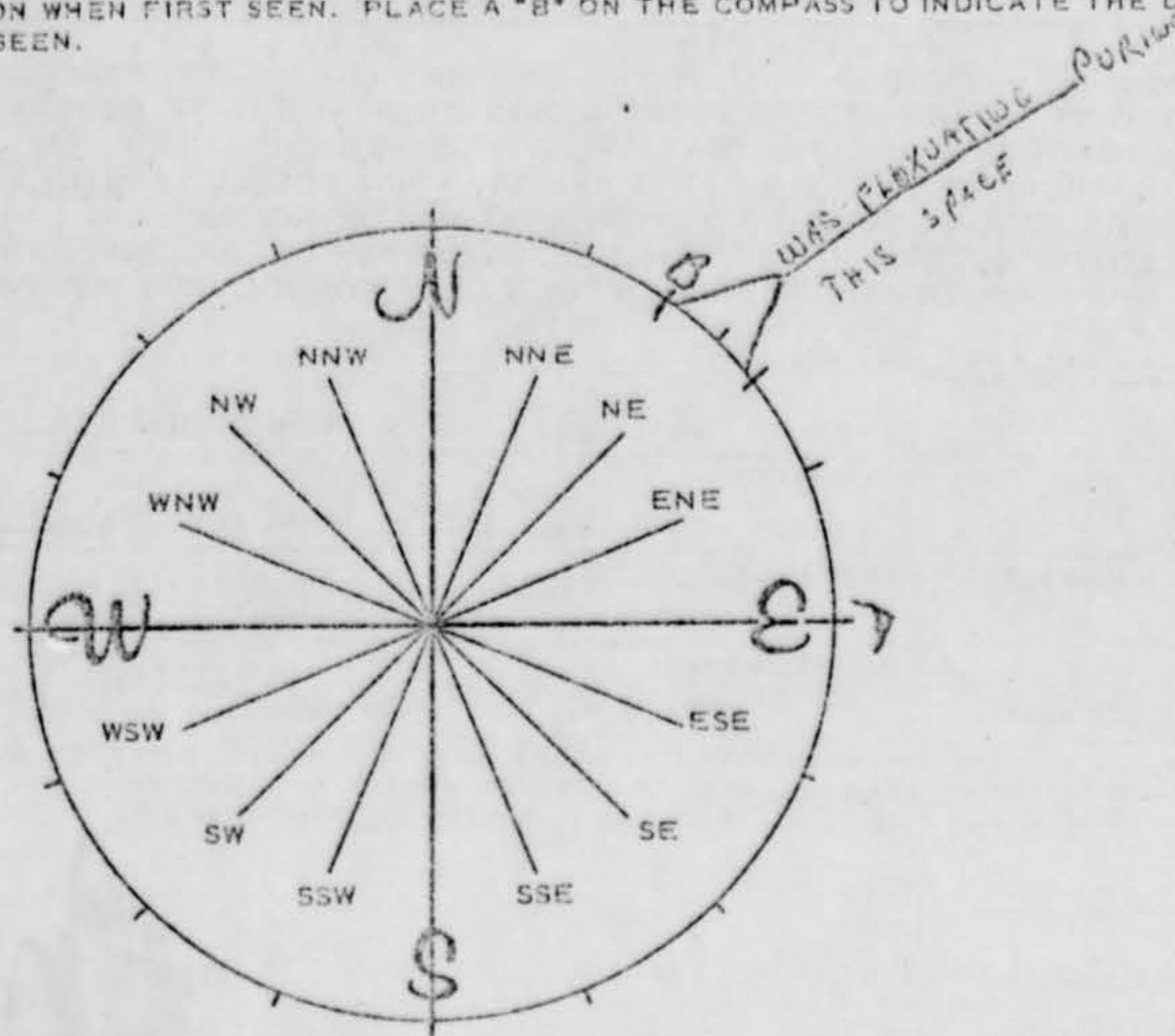
I first sighted the object through a window. I went out to my porch and confirmed the sighting. It was an open porch. The address it was located at is



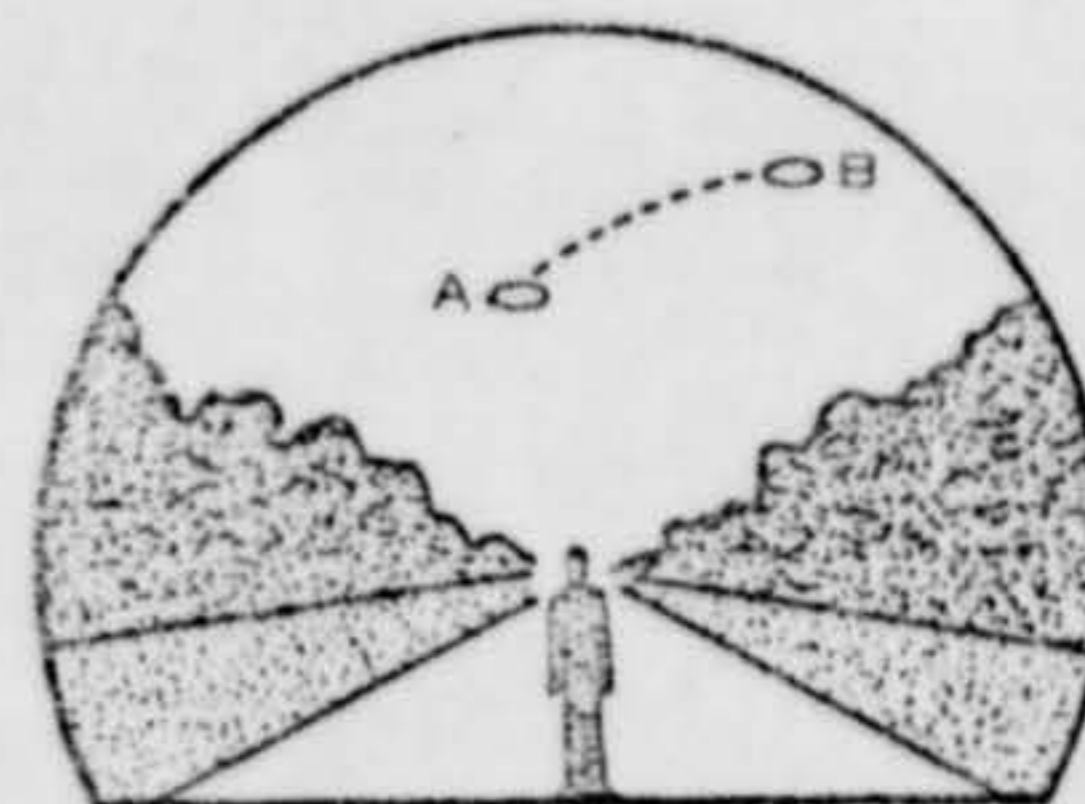
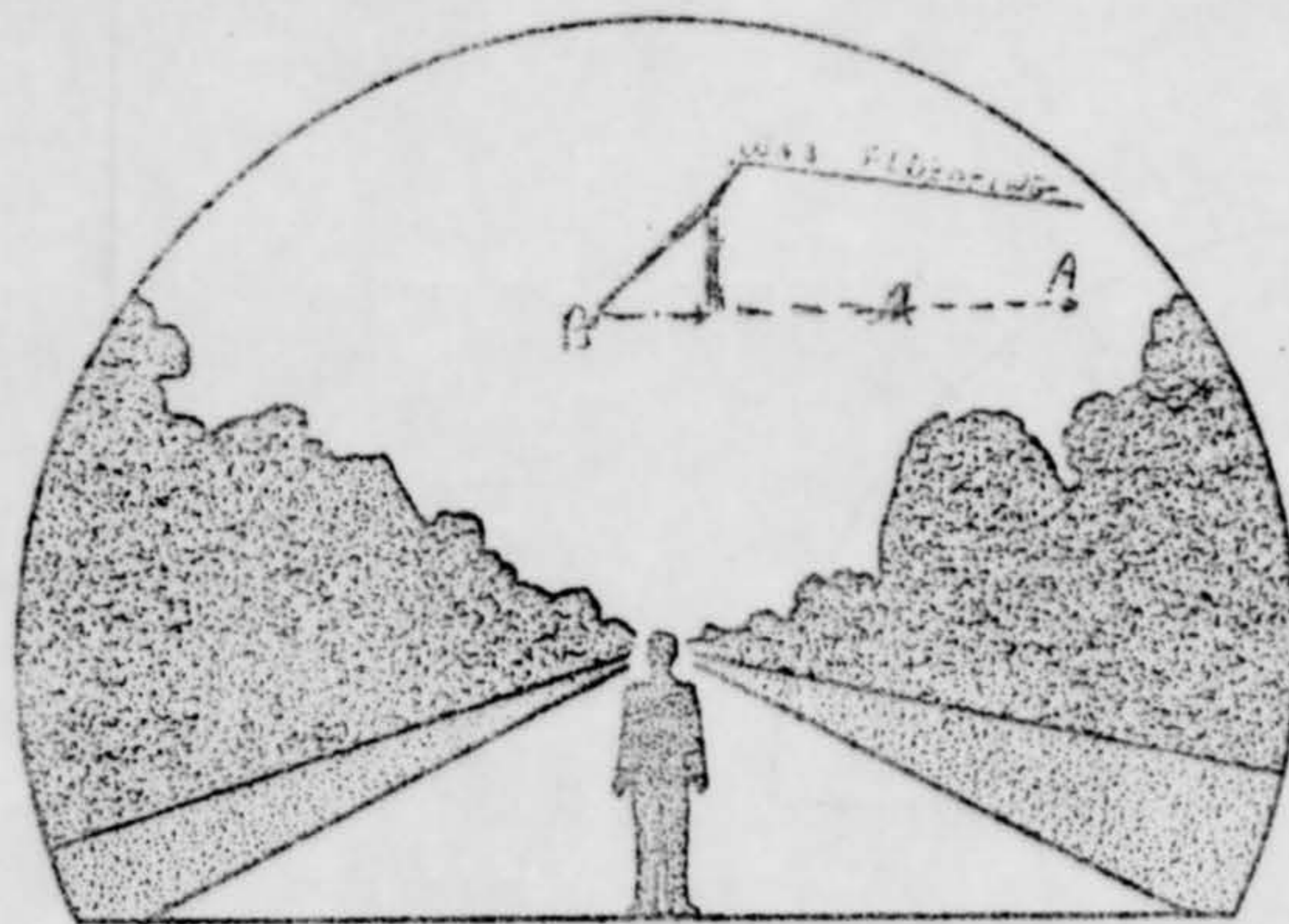
6. IMAGINE YOU ARE AT THE POINT SHOWN IN THE SKETCH, PLACE AN "A" ON THE CURVED LINE TO SHOW HOW HIGH THE PHENOMENON WAS ABOVE THE HORIZON, OR SKYLINE, WHEN FIRST SEEN. PLACE A "B" ON THE SAME CURVED LINE TO SHOW HOW HIGH ABOVE THE HORIZON THE PHENOMENON WAS WHEN LAST SEEN.



6A. NOW IMAGINE YOU ARE AT THE CENTER OF THE COMPASS ROSE. PLACE AN "A" ON THE COMPASS TO INDICATE THE DIRECTION TO THE PHENOMENON WHEN FIRST SEEN. PLACE A "B" ON THE COMPASS TO INDICATE THE DIRECTION TO THE PHENOMENON WHEN LAST SEEN.



7. IN THE SKETCH BELOW, PLACE AN "A" AT THE POSITION OF THE PHENOMENON WHEN FIRST SEEN, AND A "B" AT THE POSITION OF THE PHENOMENON WHEN LAST SEEN. CONNECT THE "A" AND "B" WITH A LINE TO APPROXIMATE THE MOVEMENT OF THE PHENOMENON BETWEEN "A" AND "B". THAT IS, SCHEMATICALLY SHOW WHETHER THE MOVEMENT APPEARED TO BE STRAIGHT, CURVED OR ZIG-ZAG. REFER TO SMALLER SKETCH AS AN EXAMPLE OF HOW TO COMPLETE THE LARGER SKETCH.





8. WHERE WERE YOU WHEN YOU SAW THE PHENOMENON? (Check appropriate blocks.)

OUTDOORS <input checked="" type="checkbox"/>	IN BUSINESS SECTION OF CITY
IN BUILDING	<input checked="" type="checkbox"/> IN RESIDENTIAL SECTION OF CITY
IN CAR <input type="checkbox"/> AS DRIVER <input type="checkbox"/> AS PASSENGER	IN OPEN COUNTRYSIDE
IN BOAT	NEAR AIRFIELD
IN AIRPLANE <input type="checkbox"/> AS PILOT <input type="checkbox"/> AS PASSENGER	FLYING OVER CITY
OTHER	FLYING OVER OPEN COUNTRY
	OTHER

A. IF YOU WERE IN A VEHICLE, COMPLETE THE FOLLOWING:

WHAT DIRECTION WERE YOU MOVING?		HOW FAST WERE YOU MOVING?
NORTH	EAST	DID YOU STOP ANYTIME WHILE OBSERVING THE PHENOMENON? <input type="checkbox"/> YES <input type="checkbox"/> NO
SOUTH	WEST	
NORTHEAST	SOUTHEAST	
NORTHWEST	SOUTHWEST	

EXPLAIN WHETHER SUCH MOVEMENT AFFECTS YOUR SKETCHES IN ITEMS 5 AND 6.

I WAS NOT MOVING

DESCRIBE TYPE OF VEHICLE YOU WERE IN AND TYPE OF ROAD, TERRAIN OR BODY OF WATER YOU TRAVERSED DURING THE SIGHTING. STATE WHETHER WINDOWS OR CONVERTIBLE TOP WERE UP OR DOWN.

HOW MUCH OTHER TRAFFIC WAS THERE?

DID YOU NOTICE ANY AIRPLANES?  YES  NO. IF "YES," DESCRIBE WHEN THEY WERE IN SIGHT RELATIVE TO THE TIME OF SIGHTING THE PHENOMENON AND WHERE THEY WERE IN THE SKY RELATIVE TO THE POSITION OF THE PHENOMENON.

9. HOW LONG WAS THE PHENOMENON IN SIGHT?

LENGTH OF TIME	<input checked="" type="checkbox"/> CERTAIN OF TIME	<input type="checkbox"/> NOT VERY SURE
2 MINUTES	<input type="checkbox"/> FAIRLY CERTAIN	<input type="checkbox"/> JUST A GUESS

HOW WAS TIME DETERMINED?

A WATCH WITH A SECOND HAND

WAS THE PHENOMENON IN SIGHT CONTINUOUSLY?  YES  NO. IF "NO," INDICATE WHETHER THIS IS DUE TO YOUR MOVEMENT OR THE BEHAVIOR OF THE PHENOMENON, AND DESCRIBE SUCH MOVEMENT OR BEHAVIOR. INDICATE DISAPPEARANCES ON PREVIOUS SKETCHES.

It was in constant view for 1 minute 45 seconds. During this time it was gradually dimming and it's pulsations in magnitude were, during the last 45 seconds, very irregular and speeding up towards the end of it's journey. During the last 15 seconds it constantly reappeared and disappeared starting at 4 or 5 second intervals and continuing down to 1 second intervals before completely disappearing.

10. IF THERE WERE MORE THAN ONE PHENOMENON, HOW MANY WERE THERE? DRAW A PICTURE TO SHOW HOW THEY WERE ARRANGED. DID THIS ARRANGEMENT CHANGE DURING THE SIGHTING?

There were two objects, barely separatable with the naked eye but telescopic observation with a 2.4 inch Altizimuth refractor. The arrangement during the entire path was the same.

11. CONDITIONS (Check appropriate blocks.)

A. SKY		B. WEATHER	
DAY		CUMULUS CLOUDS (Low fluffy)	FOG OR MIST
TWILIGHT		CIRRUS CLOUDS (High fleecy or Herring-bone)	HEAVY RAIN
NIGHT			LIGHT RAIN OR DRIZZLE
CLEAR		<input checked="" type="checkbox"/> NIMBUS CLOUDS (Rain)	HAIL
PARTLY CLOUDY		CUMULONIMBUS CLOUDS (Thunderstorms)	SNOW OR SLEET
COMPLETELY OVERCAST			UNKNOWN
		HAZE OR SMOG	NONE OF THE ABOVE

C. IF THE SIGHTING WAS AT TWILIGHT OR NIGHT, WHAT DID YOU NOTICE ABOUT THE STARS AND MOON?

(1) STARS		(2) MOON	
NONE		BRIGHT MOONLIGHT	NO MOONLIGHT
<input checked="" type="checkbox"/> A FEW		MOON WITH HALO	UNKNOWN
MANY		MOON HIDDEN BY CLOUDS	
UNKNOWN		PARTIAL (New or quarter)	

NO MOON OUT

D. IF SIGHTING WAS IN DAYLIGHT, WAS THE SUN VISIBLE?  YES  NO. IF "YES," WHERE WAS THE SUN AS YOU FACED THE PHENOMENON?

IN FRONT OF YOU	TO YOUR RIGHT	OVERHEAD (Near noon)
IN BACK OF YOU	TO YOUR LEFT	UNKNOWN

E. SPECIFY THE MAJOR SOURCE OF ILLUMINATION PRESENT DURING THE SIGHTING, SUCH AS THE SUN, HEADLIGHTS OR STREET LAMP, ETC. FOR TERRESTRIAL ILLUMINATION, SPECIFY DISTANCE TO LIGHT SOURCE.

THE SUN'S LIGHT WAS HARDLY PRESENT AND SOME OF THE FAINTER STARS WERE COMING OUT.

12. GIVE A BRIEF DESCRIPTION OF THE PHENOMENON, INDICATING WHETHER IT APPEARED DARK OR LIGHT, WHETHER IT REFLECTED LIGHT OR WAS SELF-LUMINOUS AND WHAT COLORS YOU NOTICED. DESCRIBE YOUR IMPRESSION OF WHETHER IT WAS SOLID OR TRANSPARENT, WHETHER EDGES WERE SHARP OR FUZZY. DESCRIBE THE SHAPE OR INDICATE IF IT APPEARED AS A POINT OF LIGHT. INDICATE COMPARISONS WITH OTHER OBSERVED OBJECTS, LIKE STARS, A LIGHT OR OTHER OBJECT IN YOUR FIELD OF VIEW.

The object was self-luminous and the two objects were quite sharp with a telescope and were solid. The objects were white in appearance and resembled a sharp disk of light as that of a planet.

13.	DID THE PHENOMENON	YES	NO	UNKNOWN
	MOVE IN A STRAIGHT LINE?	X		
	STAND STILL AT ANYTIME?			
	SUDDENLY SPEED UP AND RUN AWAY?			
	BREAK UP IN PARTS AND EXPLODE?			
	CHANGE COLOR?			
	GIVE OFF SMOKE?			
	CHANGE BRIGHTNESS?	X		
	CHANGE SHAPE?			
	FLASH OR FLICKER?			
	DISAPPEAR AND REAPPEAR?	X		
	SPIN LIKE A TOP?			
	MAKE A NOISE?			
	FLUTTER OR WOBBLE?			

14. WHAT DREW YOUR ATTENTION TO THE PHENOMENON?

I decided to look at the Planet Jupiter while doing my homework.

A. HOW DID IT FINALLY DISAPPEAR?

While it was faint and reappearing and disappearing it disappeared and did not reappear.

B. DID THE PHENOMENON MOVE BEHIND OR IN FRONT OF SOMETHING, LIKE A CLOUD, TREE, OR BUILDING AT ANY TIME?

YES  NO. IF "YES," DESCRIBE.


9 APR 1969

TDPT (UFO)

UFO Observation, 7 Apr 69

M  


The description that you have given us of your UFO sighting of 7 April 1969 is similar to other reports we have had in the past of Garment Bag Hot Air Balloons (see attached description). Thank you for your interest and cooperation in this matter.

  
DIRECTOR QUINTANILLA, Jr, Lt Col, USAF  
Chief, Aerial Phenomena Branch  
Aerospace Technologies Division  
Production Directorate


1 Atch  
Garment Bag Hot Air  
Balloon Description

See 7 Apr 69 Dayton



15. DRAW A PICTURE THAT WILL SHOW THE SHAPE OF THE PHENOMENON. INCLUDE AND LABEL ANY DETAILS THAT MIGHT HAVE APPEARED AS WINGS OR PROTRUSIONS, AND INDICATE EXHAUST OR VAPOR TRAILS. INDICATE BY AN ARROW THE DIRECTION THE PHENOMENON WAS MOVING.

TRACKING NORTH



Observed under 35x with 2.4 inch Altazimuth refractor. It moved in a straight path from Jupiter to the star Alioth, the first star in the handle of the Big Dipper. It appeared right below Jupiter at -3 magnitude. It completely outshone Jupiter.

16. WHAT WAS THE ANGULAR SIZE? HOLD A MATCH AT ARM'S LENGTH IN FRONT OF A KNOWN OBJECT, SUCH AS A STREET LAMP OR THE MOON. NOTE HOW MUCH OF THE OBJECT IS COVERED BY THE HEAD OF THE MATCH. NOW IF YOU HAD BEEN ABLE TO PERFORM THIS EXPERIMENT AT THE TIME OF THE SIGHTING, ESTIMATE WHAT FRACTION OF THE PHENOMENON WOULD HAVE BEEN COVERED BY THE MATCH HEAD.

As I am still learning basics of Astronomy, I have not yet covered angular dimensions so I would say it covered  $3/4$  of the match head with the naked eye.

22. HAVE YOU EVER SEEN THIS OR A SIMILAR PHENOMENON BEFORE?  YES  NO. IF "YES," GIVE DATE AND LOCATION. I have seen a UFO before in July of 1966. Alt. was 100ft. and surface details on the bottom disk was surprisingly clear.

SARS ADDRESS

23. WAS ANYONE WITH YOU AT THE TIME YOU SAW THE PHENOMENON?  YES  NO. IF "YES," DID THEY SEE IT TOO?  YES  NO.

A. LIST THEIR NAMES AND ADDRESSES

Mrs. [REDACTED] Ohio 45405

24. GIVE THE FOLLOWING INFORMATION ABOUT YOURSELF

LAST NAME, FIRST NAME, MIDDLE NAME [REDACTED]

ADDRESS (Street, City, State) [REDACTED] Ohio 45405

TELEPHONE [REDACTED] AGE 15  MALE  FEMALE

INDICATE ADDITIONAL INFORMATION INCLUDING OCCUPATION AND ANY EXPERIENCE WHICH MAY BE PERTINENT.

[REDACTED] Amateur astronomer

25. WHEN AND TO WHOM DID YOU REPORT THAT YOU HAD SIGHTED THIS PHENOMENON?

NAME Wright Patterson AFB DAY 7 MONTH April YEAR 1969

26. DATE YOU COMPLETED THIS QUESTIONNAIRE.

DAY 15 MONTH april YEAR 1969

17. DID YOU OBSERVE THE PHENOMENON THROUGH ANY OF THE FOLLOWING? INCLUDE INFORMATION ON MODEL, TYPE, FILTER, LENS PRESCRIPTION OR OTHER APPLICABLE DATA.

EYEGASSES		CAMERA VIEWER
SUNGLASSES		BINOCULARS
WINDSHIELD	X	TELESCOPE 2.4" reflector 35x
SIDE WINDOW OF VEHICLE		THEODOLITE
WINDOWPANE		OTHER

A. DO YOU ORDINARILY WEAR GLASSES?  YES  NO

B. DO YOU USE READING GLASSES?  YES  NO

18. WHAT WAS YOUR IMPRESSION OF THE SPEED OF THE PHENOMENON? GIVE ESTIMATE OF SPEED QUITE SLOW.

19. WHAT WAS YOUR IMPRESSION OF THE DISTANCE OF THE PHENOMENON? GIVE ESTIMATE OF DISTANCE 20-30 miles alt

20. IN ORDER THAT WE MAY OBTAIN AS CLEAR A PICTURE AS POSSIBLE OF WHAT YOU SAW, DESCRIBE IN YOUR OWN WORDS A COMMON OBJECT OR OBJECTS WHICH, WHEN PLACED IN THE SKY, SIMILAR TO WHERE YOU NOTED THE PHENOMENON, WOULD BEAR SOME RESEMBLANCE TO WHAT YOU SAW. DESCRIBE SIMILARITIES AND DIFFERENCES BETWEEN THE COMMON OBJECT AND WHAT YOU SAW.

The objects resembled Jupiter because of the flat disk-like appearance yet they appeared smaller but quite brighter. they differed in the fact that Jupiter has an orange color and surface details while the objects were white and no apparent details but there were two objects and were considerably brighter than Jupiter.

21. DID YOU NOTICE ANY ODOR, NOISE, OR HEAT EMANATING FROM THE PHENOMENON OR ANY EFFECT ON YOURSELF, ANIMALS OR MACHINERY IN THE VICINITY?  YES  NO. IF "YES," DESCRIBE.

A. DID THE PHENOMENON DISTURB THE GROUND OR LEAVE ANY PHYSICAL EVIDENCE.  YES  NO. IF "YES," DESCRIBE.

27. INFORMATION WHICH YOU FEEL IS PERTINENT BUT WHICH IS NOT ADEQUATELY COVERED IN THIS QUESTIONNAIRE, ALTERNATIVELY PROVIDE A NARRATIVE EXPLANATION OF THE SIGHTING.

The letter first sent to your dept. notifying you of the sighting ~~sighting~~ covers my description and opinion of the sighting.



PROJECT 10073 RECORD

1. DATE - TIME GROUP 10 April 69 10/1527 10/20274	2. LOCATION Dayton, Ohio
3. SOURCE Civilian	10. CONCLUSION Probable (AIRCRAFT)
4. NUMBER OF OBJECTS One	FAA stated that two F-84's were in the area at the time.
5. LENGTH OF OBSERVATION About 3 Seconds	11. BRIEF SUMMARY AND ANALYSIS The observer sighted a grayish circular object that seemed to
6. TYPE OF OBSERVATION Ground-Visual	be at tree top level. The observer was looking toward W-P AFB and the object seemed to be going north.
7. COURSE N	
8. PHOTOS <input type="checkbox"/> Yes <input checked="" type="checkbox"/> No	
9. PHYSICAL EVIDENCE <input type="checkbox"/> Yes <input checked="" type="checkbox"/> No	

MEMO FOR RECORD

11 Apr 69

SUBJECT: UFO Sighting Reported by Thomas Mortimer

On 10 Apr 69, Mr. [REDACTED] called to report a UFO sighting. The following information was received on the sighting:

[REDACTED]  
[REDACTED]  
[REDACTED] 39  
[REDACTED]  
Date: 10 Apr 69

Time: 1527 Hrs EST

Location: [REDACTED] Drive

Duration: About 3 Seconds

Noise: Like a jet or rocket

Description: Grayish circular object that seemed to be at tree top level. Observer looking toward W-PAFB and object seemed to be going north. (Observer was very young and seemed nervous).

Action: Called Mr. Lawson of Base FAA. Mr. Lawson stated that observer probably saw one of two F-84's that left Dayton for Springfield and were in the area of the sighting at the time of the observation.

I then called the observer and informed him that he had probably seen one of the F-84's. The observer then said, "Oh - OK - Goodby".

*Duty Officer Lt.*

SIGHTING OF UNIDENTIFIED PHENOMENA QUESTIONNAIRE

BUDGET BUREAU APPROVAL  
NUMBER 21-R233

THIS QUESTIONNAIRE HAS BEEN PREPARED SO THAT YOU CAN GIVE THE U.S. AIR FORCE AS MUCH INFORMATION AS POSSIBLE CONCERNING THE UNIDENTIFIED PHENOMENON THAT YOU HAVE OBSERVED. PLEASE TRY TO ANSWER ALL OF THE QUESTIONS. THE INFORMATION YOU GIVE WILL BE USED FOR RESEARCH PURPOSES. YOUR NAME WILL NOT BE USED IN CONNECTION WITH ANY OF YOUR STATEMENTS OR CONCLUSIONS WITHOUT YOUR PERMISSION. RETURN TO AIR FORCE BASE INVESTIGATOR FOR FORWARDING TO FTD (TDETR), WRIGHT-PATTERSON AFB, OHIO 45433, IAW AFR 80-17. (IF ADDITIONAL SHEETS ARE NEEDED FOR NARRATIVE OR SKETCHES ATTACH SECURELY TO THIS FORM OR ANNOTATE WITH YOUR NAME FOR IDENTIFICATION.)

1. WHEN DID YOU SEE THE PHENOMENON?

DAY 7 MONTH APR YEAR 69

2. WHAT TIME DID YOU FIRST SIGHT THE PHENOMENON?

HOUR 1900 MINUTES 50  A.M.  P.M.

3. WHAT TIME DID YOU LAST SIGHT THE PHENOMENON?

HOUR 1900 MINUTES 58  A.M.  P.M.

4. TIME/ZONE

DAYLIGHT SAVINGS

STANDARD

EASTERN


CENTRAL

MOUNTAIN

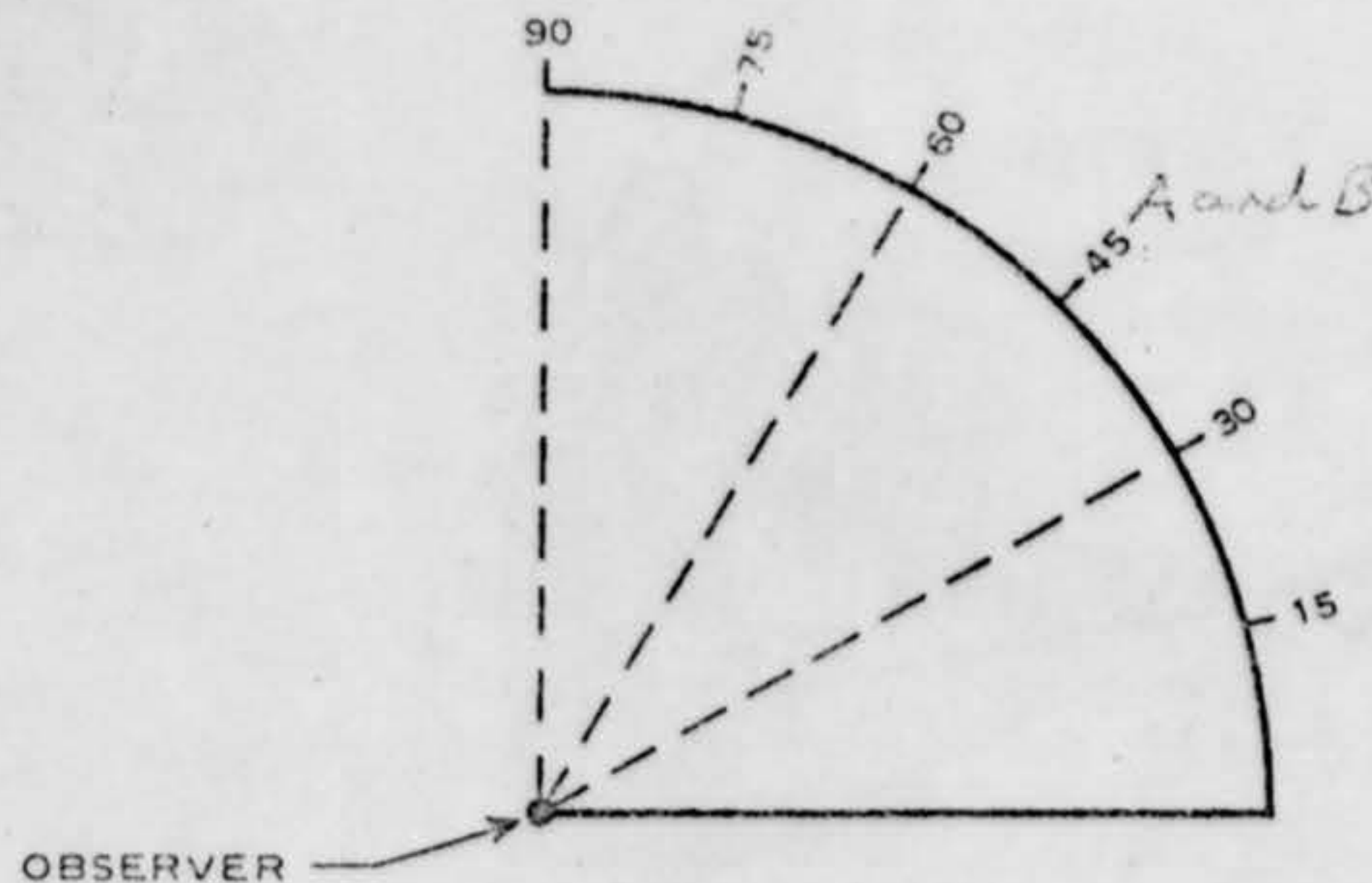
PACIFIC

OTHER

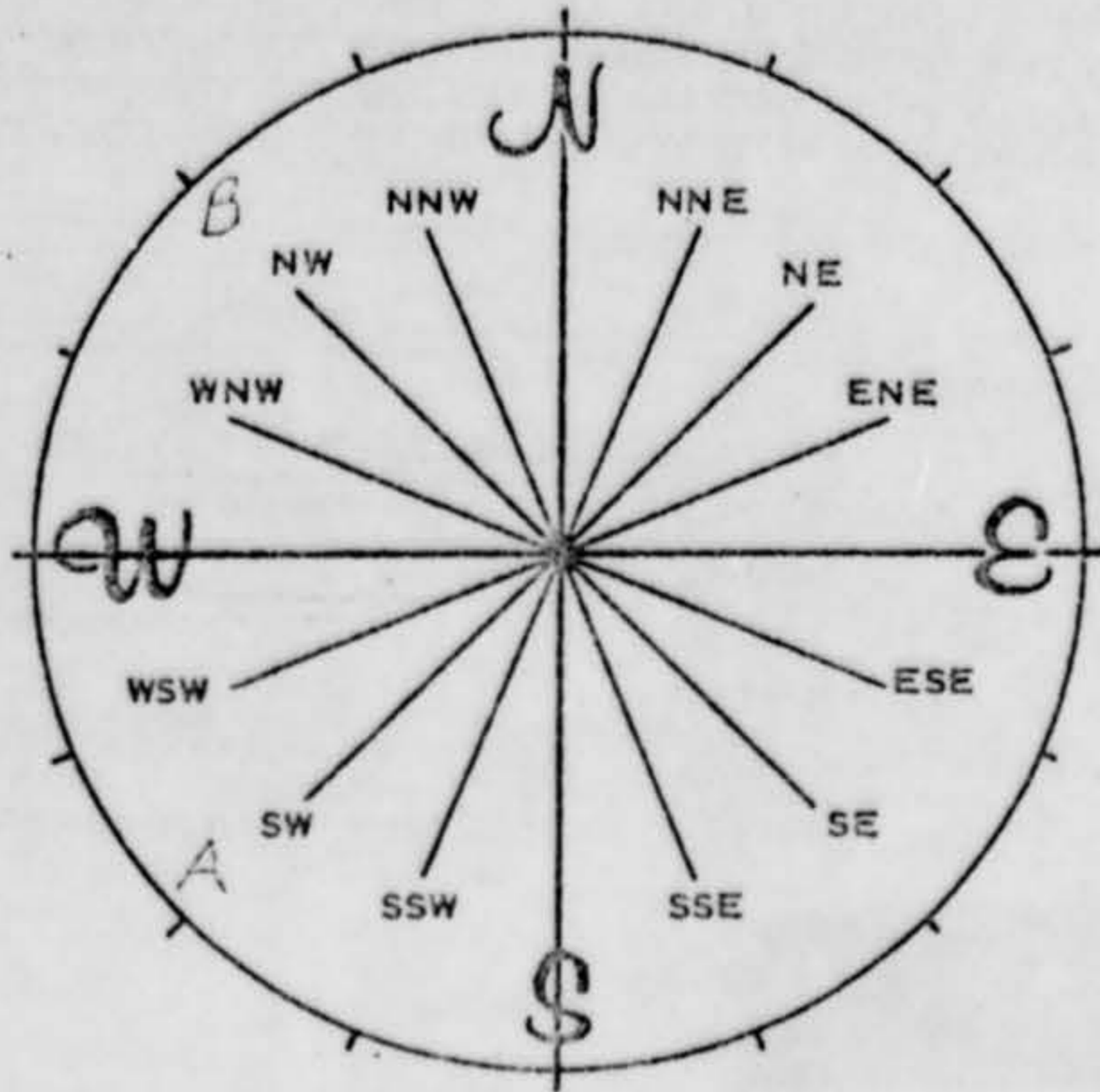
5. WHERE WERE YOU WHEN YOU SAW THE PHENOMENON? IF IN CITY, GIVE THE NEAREST STREET ADDRESS AND INDICATE ON A HAND DRAWN MAP WHERE YOU WERE STANDING WITH REFERENCE TO THE ADDRESS. IF IN THE COUNTRY, IDENTIFY THE HIGHWAY YOU WERE ON OR NEAR AND TRY TO FIX A DISTANCE AND DIRECTION FROM SOME RECOGNIZABLE LANDMARK.



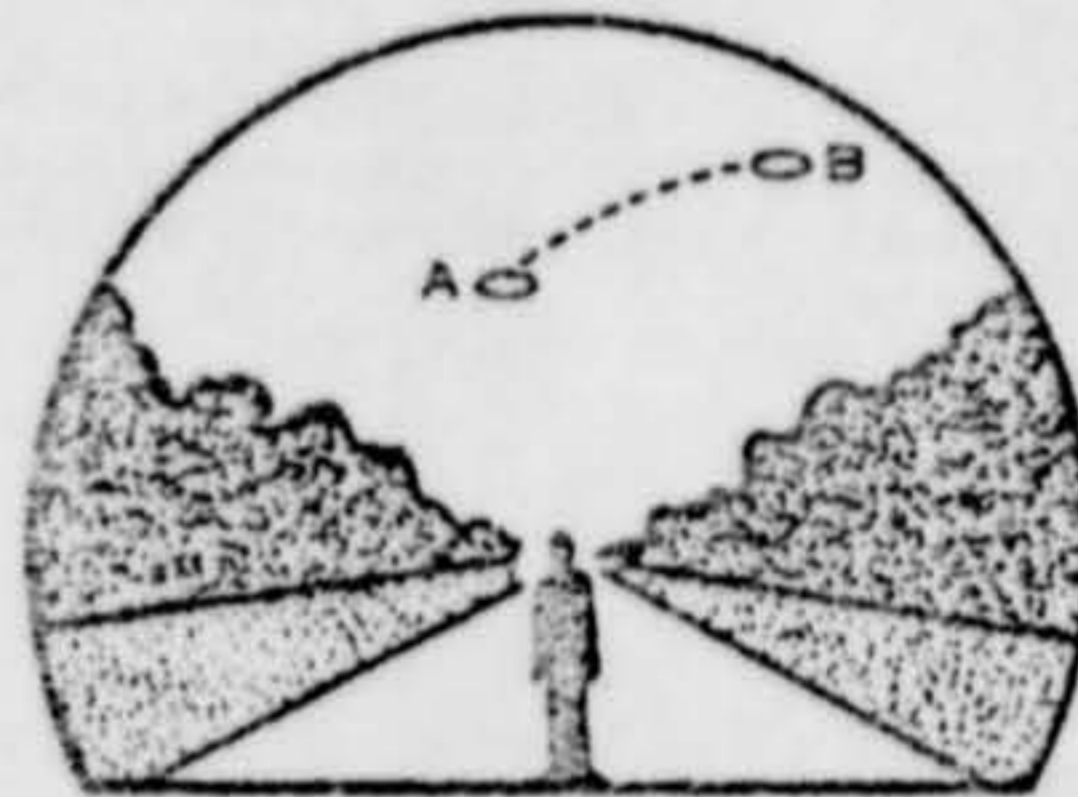
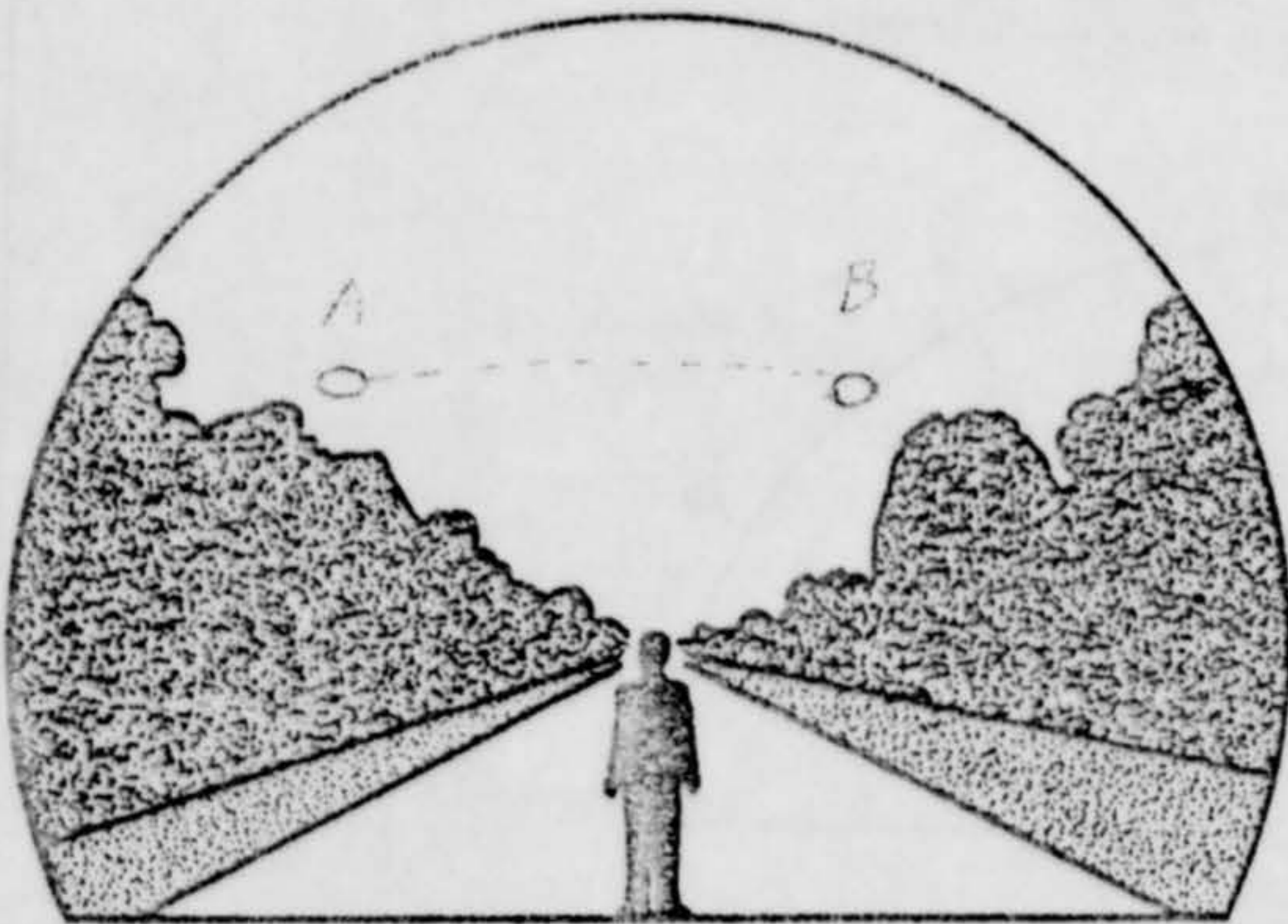
6. IMAGINE YOU ARE AT THE POINT SHOWN IN THE SKETCH, PLACE AN "A" ON THE CURVED LINE TO SHOW HOW HIGH THE PHENOMENON WAS ABOVE THE HORIZON, OR SKYLINE, WHEN FIRST SEEN. PLACE A "B" ON THE SAME CURVED LINE TO SHOW HOW HIGH ABOVE THE HORIZON THE PHENOMENON WAS WHEN LAST SEEN.



6A. NOW IMAGINE YOU ARE AT THE CENTER OF THE COMPASS ROSE. PLACE AN "A" ON THE COMPASS TO INDICATE THE DIRECTION TO THE PHENOMENON WHEN FIRST SEEN. PLACE A "B" ON THE COMPASS TO INDICATE THE DIRECTION TO THE PHENOMENON WHEN LAST SEEN.



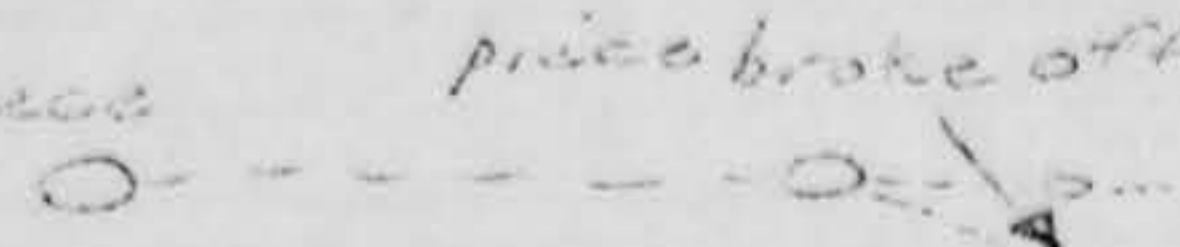
7. IN THE SKETCH BELOW, PLACE AN "A" AT THE POSITION OF THE PHENOMENON WHEN FIRST SEEN, AND A "B" AT THE POSITION OF THE PHENOMENON WHEN LAST SEEN. CONNECT THE "A" AND "B" WITH A LINE TO APPROXIMATE THE MOVEMENT OF THE PHENOMENON BETWEEN "A" AND "B". THAT IS, SCHEMATICALLY SHOW WHETHER THE MOVEMENT APPEARED TO BE STRAIGHT, CURVED OR ZIG-ZAG. REFER TO SMALLER SKETCH AS AN EXAMPLE OF HOW TO COMPLETE THE LARGER SKETCH.



B. WHERE WERE YOU WHEN YOU SAW THE PHENOMENON? (Check appropriate blocks.)			
<input checked="" type="checkbox"/>	OUTDOORS		IN BUSINESS SECTION OF CITY
	IN BUILDING		<input checked="" type="checkbox"/> IN RESIDENTIAL SECTION OF CITY
	IN CAR <input type="checkbox"/> AS DRIVER <input type="checkbox"/> AS PASSENGER		IN OPEN COUNTRYSIDE
	IN BOAT		NEAR AIRFIELD
	IN AIRPLANE <input type="checkbox"/> AS PILOT <input type="checkbox"/> AS PASSENGER		FLYING OVER CITY
	OTHER		FLYING OVER OPEN COUNTRY
			OTHER
A. IF YOU WERE IN A VEHICLE, COMPLETE THE FOLLOWING:			
WHAT DIRECTION WERE YOU MOVING?		HOW FAST WERE YOU MOVING?	
<input type="checkbox"/>	NORTH	<input type="checkbox"/>	EAST
<input type="checkbox"/>	SOUTH	<input type="checkbox"/>	WEST
<input type="checkbox"/>	NORTHEAST	<input type="checkbox"/>	SOUTHEAST
<input type="checkbox"/>	NORTHWEST	<input type="checkbox"/>	SOUTHWEST
		DID YOU STOP ANYTIME WHILE OBSERVING THE PHENOMENON?	
		<input type="checkbox"/> YES <input type="checkbox"/> NO	
EXPLAIN WHETHER SUCH MOVEMENT AFFECTS YOUR SKETCHES IN ITEMS 5 AND 6.			
DESCRIBE TYPE OF VEHICLE YOU WERE IN AND TYPE OF ROAD, TERRAIN OR BODY OF WATER YOU TRAVERSED DURING THE SIGHTING. STATE WHETHER WINDOWS OR CONVERTIBLE TOP WERE UP OR DOWN.			
HOW MUCH OTHER TRAFFIC WAS THERE?			
DID YOU NOTICE ANY AIRPLANES? <input checked="" type="checkbox"/> YES <input type="checkbox"/> NO. IF "YES," DESCRIBE WHEN THEY WERE IN SIGHT RELATIVE TO THE TIME OF SIGHTING THE PHENOMENON AND WHERE THEY WERE IN THE SKY, RELATIVE TO THE POSITION OF THE PHENOMENON.			
<i>Airplane was above and circling the house (observer's house) and ended in the same direction as the phenomenon</i>			
9. HOW LONG WAS THE PHENOMENON IN SIGHT?			
LENGTH OF TIME <i>1. 5 min</i>		<input type="checkbox"/>	CERTAIN OF TIME
<i>2. 3 min</i>		<input checked="" type="checkbox"/>	FAIRLY CERTAIN
		<input type="checkbox"/>	NOT VERY SURE
		<input type="checkbox"/>	JUST A GUESS
HOW WAS TIME DETERMINED? <i>estimated</i>			
WAS THE PHENOMENON IN SIGHT CONTINUOUSLY? <input checked="" type="checkbox"/> YES <input type="checkbox"/> NO. IF "NO," INDICATE WHETHER THIS IS DUE TO YOUR MOVEMENT OR THE BEHAVIOR OF THE PHENOMENON, AND DESCRIBE SUCH MOVEMENT OR BEHAVIOR. INDICATE DISAPPEARANCES ON PREVIOUS SKETCHES.			

10. IF THERE WERE MORE THAN ONE PHENOMENON, HOW MANY WERE THERE? DRAW A PICTURE TO SHOW HOW THEY WERE ARRANGED. DID THIS ARRANGEMENT CHANGE DURING THE SIGHTING?

There were 2 phenomenon Each phenomenon were identical, i.e. there were 2 occurrences at 2 different times

main piece      piece broke off  

 main piece diminished in size

11. CONDITIONS (Check appropriate blocks.)

A. SKY		B. WEATHER	
<input type="checkbox"/> DAY	<input type="checkbox"/> CUMULUS CLOUDS (Low fluffy)	<input type="checkbox"/> FOG OR MIST	
<input type="checkbox"/> TWILIGHT		<input type="checkbox"/> HEAVY RAIN	
<input checked="" type="checkbox"/> NIGHT	<input type="checkbox"/> CIRRUS CLOUDS (High fleecy or Herring-bone)	<input type="checkbox"/> LIGHT RAIN OR DRIZZLE	
<input checked="" type="checkbox"/> CLEAR		<input type="checkbox"/> HAIL	
<input type="checkbox"/> PARTLY CLOUDY	<input type="checkbox"/> NIMBUS CLOUDS (Rain)	<input type="checkbox"/> SNOW OR SLEET	
<input type="checkbox"/> COMPLETELY OVERCAST		<input type="checkbox"/> UNKNOWN	
	<input type="checkbox"/> CUMULONIMBUS CLOUDS (Thunderstorms)	<input checked="" type="checkbox"/> NONE OF THE ABOVE	
	<input type="checkbox"/> HAZE OR SMOG		

C. IF THE SIGHTING WAS AT TWILIGHT OR NIGHT, WHAT DID YOU NOTICE ABOUT THE STARS AND MOON?

(1) STARS		(2) MOON	
<input type="checkbox"/> NONE	<input type="checkbox"/> BRIGHT MOONLIGHT	<input type="checkbox"/> NO MOONLIGHT	
<input checked="" type="checkbox"/> A FEW		<input type="checkbox"/> MOON WITH HALO	<input checked="" type="checkbox"/> UNKNOWN
<input type="checkbox"/> MANY	<input type="checkbox"/> MOON HIDDEN BY CLOUDS PARTIAL (New or quarter)		
<input type="checkbox"/> UNKNOWN			

D. IF SIGHTING WAS IN DAYLIGHT, WAS THE SUN VISIBLE?  YES  NO. IF "YES," WHERE WAS THE SUN AS YOU FACED THE PHENOMENON?

<input type="checkbox"/> IN FRONT OF YOU	<input type="checkbox"/> TO YOUR RIGHT	<input type="checkbox"/> OVERHEAD (Near noon)
<input type="checkbox"/> IN BACK OF YOU	<input type="checkbox"/> TO YOUR LEFT	<input type="checkbox"/> UNKNOWN

E. SPECIFY THE MAJOR SOURCE OF ILLUMINATION PRESENT DURING THE SIGHTING, SUCH AS THE SUN, HEADLIGHTS OR STREET LAMP, ETC. FOR TERRESTRIAL ILLUMINATION, SPECIFY DISTANCE TO LIGHT SOURCE.

Nothing

12. GIVE A BRIEF DESCRIPTION OF THE PHENOMENON, INDICATING WHETHER IT APPEARED DARK OR LIGHT, WHETHER IT REFLECTED LIGHT OR WAS SELF-LUMINOUS AND WHAT COLORS YOU NOTICED. DESCRIBE YOUR IMPRESSION OF WHETHER IT WAS SOLID OR TRANSPARENT, WHETHER EDGES WERE SHARP OR FUZZY. DESCRIBE THE SHAPE OR INDICATE IF IT APPEARED AS A POINT OF LIGHT. INDICATE COMPARISONS WITH OTHER OBSERVED OBJECTS, LIKE STARS, A LIGHT OR OTHER OBJECT IN YOUR FIELD OF VIEW.

Phenomenon

- a. appeared light
- b. was self-luminous
- c. colors were red and white
- d. was solid
- e. was more sharp than FUZZY
- f. was round like a disk with thing sticking out (protruding)
- g. looked large compared to the stars - i.e. the stars looked like tiny dots compared to the phenomenon

13.	DID THE PHENOMENON	YES	NO	UNKNOWN
	MOVE IN A STRAIGHT LINE?	✓		
	STAND STILL AT ANYTIME?		✓	
	SUDDENLY SPEED UP AND RUN AWAY?		✓	
	BREAK UP IN PARTS AND EXPLODE?	✓		
	CHANGE COLOR?	✓		
	GIVE OFF SMOKE?		✓	
	CHANGE BRIGHTNESS?	✓		
	CHANGE SHAPE?		✓	
	FLASH OR FLICKER?		✓	
	DISAPPEAR AND REAPPEAR?			✓
	SPIN LIKE A TOP?	✓		
	MAKE A NOISE?		✓	
	FLUTTER OR WOBBLE?		✓	

14. WHAT DREW YOUR ATTENTION TO THE PHENOMENON?

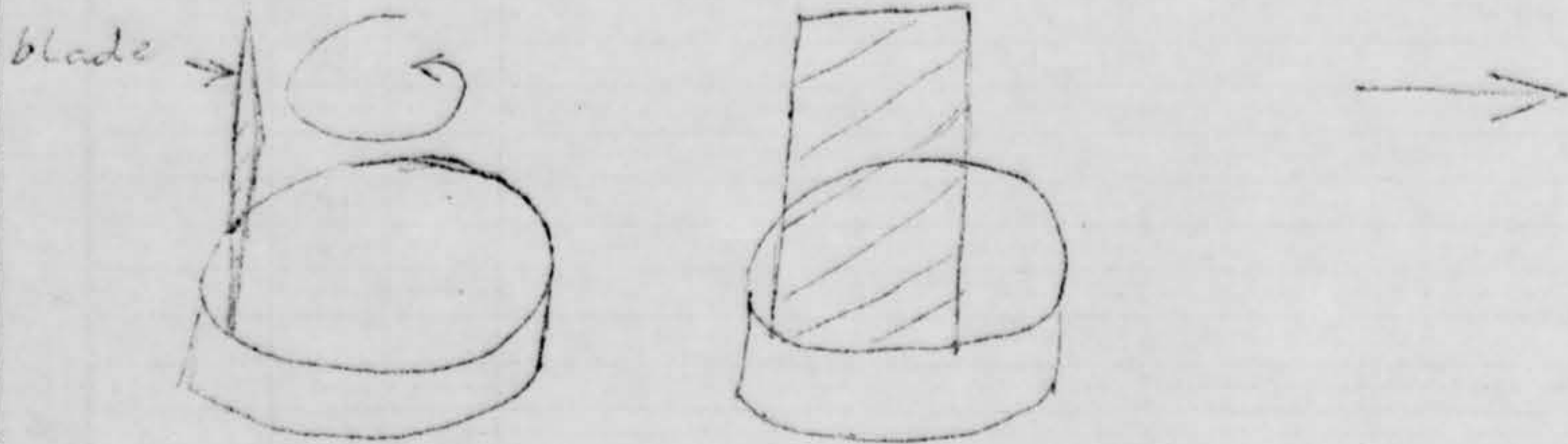
The son saw it first because he was looking at a tree and happened to see the phenomenon in the sky.

A. HOW DID IT FINALLY DISAPPEAR?

It finally diminished in size and distance

B. DID THE PHENOMENON MOVE BEHIND OR IN FRONT OF SOMETHING, LIKE A CLOUD, TREE, OR BUILDING AT ANY TIME?  
 YES  NO. IF "YES," DESCRIBE.

15. DRAW A PICTURE THAT WILL SHOW THE SHAPE OF THE PHENOMENON. INCLUDE AND LABEL ANY DETAILS THAT MIGHT HAVE APPEARED AS WINGS OR PROTRUSIONS, AND INDICATE EXHAUST OR VAPOR TRAILS. INDICATE BY AN ARROW THE DIRECTION THE PHENOMENON WAS MOVING.



The object was spinning as it moved across the sky.

16. WHAT WAS THE ANGULAR SIZE? HOLD A MATCH AT ARM'S LENGTH IN FRONT OF A KNOWN OBJECT, SUCH AS A STREET LAMP OR THE MOON. NOTE HOW MUCH OF THE OBJECT IS COVERED BY THE HEAD OF THE MATCH. NOW IF YOU HAD BEEN ABLE TO PERFORM THIS EXPERIMENT AT THE TIME OF THE SIGHTING, ESTIMATE WHAT FRACTION OF THE PHENOMENON WOULD HAVE BEEN COVERED BY THE MATCH HEAD.

Do not know.



17. DID YOU OBSERVE THE PHENOMENON THROUGH ANY OF THE FOLLOWING? INCLUDE INFORMATION ON MODEL, TYPE, FILTER, LENS PRESCRIPTION OR OTHER APPLICABLE DATA.

EYEGASSES	CAMERA VIEWER
SUNGLASSES	BINOCULARS
WINDSHIELD	TELESCOPE
SIDE WINDOW OF VEHICLE	THEODOLITE
WINDOWPANE	OTHER

A. DO YOU ORDINARILY WEAR GLASSES?  YES  NO

B. DO YOU USE READING GLASSES? <sup>WIFE</sup>  YES  NO

18. WHAT WAS YOUR IMPRESSION OF THE SPEED OF THE PHENOMENON? GIVE ESTIMATE OF SPEED 75-80 mph

19. WHAT WAS YOUR IMPRESSION OF THE DISTANCE OF THE PHENOMENON? GIVE ESTIMATE OF DISTANCE 1500-2000 ft

20. IN ORDER THAT WE MAY OBTAIN AS CLEAR A PICTURE AS POSSIBLE OF WHAT YOU SAW, DESCRIBE IN YOUR OWN WORDS A COMMON OBJECT OR OBJECTS WHICH, WHEN PLACED IN THE SKY, SIMILAR TO WHERE YOU NOTED THE PHENOMENON, WOULD BEAR SOME RESEMBLANCE TO WHAT YOU SAW. DESCRIBE SIMILARITIES AND DIFFERENCES BETWEEN THE COMMON OBJECT AND WHAT YOU SAW.

1. the disk could be describe as a car headlight
2. the blade-like object looked like a tail of a whirly-bird revolving around the outside of the disk.
  - (b) a tail of a grasshopper larger as it got closer smaller as it moved further away
3. The blade-like object was going clockwise around the disk and was lighter than the disk - might be white

21. DID YOU NOTICE ANY ODDOR, NOISE, OR HEAT EMANATING FROM THE PHENOMENON OR ANY EFFECT ON YOURSELF, ANIMALS OR MACHINERY IN THE VICINITY?  YES  NO. IF "YES," DESCRIBE.

A. DID THE PHENOMENON DISTURB THE GROUND OR LEAVE ANY PHYSICAL EVIDENCE.  YES  NO. IF "YES," DESCRIBE.