

PROJECT 10073 RECORD

1. DATE - TIME GROUP 04/1900 4 Mar 69 05/0100Z	2. LOCATION Billings, Oklahoma
3. SOURCE Civilian	10. CONCLUSION Astro (VENUS)
4. NUMBER OF OBJECTS One	
5. LENGTH OF OBSERVATION 3 Hours	11. BRIEF SUMMARY AND ANALYSIS The observers sighted a bright light in the west. The light seemed to move from south to north and had a slight descent. The light was visible for 3 hours.
6. TYPE OF OBSERVATION Ground-Visual	
7. COURSE Seen in W	
8. PHOTOS <input type="checkbox"/> Yes <input checked="" type="checkbox"/> No	
9. PHYSICAL EVIDENCE <input type="checkbox"/> Yes <input checked="" type="checkbox"/> No	

11. IF THERE WERE MORE THAN ONE PHENOMENON, HOW MANY WERE THERE? DRAW A PICTURE TO SHOW HOW THEY WERE ARRANGED. DID THIS ARRANGEMENT CHANGE DURING THE SIGHTING? *11/11*

Only one phenomenon observed.

CONDITIONS (Check appropriate boxes)			
A. SKY		B. WEATHER	
DAY		CUMULUS CLOUDS (Low / Puffy)	FOG OR MIST
TWILIGHT		CIRRUS CLOUDS (High / Sleazy or Herringbone)	HEAVY RAIN
NIGHT			LIGHT RAIN OR DRIZZLE
CLEAR		NIMBUS CLOUDS (Rain)	HAUL
PARTLY CLOUDY		CUMULONIMBUS CLOUDS (Thunderstorms)	SNOW OR SLEET
COMPLETELY OVERCAST			UNKNOWN
		HAZE OR SMOG	NONE OF THE ABOVE

C. IF THE SIGHTING WAS AT TWILIGHT OR NIGHT, WHAT DID YOU NOTICE ABOUT THE STARS AND MOON?

(1) STARS		(2) MOON	
NONE		BRIGHT MOONLIGHT	NO MOONLIGHT
A FEW		MOON WITH HALO	UNKNOWN
MANY		MOON HIDDEN BY CLOUDS	
UNKNOWN		PARTIAL (New or quarter)	

D. IF SIGHTING WAS IN DAYLIGHT, WAS THE SUN VISIBLE? YES NO. IF "YES," WHERE WAS THE SUN AS YOU FACED THE PHENOMENON?

IN FRONT OF YOU	TO YOUR RIGHT	OVERHEAD (Next noon)
IN BACK OF YOU	TO YOUR LEFT	UNKNOWN

E. SPECIFY THE MAJOR SOURCE OF ILLUMINATION PRESENT DURING THE SIGHTING, SUCH AS THE SUN, HEADLIGHTS OR STREET LAMP, ETC. FOR TERRESTRIAL ILLUMINATION, SPECIFY DISTANCE TO LIGHT SOURCE.

Yard light was illuminated but was not in close proximity with phenomenon.

12. GIVE A BRIEF DESCRIPTION OF THE PHENOMENON, INDICATING WHETHER IT APPEARED DARK OR LIGHT, WHETHER IT REFLECTED LIGHT OR WAS SELF-LUMINOUS AND WHAT COLORS YOU NOTICED. DESCRIBE YOUR IMPRESSION OF WHETHER IT WAS SOLID OR TRANSPARENT, WHETHER EDGES WERE SHARP OR FUZZY. DESCRIBE THE SHAPE OR INDICATE IF IT APPEARED AS A POINT OF LIGHT. INDICATE COMPARISONS WITH OTHER OBSERVED OBJECTS, LIKE STARS, A LIGHT OR OTHER OBJECT IN YOUR FIELD OF VIEW.

"It was like a real bright star. Then when we put the binoculars on it looked like a cluster of little sparkly lights, like little gems reflecting light back, except for on the north side there was a bright round-like spotlight. Later, this light moved from the north to the south side of this object. It was in the form of a circle and you could not see through it. It moved in a straight line. It appeared to stand still at times."

DID THE PHENOMENON		YES	NO
1. MOVED IN A STRAIGHT LINE?		X	
2. LANE STAYED IN ANY LINE?		X	
3. DID ONLY THE LEADER AND RUN AWAY?			X
4. BANG OR PARTS AND EXPLODE?			X
5. SHAKY OBJECT?		X	
6. WAVE OF SOUND?			X
7. SHAKING OF TREES?			X
8. OTHER SOUND?			X
9. FLUTTER OR VIBRATE?			X
10. DISAPPEAR AND REAPPEAR?			X
11. WAVE LIKE OBJECT?			X
12. MAKE A NOISE?			X
13. FLUTTER OR VIBRATE?			X

14. WHAT DREW YOUR ATTENTION TO THE PHENOMENON?
 Phone call received from a relative.

15. HOW DID IT FINALLY DISAPPEAR?

It went off toward the horizon. It turned more of a reddish color.

16. DID THE PHENOMENON MOVE BEHIND OR IN FRONT OF SOMETHING, LIKE A CLOUD, TREE, OR BUILDING AT ANY TIME?
 YES NO. IF "YES," DESCRIBE.

15. DRAW A SKETCH THAT WILL SHOW THE SHAPE OF THE PHENOMENON. INCLUDE ANY LABELS OR DETAILS THAT MIGHT HAVE APPEARED AS WINGS OR PROTRUSIONS, AND INDICATE EXHAUST OR VAPOR TRAILS. INDICATE BY AN ARROW THE DIRECTION THE PHENOMENON WAS MOVING.



16. WHAT WAS THE ANGULAR SIZE? HOLD A MATCH AT ARM'S LENGTH IN FRONT OF A KNOWN OBJECT, SUCH AS A STREET LAMP OR THE MOON. NOTE HOW MUCH OF THE OBJECT IS COVERED BY THE HEAD OF THE MATCH. NOW IF YOU HAD BEEN ABLE TO PERFORM THIS EXPERIMENT AT THE TIME OF THE SIGHTING, ESTIMATE WHAT FRACTION OF THE PHENOMENON WOULD HAVE BEEN COVERED BY THE MATCH HEAD.

About the size of a grapefruit.

17. How did you see the phenomenon through any of the following? Indicate the location on figure 1, or, attach lens prescription or other applicable data.

CAMERA VIEWER
 BINOCULARS
 TELESCOPE
 TELESCOPE
 OTHER

18. DID YOU WEAR EYEGLASSES? YES NO 19. DID YOU WEAR READING GLASSES? YES NO

20. WHAT WAS YOUR IMPRESSION OF THE SPEED OF THE PHENOMENON? GIVE ESTIMATE OF SPEED 21. WHAT WAS YOUR IMPRESSION OF THE DISTANCE OF THE PHENOMENON? GIVE ESTIMATE OF DISTANCE

20. IN ORDER THAT WE MAY OBTAIN AS CLEAR A PICTURE AS POSSIBLE OF WHAT YOU SAW, DESCRIBE IN YOUR OWN WORDS A COMMON OBJECT OR OBJECTS WHICH, WHEN PLACED IN THE SKY, SIMILAR TO WHERE YOU NOTED THE PHENOMENON, WOULD BEAR SOME RESEMBLANCE TO WHAT YOU SAW. DESCRIBE SIMILARITIES AND DIFFERENCES BETWEEN THE COMMON OBJECT AND WHAT YOU SAW.

No

21. DID YOU NOTICE ANY ODOR, NOISE, OR HEAT EMANATING FROM THE PHENOMENON OR ANY EFFECT ON YOURSELF, ANIMALS OR MACHINERY IN THE VICINITY? YES NO. IF "YES," DESCRIBE.

22. DID THE PHENOMENON DISTURB THE GROUND OR LEAVE ANY PHYSICAL EVIDENCE. YES NO. IF "YES," DESCRIBE.

12. HAVE YOU EVER SEEN THIS OR A SIMILAR PHENOMENON AT ANY LOCATION?

NO YES

13. IF "YES," GIVE DATE AND

14. WERE ANYONE WITH YOU AT THE TIME YOU SAW THE PHENOMENON? YES NO

15. IF "YES," DID THEY SEE IT TOO?

YES NO

16. LIST THE NAMES AND ADDRESSES OF ALL PERSONS WITH WHOM YOU

[REDACTED]

17. GIVE THE FOLLOWING INFORMATION ABOUT THE PHENOMENON:

18. LAST NAME OF PERSON WHO REPORTED PHENOMENON

19. CITY, STATE AND ZIP CODE

20. PHONE NUMBER (and number)

21. ADDITIONAL INFORMATION

None

AGE

42

MALE

X

FEMALE

22. OCCUPATION AND ANY EXPERIENCE WHICH MAY BE PERTINENT.

23. WHEN AND TO WHOM DID YOU REPORT THAT YOU HAD OBSERVED THIS PHENOMENON?

NAME Radio Station KCRG in Enid, Okla DAY 4 MONTH March YEAR 1969

24. DATE YOU COMPLETED THIS QUESTIONNAIRE. DAY 5 MONTH March YEAR 1969

IF INFORMATION IS NOT FULLY PROVIDED BUT WHICH IS NOT ADMINISTERED COVERED IN THIS QUESTIONNAIRE,
ALTERNATIVELY PROVIDE A NARRATIVE EXPLANATION OF THE SIGNING.

None

Research and Development

UNIDENTIFIED FLYING OBJECTS (UFO)

AFR 85-17, 10 September 1966, is changed as follows:

7. *Investigation.* Each commander of an Air Force base within the United States will provide a UFO . . . sighting for action.

8. *EXCEPTIONS:* FTD at Wright-Patterson . . . for separate investigations. The University of Colorado, under a research agreement with the Air Force, will conduct a study of UFOs. This program (to run approximately 15 months) will be conducted independently and without restrictions. The university will enlist the assistance of other conveniently located institutions that can field investigative teams. All UFO reports will be submitted to the University of Colorado, which will be given the fullest cooperation of all UFO Investigating Officers. Every effort will be made to keep all UFO reports unclassified. However, if it is necessary to classify a report because of method of detection or other factors not related to the UFO, a separate report including all possible information will be sent to the University of Colorado.

9. *The Deputy Chief of Staff, . . . reported within the United States. All Air Force activities within the United States will conduct UFO . . . investigation with FTD.*

85(3). University of Colorado, Boulder CO 80502, Dr. Condon. (Mail copy of message form.)

10. *Reports.* If followup action is required on electrically transmitted reports, prepare an investigative report on AF Form 117, "Sighting of Unidentified Phenomena Questionnaire," which will be reproduced locally on 8" x 10 1/2" paper in accordance with attachment 1 (9 pages). Send the completed investigative report to FTD (TDETR), Wright-Patterson AFB OH 45433. FTD will send the reports to interested organizations in the United States and to Secretary of the Air Force (SAFOI), Wash DC 20330, if required.

11. *Negative or Inapplicable Data.* Renumber as paragraph 9.

12. *Position title, name, rank, official address, telephone area code, office and home telephone, and comments of the preparing officer, including his preliminary analysis of the possible cause of the sighting. (See paragraph 10.)*

BY ORDER OF THE SECRETARY OF THE AIR FORCE

OFFICIAL

R. J. PUGH, Colonel, USAF
Director of Administrative Services

J. P. McCONNELL, General, USAF
Chief of Staff

1 Attachment
AF Form 117, "Sighting of Unidentified Phenomena Questionnaire"

This regulation supersedes AFR 85-17A, 8 November 1963.

OPR: AFRDDG
DISTRIBUTION: S

STATEMENT OF UNIDENTIFIED PHENOMENA QUESTIONNAIRE

Replaces AF FORM 117, 1954, and AF FORM 117-1, 1954

THIS QUESTIONNAIRE HAS BEEN PREPARED SO THAT YOU CAN GIVE THE U.S. AIR FORCE AS MUCH INFORMATION AS YOU CAN CONCERNING THE UNIDENTIFIED PHENOMENON THAT YOU HAVE OBSERVED. PLEASE TRY TO ANSWER ALL OF THE QUESTIONS. THE INFORMATION YOU GIVE WILL BE USED FOR RESEARCH PURPOSES ONLY AND WILL NOT BE USED IN CONNECTION WITH ANY OF YOUR STATEMENTS OR CONCLUSIONS REGARDING YOUR PHENOMENON. RETURN TO AIR FORCE BASE INVESTIGATOR FOR FORWARDING TO FTD (FORMERLY FTD) ATTON, WASHINGTON 20330, 12X APR 80-17. (IF ADDITIONAL SHEETS ARE NEEDED FOR NARRATIVE OR SKETCHES ATTACH SEPARATELY TO THIS FORM OR ANNOTATE WITH YOUR NAME FOR IDENTIFICATION.)

1. WHEN DID YOU SEE THE PHENOMENON? DAY 4 MONTH March YEAR 1969

2. WHAT TIME DID YOU FIRST SIGHT THE PHENOMENON? HOUR 1900 MINUTES 45 [] A.M. [X] P.M.

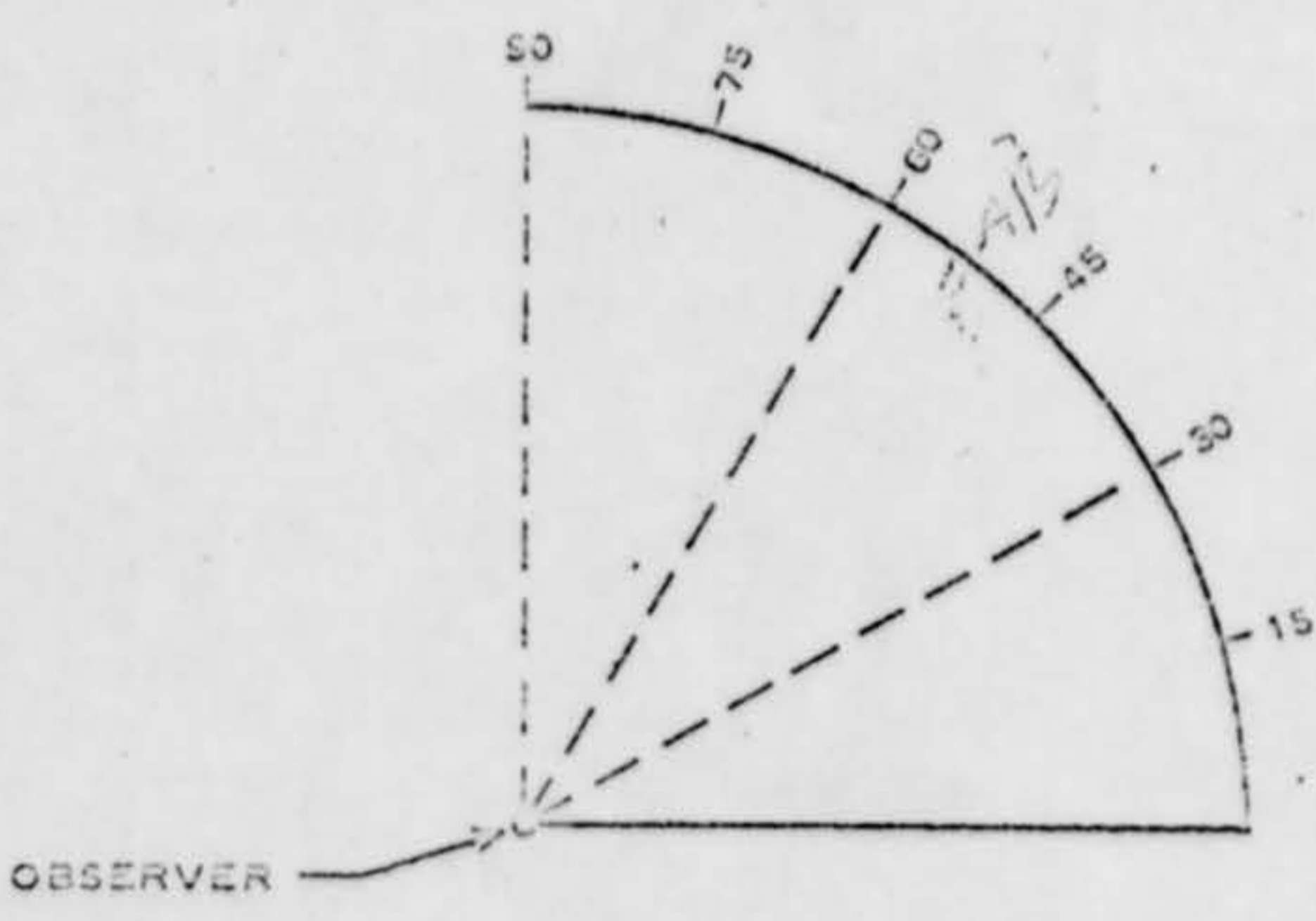
3. WHAT TIME DID YOU LAST SIGHT THE PHENOMENON? HOUR 2100 MINUTES 30 [] A.M. [X] P.M.

4. TIME ZONE [] DAYLIGHT SAVINGS [X] STANDARD [] EASTERN [X] CENTRAL [] MOUNTAIN [] PACIFIC [] OTHER

5. WHERE WERE YOU WHEN YOU SAW THE PHENOMENON? IF IN CITY, GIVE THE NEAREST STREET ADDRESS AND INDICATE ON A HAND DRAWN MAP WHERE YOU WERE STANDING WITH REFERENCE TO THE ADDRESS. IF IN THE COUNTRY, IDENTIFY THE HIGHWAY YOU WERE ON OR NEAR AND TRY TO FIX A DISTANCE AND DIRECTION FROM SOME RECOGNIZABLE LANDMARK.

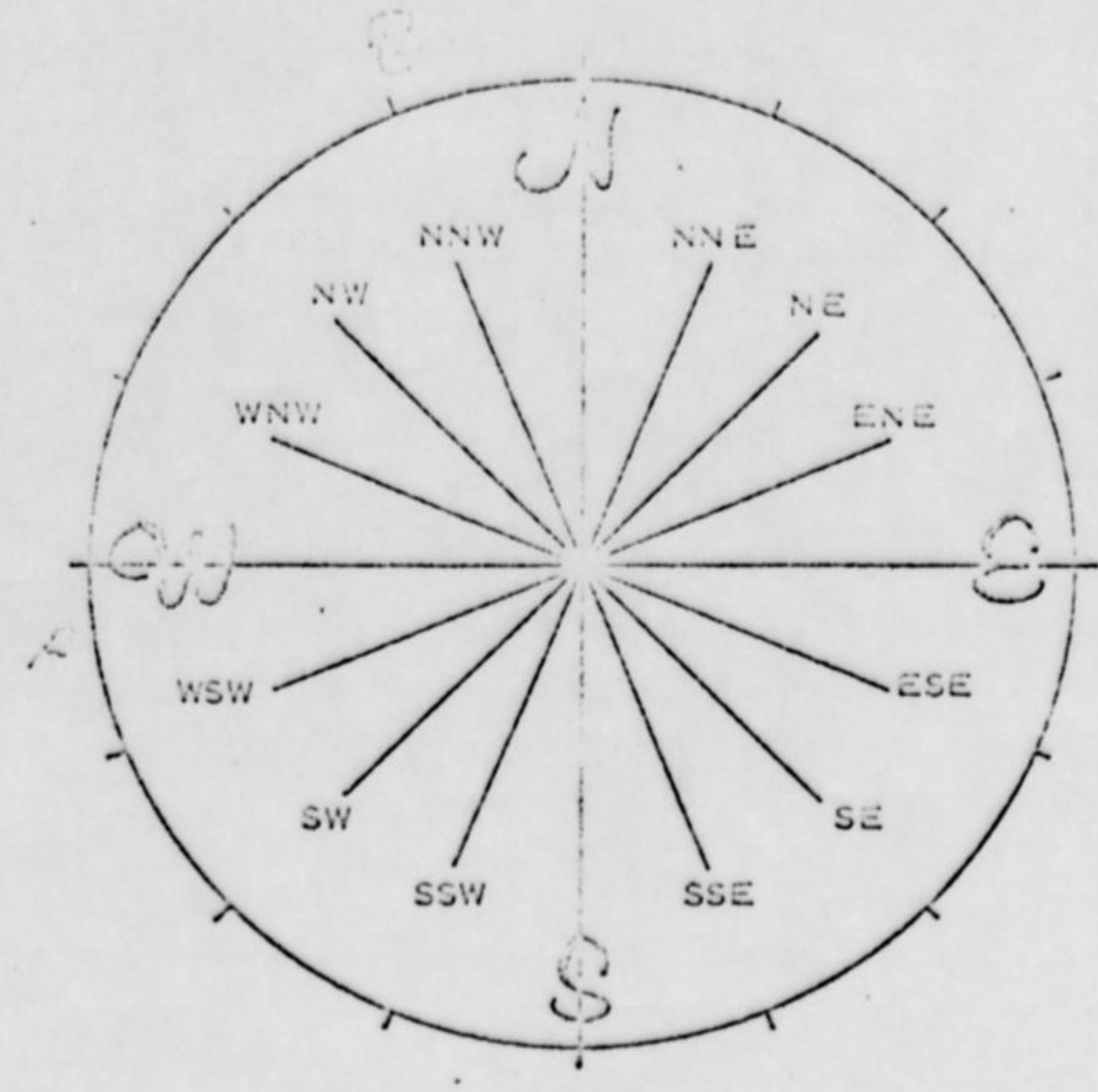
[REDACTED] two miles south of Highway 15.

6. IMAGINE YOU ARE AT THE POINT SHOWN IN THE SKETCH, PLACE AN "A" ON THE CURVED LINE TO SHOW HOW HIGH THE PHENOMENON WAS ABOVE THE HORIZON, OR SKYLINE, WHEN FIRST SEEN. PLACE A "B" ON THE SAME CURVED LINE TO SHOW HOW HIGH ABOVE THE HORIZON THE PHENOMENON WAS WHEN LAST SEEN.

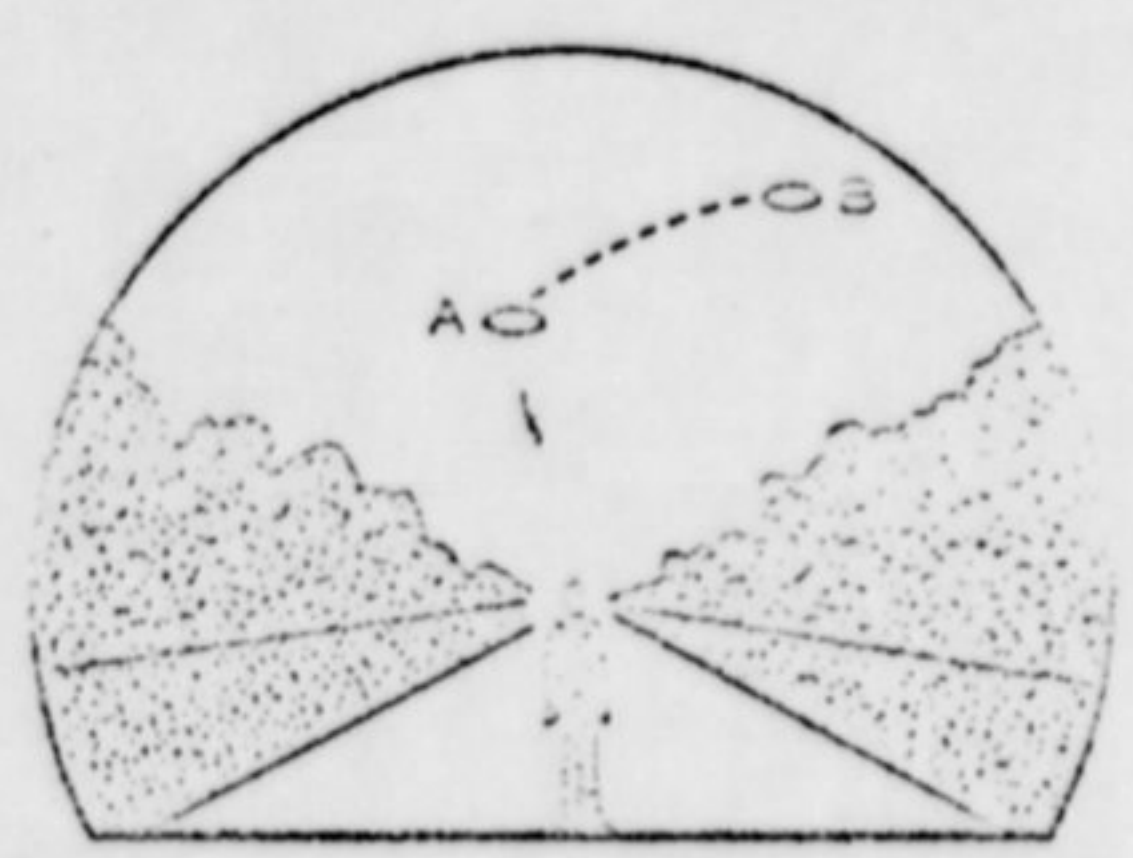



ATCH 1

6. NOW IMAGINE YOU ARE AT THE CENTER OF THE COMPASS ROSE. PLACE AN "A" ON THE COMPASS TO INDICATE THE DIRECTION TO THE PHENOMENON WHEN FIRST SEEN. PLACE A "B" ON THE COMPASS TO INDICATE THE DIRECTION TO THE PHENOMENON WHEN LAST SEEN.



7. IN THE SKETCH BELOW, PLACE AN "A" AT THE POSITION OF THE PHENOMENON WHEN FIRST SEEN, AND A "B" AT THE POSITION OF THE PHENOMENON WHEN LAST SEEN. CONNECT THE "A" AND "B" WITH A LINE TO APPROXIMATE THE MOVEMENT OF THE PHENOMENON BETWEEN "A" AND "B". THAT IS, SCHEMATICALLY SHOW WHETHER THE MOVEMENT APPEARED TO BE STRAIGHT, CURVED OR ZIG-ZAG. REFER TO SMALLER SKETCH AS AN EXAMPLE OF HOW TO COMPLETE THE LARGER SKETCH.



WHERE WERE YOU WHEN YOU SAW THE PHENOMENON? (Check appropriate boxes.)

OUTDOORS	IN BUSINESS SECTION OF CITY	
IN BUILDING	IN RESIDENTIAL SECTION OF CITY	
<input checked="" type="checkbox"/> IN CAR	<input checked="" type="checkbox"/> AS DRIVER	<input type="checkbox"/> AS PASSENGER
IN BOAT	IN OPEN COUNTRY	
IN AIRPLANE	<input type="checkbox"/> AS PILOT	<input type="checkbox"/> AS PASSENGER
OTHER	NEAR AIRFIELD	
	FLYING OVER CITY	
	FLYING OVER OPEN COUNTRY	
	OTHER	

8. IF YOU WERE IN A VEHICLE, COMPLETE THE FOLLOWING:

WHAT DIRECTION WERE YOU MOVING?		HOW FAST WERE YOU MOVING?
NORTH	EAST	25-30 miles per hour
SOUTH	<input checked="" type="checkbox"/> WEST	DID YOU STOP ANYTIME WHILE OBSERVING THE PHENOMENON?
NORTHEAST	SOUTHEAST	<input checked="" type="checkbox"/> YES <input type="checkbox"/> NO
NORTHWEST	SOUTHWEST	

EXPLAIN WHETHER SUCH MOVEMENT AFFECTS YOUR SKETCHES IN ITEMS 5 AND 6.
 No,

9. DESCRIBE TYPE OF VEHICLE YOU WERE IN AND TYPE OF ROAD, TERRAIN OR BODY OF WATER YOU TRAVERSED DURING THE SIGHTING. STATE WHETHER WINDOWS OR CONVERTIBLE TOP WERE UP OR DOWN.
 1968 Ford Police car. Dirt roads (red). No body of water in area.
 The left window of the car was down and the right window was up.

HOW MUCH OTHER TRAFFIC WAS THERE?
 Three pickup trucks were observed.

DID YOU NOTICE ANY AIRPLANES? YES NO. IF "YES," DESCRIBE WHEN THEY WERE IN SIGHT RELATIVE TO THE TIME OF SIGHTING THE PHENOMENON AND WHERE THEY WERE IN THE SKY RELATIVE TO THE POSITION OF THE PHENOMENON.
 Two airplanes were observed, both were propeller-driven, one dual engine and the other single engine. One was travelling in an east-west direction and the other in a southwest direction toward Vance AFB, Okla. Both aircraft were much lower than the phenomenon.

9. HOW LONG WAS THE PHENOMENON IN SIGHT?

LENGTH OF TIME	CERTAIN OF TIME	NOT VERY SURE
About an hour and a half	<input checked="" type="checkbox"/> FAIRLY CERTAIN	JUST A GUESS

HOW WAS TIME DETERMINED?
 Clock was checked at trooper's home upon departure for scene, plus radio contact.

10. WAS THE PHENOMENON IN SIGHT CONTINUOUSLY? YES NO. IF "NO," INDICATE WHETHER THIS IS DUE TO YOUR MOVEMENT OR THE BEHAVIOR OF THE PHENOMENON, AND DESCRIBE SUCH MOVEMENT OR BEHAVIOR. INDICATE DISAPPEARANCES ON PREVIOUS SKETCHES.

NNNN

VZCZCAD271

PTTIZYJW RUMTFBA1184 0662201-UUUU--RIVAADA

08.22/g

01 MAR 01 08z

ZNR UUUU

PRIORITY

0372000Z MAR 69

FM 3575 PLTINGWG VANCE AFB OKLA

TO RUEFQA/CSAF/SAFOL/WAR I DT

RUEFQA/CSAF/AFRDC

RUMNFVA/ADC

RUMTBA/31 AIRDIV OKLA CITY AFB OKLA

RIVAADA/FTD/TDPT(UFO)WPAB OHIO

BT

UNCLAS DCO-03

PT/UFO

UFO, THE FOLLOWING INFORMATION IS SUBMITTED AS REQUIRED IN PARAGRAPH 11, AFR 80-17.

A. DESCRIPTION OF THE OBJECT:

- (1) SHAPE: ROUND WITH A PROTRUSION ON ONE SIDE.
- (2) SIZE COMPARED TO KNOWN OBJECT:
 - (A) GRAPEFRUIT
 - (B) SIZE OF STREETLIGHT COMPARED TO A REGULAR

LIGHTBULB.

- (3) COLOR: BRIGHT WHITE, REDDISH TINT.
- (4) NUMBER: ONE
- (5) FORMATION: N/A

10. IF THERE WERE MORE THAN ONE PHENOMENON, HOW MANY WERE THERE? DRAW A PICTURE TO SHOW HOW THEY WERE ARRANGED. DID THIS ARRANGEMENT CHANGE DURING THE SIGHTING?

There was only one phenomenon observed.

11. CONDITIONS (Check appropriate blocks.)			
A. SKY		B. WEATHER	
<input type="checkbox"/> DAY		<input type="checkbox"/> CUMULUS CLOUDS (Low fluffy)	<input type="checkbox"/> FOG OR MIST
<input type="checkbox"/> TWILIGHT		<input type="checkbox"/> CIRRUS CLOUDS (High fleecy or Herring-bone)	<input type="checkbox"/> HEAVY RAIN
<input checked="" type="checkbox"/> NIGHT		<input type="checkbox"/> NIMBUS CLOUDS (Rain)	<input type="checkbox"/> LIGHT RAIN OR DRIZZLE
<input checked="" type="checkbox"/> CLEAR		<input type="checkbox"/> CUMULONIMBUS CLOUDS (Thunderstorms)	<input type="checkbox"/> HAIL
<input type="checkbox"/> PARTLY CLOUDY		<input type="checkbox"/> HAZE OR SMOG	<input type="checkbox"/> SNOW OR SLEET
<input type="checkbox"/> COMPLETELY OVERCAST			<input type="checkbox"/> UNKNOWN
			<input checked="" type="checkbox"/> NONE OF THE ABOVE

C. IF THE SIGHTING WAS AT TWILIGHT OR NIGHT, WHAT DID YOU NOTICE ABOUT THE STARS AND MOON?

(1) STARS		(2) MOON	
<input type="checkbox"/> NONE		<input checked="" type="checkbox"/> BRIGHT MOONLIGHT	<input type="checkbox"/> NO MOONLIGHT.
<input type="checkbox"/> A FEW		<input type="checkbox"/> MOON WITH HALO	<input type="checkbox"/> UNKNOWN
<input checked="" type="checkbox"/> MANY		<input type="checkbox"/> MOON HIDDEN BY CLOUDS	
<input type="checkbox"/> UNKNOWN		<input type="checkbox"/> PARTIAL (New or quarter)	

D. IF SIGHTING WAS IN DAYLIGHT, WAS THE SUN VISIBLE? YES NO. IF "YES," WHERE WAS THE SUN AS YOU FACED THE PHENOMENON? N/A

<input type="checkbox"/> IN FRONT OF YOU	<input type="checkbox"/> TO YOUR RIGHT	<input type="checkbox"/> OVERHEAD (New moon)
<input type="checkbox"/> IN BACK OF YOU	<input type="checkbox"/> TO YOUR LEFT	<input type="checkbox"/> UNKNOWN

E. SPECIFY THE MAJOR SOURCE OF ILLUMINATION PRESENT DURING THE SIGHTING, SUCH AS THE SUN, HEADLIGHTS OR STREET LAMP, ETC. FOR TERRESTRIAL ILLUMINATION, SPECIFY DISTANCE TO LIGHT SOURCE.

Moonlight

12. GIVE A BRIEF DESCRIPTION OF THE PHENOMENON, INDICATING WHETHER IT APPEARED DARK OR LIGHT, WHETHER IT REFLECTED LIGHT OR WAS SELF-LUMINOUS AND WHAT COLORS YOU NOTICED. DESCRIBE YOUR IMPRESSION OF WHETHER IT WAS SOLID OR TRANSPARENT, WHETHER EDGES WERE SHARP OR FUZZY. DESCRIBE THE SHAPE, OR INDICATE IF IT APPEARED AS A POINT OF LIGHT. INDICATE COMPARISONS WITH OTHER OBSERVED OBJECTS, LIKE STARS, A LIGHT OR OTHER OBJECT IN YOUR FIELD OF VIEW. "It was a whole lot brighter than a star. It was

white light, bright, with reddish tint, and sort of round, but not completely round. "It was all bright light with the same amount of illumination."

13.	DID THE PHENOMENON	YES	NO	UNSURE
	MOVE IN A STRAIGHT LINE?	X		
	STAND STILL AT ANY TIME?	X		
	SUDDENLY SPEED UP AND RUN AWAY?		X	
	BREAK UP IN PARTS AND EXPLODE?		X	
	CHANGE COLOR?		X	
	GIVE OFF SMOKE?		X	
	CHANGE BRIGHTNESS?		X	
	CHANGE SHAPE?		X	
	FLASH OR FLICKER?		X	
	DISAPPEAR AND REAPPEAR?		X	
	SPIN LIKE A TOP?		X	
	MAKE A NOISE?		X	
	FLUTTER OR VIBRATE?		X	

14. WHAT DREW YOUR ATTENTION TO THE PHENOMENON?


District headquarters at Pawnee, Okla (Okla Highway Patrol) called patrolman and asked him to investigate and verify sighting of a UFO at the Hofstetler farm in Billings, Okla.

A. HOW DID IT FINALLY DISAPPEAR?

Observer left the scene to go to a service station for gas for his patrol car. When he looked for the phenomenon again it was no longer in sight.

B. DID THE PHENOMENON MOVE BEHIND OR IN FRONT OF SOMETHING, LIKE A CLOUD, TREE, OR BUILDING AT ANY TIME?
 YES NO. IF "YES," DESCRIBE.

15. DRAW A SKETCH THAT WILL SHOW THE SHAPE OF THE PHENOMENON, HEIGHT, AND LENGTH. IF DETAILS THAT WERE
OBSERVED HAVE APPEARED AS WINGS OR PROTRUSIONS, AND INDICATE EXHAUST OR VAPOR TRAILS. INDICATE BY AN ARROW THE
DIRECTION THE PHENOMENON WAS MOVING.



16. WHAT WAS THE ANGULAR SIZE? HOLD A MATCH AT ARM'S LENGTH IN FRONT OF A KNOWN OBJECT, SUCH AS A STREET
LAMP OR THE MOON. NOTE HOW MUCH OF THE OBJECT IS COVERED BY THE HEAD OF THE MATCH. NOW IF YOU HAD
BEEN ABLE TO PERFORM THIS EXPERIMENT AT THE TIME OF THE SIGHTING, ESTIMATE WHAT FRACTION OF THE
PHENOMENON WOULD HAVE BEEN COVERED BY THE MATCH HEAD. Phenomenon appeared to be the

size of a streetlight as compared to a 150 watt lightbulb. Phenomenon appeared
also to be that much brighter when also compared to the 150 watt lightbulb.

DO YOU OBSERVE THE PHENOMENON THROUGH ANY OF THE FOLLOWING? INCLUDE INFORMATION ON MODEL, TYPE, FILTER, LENS PRESCRIPTION OR OTHER APPLICABLE DATA.

<input type="checkbox"/> EYEGLASSES	<input type="checkbox"/> CAMERA VIEWER
<input type="checkbox"/> BINOCULARS	<input type="checkbox"/> BINSOCULARS
<input checked="" type="checkbox"/> WINDOW	<input type="checkbox"/> TELESCOPE
<input type="checkbox"/> SIDE WINDOW OF VEHICLE	<input type="checkbox"/> TELEPHONE
<input type="checkbox"/> WINDOW	<input checked="" type="checkbox"/> OTHER CLASSIFICATION OF OPTICAL OPT. ISO.

A. DO YOU USUALLY WEAR GLASSES? YES NO

B. DO YOU USE READING GLASSES? YES NO

18. WHAT WAS YOUR IMPRESSION OF THE SPEED OF THE PHENOMENON? GIVE ESTIMATE OF SPEED VERY SLOW

19. WHAT WAS YOUR IMPRESSION OF THE DISTANCE OF THE PHENOMENON? GIVE ESTIMATE OF DISTANCE UNKNOWN

20. IN ORDER THAT WE MAY OBTAIN AS CLEAR A PICTURE AS POSSIBLE OF WHAT YOU SAW, DESCRIBE IN YOUR OWN WORDS A COMMON OBJECT OR OBJECTS WHICH, WHEN PLACED IN THE SKY, SIMILAR TO WHERE YOU NOTED THE PHENOMENON, WOULD BEAR SOME RESEMBLANCE TO WHAT YOU SAW. DESCRIBE SIMILARITIES AND DIFFERENCES BETWEEN THE COMMON OBJECT AND WHAT YOU SAW. NONE

21. DID YOU NOTICE ANY ODOR, NOISE, OR HEAT EMANATING FROM THE PHENOMENON OR ANY EFFECT ON YOURSELF, ANIMALS OR MACHINERY IN THE VICINITY? YES NO. IF "YES," DESCRIBE.

A. DID THE PHENOMENON DISTURB THE GROUND OR LEAVE ANY PHYSICAL EVIDENCE. YES NO. IF "YES," DESCRIBE.

22. HAVE YOU EVER SEEN THIS OR A SIMILAR PHENOMENON BEFORE? NO. IF "YES" GIVE DATE AND LOCATION. "I saw a pretty bright star the night before, and it looked to be like pretty much the same thing. I also saw this bright star about the same time as I saw the phenomenon last night. Also about the same relative position."

23. WAS ANYONE WITH YOU AT THE TIME YOU SAW THE PHENOMENON? YES NO. IF "YES," DID THEY SEE IT TOO? YES NO.

A. LIST THEIR NAMES AND ADDRESSES

N/A

24. GIVE THE FOLLOWING INFORMATION ABOUT YOURSELF

LAST NAME, FIRST NAME, MIDDLE NAME

[REDACTED]

ADDRESS

[REDACTED]

AGE 28 MALE FEMALE

INDICATE ADDITIONAL INFORMATION INCLUDING OCCUPATION AND ANY EXPERIENCE WHICH MAY BE PERTINENT.

None

25. WHEN AND TO WHOM DID YOU REPORT THAT YOU HAD SIGHTED THIS PHENOMENON?

NAME Okla Hwy Patrol Pawnee Post DAY 4 MONTH March YEAR 1969

26. DATE YOU COMPLETED THIS QUESTIONNAIRE.

DAY 5 MONTH March YEAR 1969

SIGHTING OF UNIDENTIFIED PHENOMENA QUESTIONNAIRE

ADULT SURVEY APPROVAL NUMBER 21-222

THIS QUESTIONNAIRE HAS BEEN PREPARED SO THAT YOU CAN GIVE THE U.S. AIR FORCE AS MUCH INFORMATION AS POSSIBLE CONCERNING THE UNIDENTIFIED PHENOMENON THAT YOU HAVE OBSERVED. PLEASE TRY TO ANSWER ALL OF THE QUESTIONS. THE INFORMATION YOU GIVE WILL BE USED FOR RESEARCH PURPOSES. YOUR NAME WILL NOT BE USED IN CONNECTION WITH ANY OF YOUR STATEMENTS OR CONCLUSIONS WITHOUT YOUR PERMISSION. RETURN TO AIR FORCE BASE INVESTIGATOR FOR FORWARDING TO FTD (TOETK), WRIGHT-PATTERSON AFB, OHIO 45433, 143 AFN 80-17. (IF ADDITIONAL SHEETS ARE NEEDED FOR NARRATIVE OR SKETCHES ATTACH SEPARATELY TO THIS FORM OR ANNOTATE WITH YOUR NAME FOR IDENTIFICATION.)

1. WHEN DID YOU SEE THE PHENOMENON? DAY 4 MONTH March YEAR 1969

2. WHAT TIME DID YOU FIRST SIGHT THE PHENOMENON? HOUR 1900 MINUTES 45 A.M. P.M.

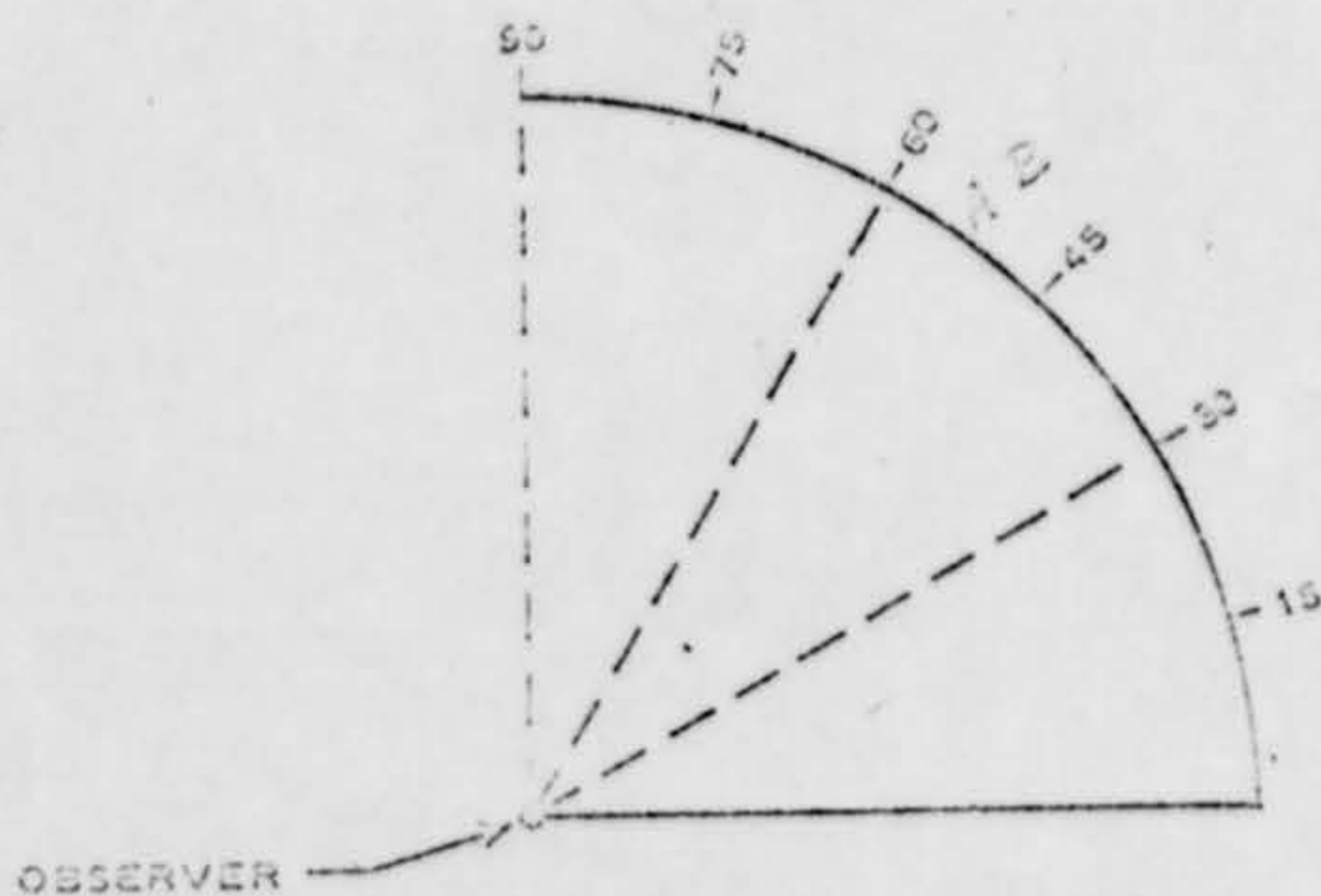
3. WHAT TIME DID YOU LAST SIGHT THE PHENOMENON? HOUR 2100 MINUTES 30 A.M. P.M.

4. TIME ZONE DAYLIGHT SAVINGS STANDARD EASTERN CENTRAL MOUNTAIN PACIFIC OTHER

5. WHERE WERE YOU WHEN YOU SAW THE PHENOMENON? IF IN CITY, GIVE THE NEAREST STREET ADDRESS AND INDICATE ON A HAND DRAWN MAP WHERE YOU WERE STANDING WITH REFERENCE TO THE ADDRESS. IF IN THE COUNTRY, IDENTIFY THE HIGHWAY YOU WERE ON OR NEAR AND TRY TO FIX A DISTANCE AND DIRECTION FROM SOME RECOGNIZABLE LANDMARK.

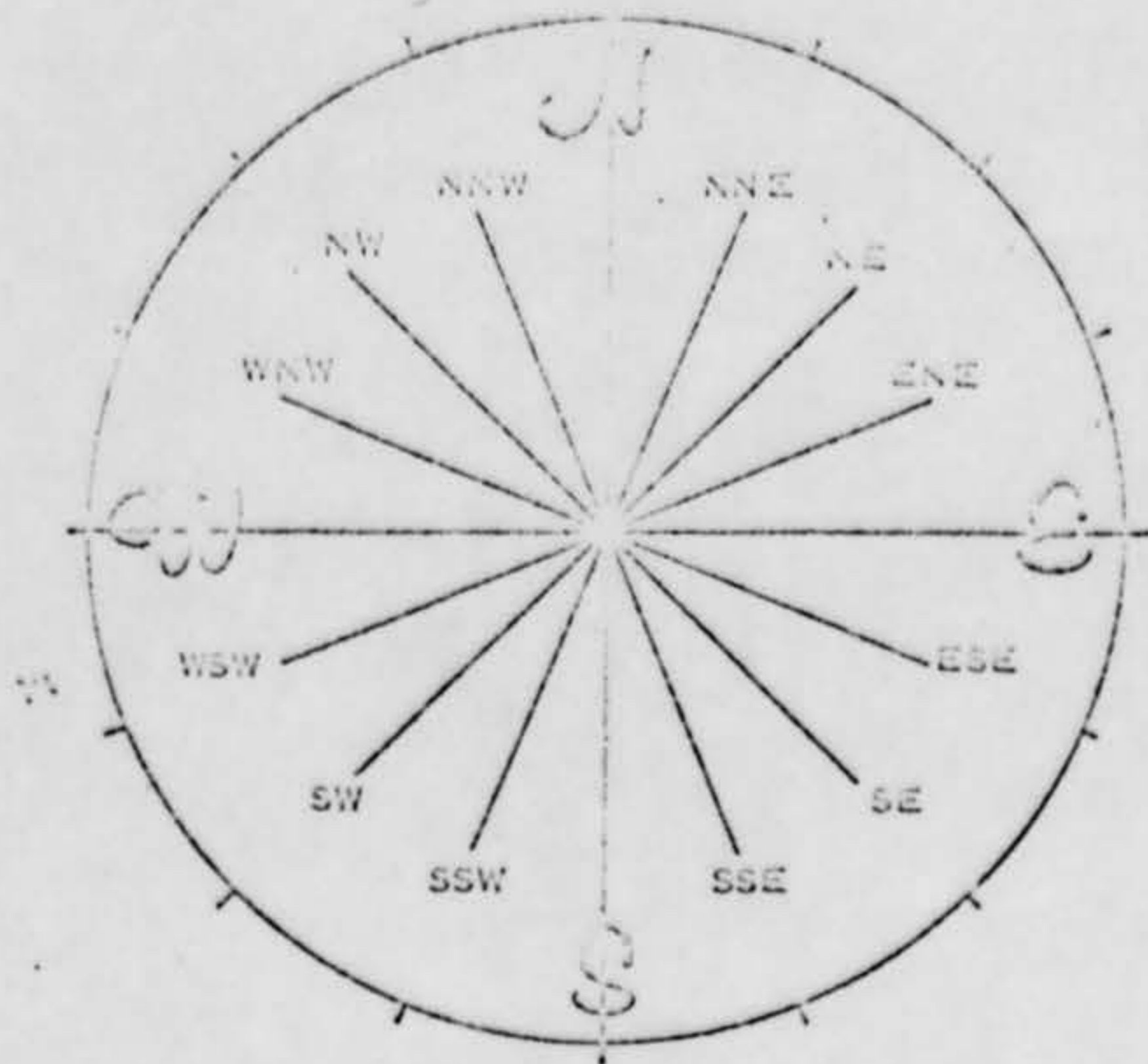
Two miles south and four miles west of Billings, Okla. Two miles south of Highway 15.

6. IMAGINE YOU ARE AT THE POINT SHOWN IN THE SKETCH, PLACE AN "A" ON THE CURVED LINE TO SHOW HOW HIGH THE PHENOMENON WAS ABOVE THE HORIZON, OR SKYLINE, WHEN FIRST SEEN. PLACE A "B" ON THE SAME CURVED LINE TO SHOW HOW HIGH ABOVE THE HORIZON THE PHENOMENON WAS WHEN LAST SEEN.

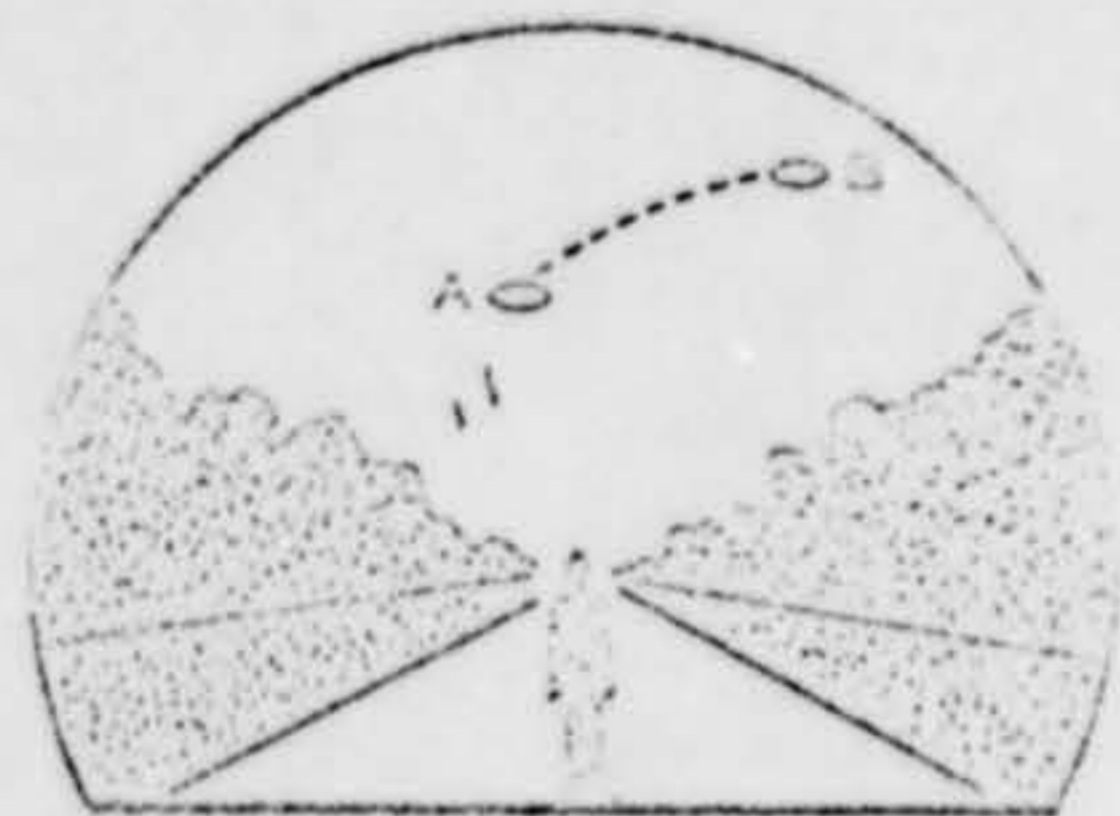
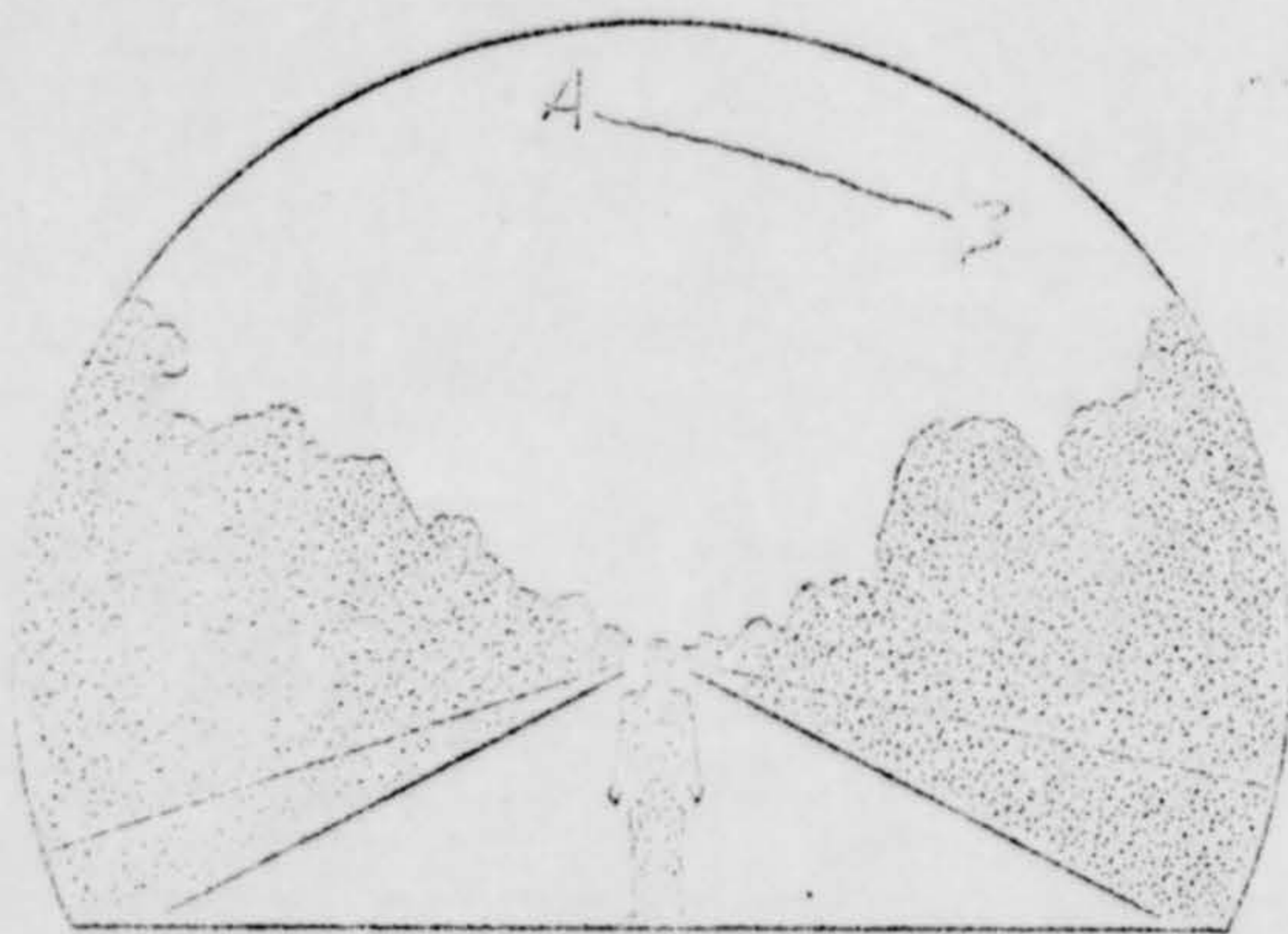


ATCH 1

6. AS OBSERVER, YOU ARE AT THE CENTER OF THE COMPASS ROSE. PLACE AN "A" ON THE COMPASS TO INDICATE THE DIRECTION TO THE PHENOMENON WHEN FIRST SEEN. PLACE A "B" ON THE COMPASS TO INDICATE THE DIRECTION TO THE PHENOMENON WHEN LAST SEEN.



7. IN THE SKETCH BELOW, PLACE AN "A" AT THE POSITION OF THE PHENOMENON WHEN FIRST SEEN, AND A "B" AT THE POSITION OF THE PHENOMENON WHEN LAST SEEN. CONNECT THE "A" AND "B" WITH A LINE TO APPROXIMATE THE MOVEMENT OF THE PHENOMENON BETWEEN "A" AND "B". THAT IS, SCHEMATICALLY SHOW WHETHER THE MOVEMENT APPEARED TO BE STRAIGHT, CURVED OR ZIG-ZAG. REFER TO SMALLER SKETCH AS AN EXAMPLE OF HOW TO COMPLETE THE LARGER SKETCH.



WHERE WERE YOU WHEN YOU SAW THE PHENOMENON? (Check appropriate boxes.)

OUTDOORS	IN DOWNTOWN SECTION OF CITY		
IN BUILDING	IN RESIDENTIAL SECTION OF CITY		
<input checked="" type="checkbox"/> IN CAR	<input checked="" type="checkbox"/> AS DRIVER	<input type="checkbox"/> AS PASSENGER	<input checked="" type="checkbox"/> IN OPEN COUNTRYSIDE
IN BOAT	NEAR AIRFIELD		
IN AIRPLANE	<input type="checkbox"/> AS PILOT	<input type="checkbox"/> AS PASSENGER	FLYING OVER CITY
OTHER	FLYING OVER OPEN COUNTRY		
	OTHER		

4. IF YOU WERE IN A VEHICLE, COMPLETE THE FOLLOWING:

WHAT DIRECTION WERE YOU MOVING?		HOW FAST WERE YOU MOVING?
NORTH	EAST	25-30 miles per hour
SOUTH	<input checked="" type="checkbox"/> WEST	DID YOU STOP ANYTIME WHILE OBSERVING THE PHENOMENON?
NORTHEAST	SOUTHEAST	<input checked="" type="checkbox"/> YES <input type="checkbox"/> NO
NORTHWEST	SOUTHWEST	

EXPLAIN WHETHER SUCH MOVEMENT AFFECTS YOUR SKETCHES IN ITEMS 5 AND 6.
No

DESCRIBE TYPE OF VEHICLE YOU WERE IN AND TYPE OF ROAD, TERRAIN OR BODY OF WATER YOU TRAVERSED DURING THE SIGHTING. STATE WHETHER WINDOWS OR CONVERTIBLE TOP WERE UP OR DOWN.
1968 Ford Police car. Dirt roads (red). No body of water in area.
The left window of the car was down and the right window was up.

HOW MUCH OTHER TRAFFIC WAS THERE?
Three pickup trucks were observed.

DID YOU NOTICE ANY AIRPLANES? YES NO. IF "YES," DESCRIBE WHEN THEY WERE IN SIGHT RELATIVE TO THE TIME OF SIGHTING THE PHENOMENON AND WHERE THEY WERE IN THE SKY RELATIVE TO THE POSITION OF THE PHENOMENON.
Two airplanes were observed, both were propeller-driven, one dual engine and the other single engine. One was traveling in an east-west direction and the other in a southwest direction toward Vance AFB, Okla. Both aircraft were much lower than the phenomenon.

5. HOW LONG WAS THE PHENOMENON IN SIGHT?

LENGTH OF TIME	CERTAIN OF TIME	NOT VERY SURE
About an hour and a half	<input checked="" type="checkbox"/> FAIRLY CERTAIN	<input type="checkbox"/> JUST A GUESS

HOW WAS TIME DETERMINED? A clock was checked at trooper's home upon departure for scene plus radio contact with patrol headquarters.

WAS THE PHENOMENON IN SIGHT CONTINUOUSLY? YES NO. IF "NO," INDICATE WHETHER THIS IS DUE TO YOUR MOVEMENT OR THE BEHAVIOR OF THE PHENOMENON, AND DESCRIBE SUCH MOVEMENT OR BEHAVIOR. INDICATE DISAPPEARANCES ON PREVIOUS SKETCHES.

10. IF THERE WERE MORE THAN ONE PHENOMENON, HOW MANY WERE THERE? DRAW A PICTURE TO SHOW HOW THEY WERE ARRANGED. DID THIS ARRANGEMENT CHANGE DURING THE SIGHTING?

There was only one phenomenon observed.

11. CONDITIONS (Check appropriate blocks.)			
A. SKY		B. WEATHER	
DAY		CUMULUS CLOUDS (low fluffy)	FOG OR MIST
TWILIGHT		CIRRUS CLOUDS (High fleecy or Herring-bone)	HEAVY RAIN
<input checked="" type="checkbox"/> NIGHT			LIGHT RAIN OR DRIZZLE
<input checked="" type="checkbox"/> CLEAR		NIMBUS CLOUDS (Rain)	HAIL
PARTLY CLOUDY		CUMULONIMBUS CLOUDS (Thunderstorms)	SNOW OR SLEET
COMPLETELY OVERCAST			UNKNOWN
		HAZE OR SMOG	<input checked="" type="checkbox"/> NONE OF THE ABOVE
C. IF THE SIGHTING WAS AT TWILIGHT OR NIGHT, WHAT DID YOU NOTICE ABOUT THE STARS AND MOON?			
1) STARS		2) MOON	
NONE		<input checked="" type="checkbox"/> BRIGHT MOONLIGHT	NO MOONLIGHT
A FEW		MOON WITH HALO	UNKNOWN
<input checked="" type="checkbox"/> MANY		MOON HIDDEN BY CLOUDS	
UNKNOWN		PARTIAL (New or quarter)	
D. IF SIGHTING WAS IN DAYLIGHT, WAS THE SUN VISIBLE? <input type="checkbox"/> YES <input type="checkbox"/> NO. IF "YES," WHERE WAS THE SUN AS YOU FACED THE PHENOMENON? N/A			
IN FRONT OF YOU		TO YOUR RIGHT	OVERHEAD (New moon)
IN BACK OF YOU		TO YOUR LEFT	UNKNOWN
E. SPECIFY THE MAJOR SOURCE OF ILLUMINATION PRESENT DURING THE SIGHTING, SUCH AS THE SUN, HEADLIGHTS OR STREET LAMP, ETC. FOR TERRESTRIAL ILLUMINATION, SPECIFY DISTANCE TO LIGHT SOURCE.			

Moonlight

12. GIVE A BRIEF DESCRIPTION OF THE PHENOMENON, INDICATING WHETHER IT APPEARED DARK OR LIGHT, WHETHER IT REFLECTED LIGHT OR WAS SELF-LUMINOUS AND WHAT COLORS YOU NOTICED. DESCRIBE YOUR IMPRESSION OF WHETHER IT WAS SOLID OR TRANSPARENT, WHETHER EDGES WERE SHARP OR FUZZY. DESCRIBE THE SHAPE OR INDICATE IF IT APPEARED AS A POINT OF LIGHT. INDICATE COMPARISONS WITH OTHER OBSERVED OBJECTS, LIKE STARS, A LIGHT OR OTHER OBJECT IN YOUR FIELD OF VIEW.

"Luminous type glow of it. It was a bright glow. At times it looked red, at times it was bright red, and at other times it was orange. At first, I thought that it might be a helicopter or something because it had a light that seemed to flash at times. But it seemed to stay solid at other times. I looked at it through binoculars and it seemed to be a bright orange. Of course, the tint of the binoculars might have had something to do with that. It was a bright glow like a flashlight, but it was clear and distinct as it could be. Lower part of object was oval, with a glare, and the top was cone shaped. Same amount of illumination from the center to the edges as there was anywhere on it. It was all solid and there was no rays coming out from it."

	DID THE PHENOMENON		YES	NO	DEFINITE
MOVE IN A STRAIGHT LINE?			X		
STAND STILL AT ANYTIME?			X		
SUDDENLY STOP, GO UP AND RUN AWAY?				X	
GO DOWN IN PARTS AND EXPLODE?				X	
CHANGE COLOR?				X	
GIVE OFF HEAT?				X	
CHANGE PULSATION?				X	
CHANGE SHAPE?				X	
FLASH OR FLICKER?				X	
DISAPPEAR AND REAPPEAR?				X	
SPIN LIKE A TOP?				X	
MAKE A NOISE?				X	
FLUTTER OR WOBBLE?				X	

14. WHAT DREW YOUR ATTENTION TO THE PHENOMENON?

District headquarters at Pawnee, Okla (Okla Highway Patrol) called patrolman and asked him to investigate and verify sighting of a UFO at the Hofstetler farm in Billings, Okla.

A. HOW DID IT FINALLY DISAPPEAR?

It faded out of sight in a northwestern direction. He also indicated that it did not disappear below the horizon but rather disappeared while above the horizon.

B. DID THE PHENOMENON MOVE BEHIND OR IN FRONT OF SOMETHING, LIKE A CLOUD, TREE, OR BUILDING AT ANY TIME?
 YES NO. IF "YES," DESCRIBE.

PAGE 3 OF 3 PAGES

(6) ANY DISCERNABLE FEATURES OR DETAILS: OVAL,
ROUND WITH A BULGE.

(7) TAIL, TRAIL, OR EXHAUST, INCLUDING ITS SIZE:

NONE

(8) SOUND: NONE

(9) OTHER PERTINENT OR UNUSUAL FEATURES: AS ABOVE

B. DESCRIPTION OF COURSE OF OBJECT(S):

(1) THE MOVEMENT AND BRIGHTNESS OF THE OBJECT ATTRACTED THE OBSERVER'S ATTENTION.

(2) OBJECT APPEARED AT APPROXIMATELY 45 DEGREE ANGLE FROM THE HORIZON, MOVING FROM SOUTH TO NORTH WITH SOME DESCENT.

(3) OBJECT WAS STILL AT APPROXIMATELY THE SAME RELATIVE POSITION EXCEPT SLIGHTLY LOWER WHEN IT DISAPPEARED.

(4) THE FLIGHT PATTERN WAS FROM LEFT TO RIGHT (SOUTH TO NORTH) WITH SOME DESCENT AND WAS NOT ACCOMPANIED BY ANY OTHER MANEUVERS.

(5) OBJECT FADED GRADUALLY, CHANGING TO A REDDISH TINT.

(6) THE OBJECT WAS VISIBLE TO THE OBSERVERS FOR 3 HOURS.

C. MANNER OF OBSERVATION:

(1) GROUND: VISUAL.

(2) OPTICAL AIDS USED: BINOCULARS.

(3) N/A

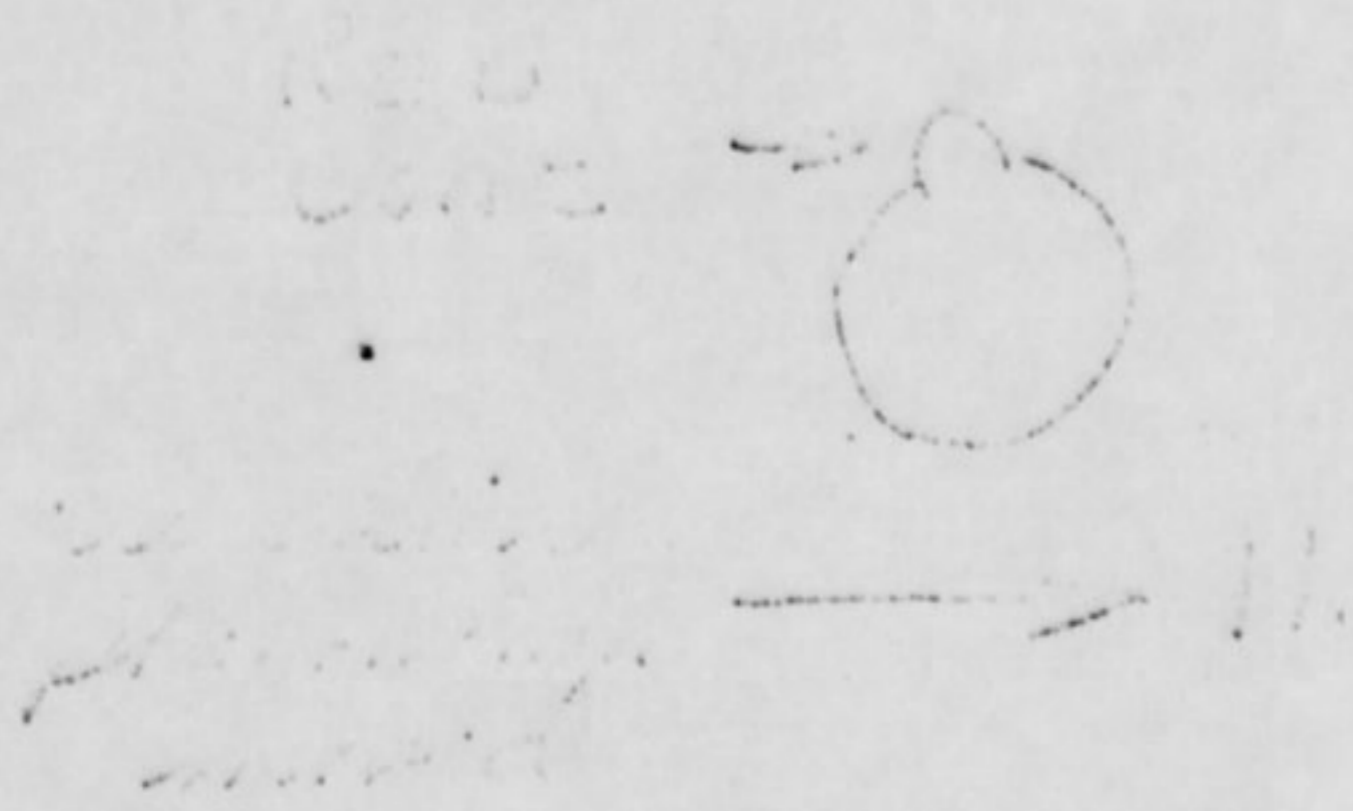
D. TIME AND DATE OF SIGHTING:

(1) 05/0100Z 4/1900 CST, TFRJ 05/0400Z (4/2200 CST).

(2) LIGHT CONDITIONS: NIGHT WITH MOON.

E. LOCATION OF OBSERVER(S): FOUR MILES EAST, TWO MILES SOUTH, BILLINGS, OKLA. LATITUDE 36 DEGREES 30' N LONGITUDE

15. DRAW A PICTURE THAT WILL SHOW THE SHAPE OF THE PHENOMENON. INCLUDE AND LABEL ANY DETAILS THAT MIGHT HAVE APPEARED AS WINGS OR PROTRUSIONS, AND INDICATE EXHAUST OR VAPOR TRAILS. INDICATE BY AN ARROW THE DIRECTION THE PHENOMENON WAS MOVING.



16. WHAT WAS THE ANGULAR SIZE? HOLD A MATCH AT ARM'S LENGTH IN FRONT OF A KNOWN OBJECT, SUCH AS A STREET LAMP OR TREE. NOTE HOW MUCH OF THE OBJECT IS COVERED BY THE HEAD OF THE MATCH. NOW IF YOU HAD BEEN ABLE TO PERFORM THIS EXPERIMENT AT THE TIME OF THE SIGHTING, ESTIMATE WHAT FRACTION OF THE PHENOMENON WOULD HAVE BEEN COVERED BY THE MATCH HEAD.

Phenomenon appeared to be the size of a streetlight as compared to a 150 watt lightbulb. Phenomenon appeared also to be that much brighter when also compared to the 150 watt lightbulb.

12. DID YOU OBSERVE THE PHENOMENON THROUGH ANY OF THE FOLLOWING? INCLUDE INFORMATION ON MODEL, TYPE, FIELD OF VIEW, PRESCRIPTION OR OTHER APPLICABLE DATA.

- TELESCOPE
- CAMERA VIEWER
- BINOCULARS
- WINDSHIELD
- TELESCOPE
- THERMOLITE
- WINDSHIELD
- OTHER (SPECIFY OF INSTRUMENT OR ALSO)

13. DO YOU USUALLY WEAR GLASSES? YES NO 14. DO YOU USE READING GLASSES? YES NO

15. WHAT WAS YOUR IMPRESSION OF THE SPEED OF THE PHENOMENON? GIVE ESTIMATE OF SPEED VERY SLOW 16. WHAT WAS YOUR IMPRESSION OF THE DISTANCE OF THE PHENOMENON? GIVE ESTIMATE OF DISTANCE UNKNOWN

17. IN ORDER THAT WE MAY OBTAIN AS CLEAR A PICTURE AS POSSIBLE OF WHAT YOU SAW, DESCRIBE IN YOUR OWN WORDS A COMMON OBJECT OR OBJECTS WHICH, WHEN PLACED IN THE SKY, SIMILAR TO WHERE YOU NOTED THE PHENOMENON, WOULD BEAR SOME RESEMBLANCE TO WHAT YOU SAW. DESCRIBE SIMILARITIES AND DIFFERENCES BETWEEN THE COMMON OBJECT AND WHAT YOU SAW.

None

18. DID YOU NOTICE ANY ODDOR, NOISE, OR HEAT EMANATING FROM THE PHENOMENON OR ANY EFFECT ON YOURSELF, ANIMALS OR MACHINERY IN THE VICINITY? YES NO. IF "YES," DESCRIBE.

19. DID THE PHENOMENON DISTURB THE GROUND OR LEAVE ANY PHYSICAL EVIDENCE. YES NO. IF "YES," DESCRIBE.

12. HAVE YOU EVER SEEN THIS OR A SIMILAR PHENOMENON BEFORE? YES NO. IF "YES," GIVE DATE AND LOCATION.

13. WAS ANYONE WITH YOU AT THE TIME YOU SAW THE PHENOMENON? YES NO. IF "YES," DID THEY SEE IT TOO? YES NO.

14. LIST THEIR NAMES AND ADDRESSES
N/A

15. GIVE THE FOLLOWING INFORMATION ABOUT YOURSELF

15.1 LAST NAME, FIRST NAME, MIDDLE NAME

[REDACTED]
[REDACTED]
[REDACTED]

15.2 (Include City, State and Zip Code)

15.3 (Include phone number) AGE 27 MALE FEMALE

15.4 INDICATE ADDITIONAL INFORMATION INCLUDING OCCUPATION AND ANY EXPERIENCE WHICH MAY BE PERTINENT.

None

16. WHEN AND TO WHOM DID YOU REPORT THAT YOU HAD SIGHTED THIS PHENOMENON?
NAME Okla Hwy Patrol Pawnee Post DAY 4 MONTH March YEAR 1969

17. DATE YOU COMPLETED THIS QUESTIONNAIRE.
DAY 5 MONTH March YEAR 1969

27. INFORMATION WHICH YOU FEEL IS PERTINENT BUT WHICH IS NOT ADEQUATELY COVERED IN THIS QUESTIONNAIRE, ALTERNATIVELY PROVIDE A NARRATIVE EXPLANATION OF THE SIGHTING.

PAGE 6 OF 8 PAGES

28 Attachment 1
(Becomes Attachment 1 to APR 86-17)

TO: Major Mills

Between 2000 and 2100 Local, I (Verlie D. DeHay, TSgt) received a call on the Base Operations line to check for radar target (UFO) near the Billings, Okla area. At the time Vance radar was Notamed out. (Notam out 1900 to 2115). However, there was some radar in the PAR van. I sent Sgt Radebaugh to the PAR van to check. He reported there was a return 060° at 20NM and appeared to be ground clutter.

Later I received another call about the same thing (UFO) and advised that I could not confirm anything, due to the radar being out.

Verlie D. DeHay
VERLIE D. DE HAY, TSgt, USAF

ATCH 2

UFOs Visiting Billings Area

Highway Patrol Checks Out Report

An unidentified object that glowed "brighter than bright" drifted across the Billings horizon Tuesday evening but Vance Air Force Base officials would not confirm their radar screen had picked up the object.

Reports of the unidentified flying object were validated by troopers of the Pawnee division of Oklahoma Highway Patrol, after two units were dispatched to the home of Mr. and Mrs. Ivan Hostetler, four miles east and two miles south of Billings.

Mr. and Mrs. Ivan Hostetler first spotted the object about 8 p.m. and reported it to the Patrol. A spokesman at the Patrol headquarters in Pawnee said one of the units spotted the reddish object and troopers who went to the Hostetler home verified the sighting.

Hostetler said "We first saw it around 7:30 or 8 p.m. and got the binoculars out for a better look. I first thought it was a star but we lined it up with the highline running from the house and could tell it was moving."

He added, "It was the brightest bright I have ever seen." Asked to describe the object, Hostetler said, "It had sort of a blip-like thing on it, and you could see two dark circles, kinda like the circles you see on the moon. As it started going (Turn to Page 3, Col. 3)

Today's Chuckle

Spinster's Lament: "Whenever I meet a man who would make a good husband, he is."

UFO's Visiting

(Continued from Page 1)

farther and farther away, it got redder and redder."

The Highway Patrol headquarters in Enid cooperated with the Vance Air Force Base and Pawnee headquarters in tracking the object.

A spokesman at OHP headquarters said "All I know is, there was an object on the radar (from Vance Air Force Base) and the location was confirmed by Highway Patrol units as being the same place the Hostetlers reported it. It was not a helicopter, it was not an airplane . . . the object was on radar, but we have no idea what it was."

He explained, "An airplane could not move that slowly, but it could have been some sort of atmospheric conditions, or a weather balloon. Vance officials did not say what it was."

He added, "We did not send units to Billings because the Hostetler residence is in the Pawnee area. We merely relayed the information from Vance to Pawnee."

Hostetler said the object went west-northwest from Billings and got dimmer and dimmer. "It didn't look perfectly round, sorta different on one side from the other," Hostetler said.

Asked if he had ever seen a UFO, Hostetler said "No, this is the first time, and it was quite a thrill. We had a lot of excitement around here for a couple of hours."

Hostetler said his children were "a little scared" at first but then his son Brady, 14, called "some of his friends and they all saw it."

Mrs. Hostetler, a secretary in the Billings schools told the patrol the "whole town" of Billings was watching the objects. The Hostetlers, their son Brady and daughter Becky, 17, watched the entire time the object was in sight.

Vance Air Force Base declined to confirm the report.

Officials had no comment on the report that planes had been sent up after the object.

Object On Radar

Vance AFB Probing Billings UFO Sighting

An investigation into the re-atures or anything else on the reported sighting of an Unidentified Flying Object in the Billings area Tuesday night is being conducted by officials at Vance AFB, it was announced today.

The investigation is being headed by Maj. William J. Mills, wing air operations officer.

The UFO, described as glowing "brighter than bright," drifted across the Billings horizon and was seen by a number of residents in that area.

Mr. and Mrs. Ivan Hostetler first spotted the object at about 8 p.m. and reported it to the Oklahoma Highway Patrol. An OHP unit dispatched from Pawnee verified the sighting.

The OHP notified Capt. Richard C. Johnson, Vance airbase officer, between 8 and 9 p.m. concerning the sighting, and Capt. Johnson in turn contacted Tech. Sgt. Verlie D. Dehay, crew chief at the radar approach control unit (RAPCON).

The main radar unit was not in operation at the time, but an auxiliary unit was available and the crew monitored an area 600 degrees at 20 nautical miles and reported some object in the area.

A Vance spokesman said today the crew reported that the object looked like "ground" clutter which can be trees, struc-

ground. A complete report on findings by the Vance investigators will be made when the investigation is completed.

Hostetler said he and his wife first saw the object at 7:30 to 8 p.m. and "got the binoculars out for a better look. I first thought it was a star, but we lined it up with the highline running from the house and could tell it was moving."

"It was the brightest bright I have ever seen," Hostetler said.

He described it as having "sort of a blip-like thing on it, and you could see two dark circles, kinda like the circles you see on the moon. As it started going farther and farther away, it got redder and redder."

The object went west-northwest from Billings and got dimmer and dimmer. "It didn't look perfectly round, sorta different on one side from the other," Hostetler said.

He said it was the first time he had seen a UFO and that his children were "a little scared" at first. Then his son Brady, 14, called some of his friends and they saw it. The Hostetlers, son Brady and daughter Becky, 17, watched the entire time the object was in sight.

Unidentified Object To Be Investigated

BILLINGS, Okla. (AP)—The Air Force plans to investigate reports of an unidentified flying object sighted here Tuesday night.

Several persons in Billings and two Highway Patrol troopers reported seeing something described as "a star with a reddish cast" that appeared to hover or circle.

Maj. William J. Mills, wing air operations officer at Vance Air Force Base in Enid, will head the investigation.

ATCH 3

F. IDENTIFYING INFORMATION ON OBSERVER(S):

(1) CIVILIAN, MR. [REDACTED], [REDACTED] 2,
[REDACTED] OCCUPATION, [REDACTED] ARY,
HOUSEWIFE, RELIABILITY OF OBSERVER - EXCELLENT.

(A) CIVILIAN, [REDACTED]
[REDACTED] OKLA [REDACTED] OCCUPATION, OKLA STATE
HIGHWAY. RELIABILITY OF OBSERVER - EXCELLENT.

(B) CIVILIAN [REDACTED]
[REDACTED] STATE
HIGHWAY PATROL. RELIABILITY OF OBSERVER - EXCELLENT.

G. WEATHER AND WINDS - ALOFT CONDITIONS AT TIME AND PLACE OF
SIGHTINGS:

(1) WEATHER: CLEAR.

(2) WIND DIRECTION AND VELOCITY IN DEGREES AND KNOTS
WERE AS FOLLOWS: SURFACE CAL, 6000' 070/5 KNOTS, 10,000' 140

PAGE 4 RUMFJA1134 UNCLAS

710 KNOTS,

15000' 250 DEGREES/30 KNOTS, 20,000 270DEGREES/50 KNOTS,

30,000' 270DEGREES/30 KNOTS.

(3) 2000' SCATTERED CLOUDS.

(4) VISIBILITY 10 MILES.

(5) FOUR TENTHS CLOUD COVER.

(6) NO THUNDERSTORMS IN AREA.

(7) VERTICAL TEMPERATURE GRADIENT: 10DEGREES C PER 1,000'.

I. ANY OTHER UNUSUAL ACTIVITY OR CONDITION: NONE.

J. INTERCEPTION OR IDENTIFICATION ACTION TAKEN: NONE.

K. LOCATION, APPROXIMATE OF ANY AIR TRAFFIC IN THE AREA:

N/A.

K. POSITION, TITLE AND COMMENTS OF THE PREPARING OFFICIAL:
BASE OPERATIONS OFFICER, WILLIAM J. MILLS, MAJOR, 000-00, VANCE
AFB, OKLAHOMA 73701. OFFICE TELEPHONE 405-237-2101, EXT 2254,
HOME TELEPHONE 405-237-7645, AUTOMON 733-2254.

THE INVESTIGATING TEAM, MAJOR MILLS AND 1/LT CARMEAN PERSON-
ALLY INTERVIEWED MRS [REDACTED] T.
NONE OF THE OBSERVERS [REDACTED]
[REDACTED], WHO PERIODICALLY WEARS READING GLASSES. SEVERAL OTHER PER-
SONS IN THE TOWN OF BILLINGS, OKLAHOMA, ALSO OFFERED EVIDENCE OF

PAGE 5 RUVTFCA1134 UNCLAS

THE SUPPOSED SIGHTING. THE TIMES, POSITIONS, MOVEMENT WERE,
FOR ALL PRACTICAL PURPOSES, IDENTICAL. THE INVESTIGATING TEAM
ASSUMED THE SIGHTINGS WERE OF THE PLANET VENUS, BUT COULD NOT CON-
FIRM THEIR SUSPICIONS UNTIL THE AFTERNOON OF MARCH 6, 1969. MR
[REDACTED] OKLAHOMA CITY, OKLAHOMA,
[REDACTED] WAS CONTACTED THRU LT R.L. FIELDING, TINKER
AFB, OKLAHOMA. THE FOLLOWING POSITION 12 HOURS 15'59" (DJE EST)
DECLINATION 2 DEGREES 43'52,3" (APPEARS AT SUNSET TO APPROXIMATELY FOUR
HOURS AFTER SUNSET, DEPENDING, OF COURSE, ON WEATHER, ETC.) VENUS
APPEARS AT 35 DEGREES ABOVE THE HORIZON PROCEEDING ON A NORTHERLY DIREC-
TION FINALLY TO 0 DEGREES (HORIZON).

1. EXISTENCE OF PHYSICAL EVIDENCE: NONE

BT

1134

DEPARTMENT OF THE AIR FORCE
HEADQUARTERS 3575TH PILOT TRAINING WING (ATC)
VANCE AIR FORCE BASE, OKLAHOMA 73701



REPLY TO
ATTN OF: DCO-OB

12 March 1969

SUBJECT: UFO Sighting, 4 March 1969

TO: FTD (TDETR)

1. Reference telecom between Col Quintanilla and Major Mills, Vance AFB, Okla.
2. Enclosed is follow-up material on alleged UFO sighting at Billings, Okla, on 4 March 1969.

William J. Mills
WILLIAM J. MILLS, Major, USAF
Base Operations Officer

- 4 Atch
1. AF Form 117 (3).
 2. Crew chief's statement.
 3. UFO news releases.
 4. Tape of interviews.

83° 30' W Approx Pos. of Venus

<i>at 1900 hr</i>	<i>az. 268</i>	<i>elev. 22°</i>
<i>at 2000 hr</i>	<i>az 276</i>	<i>elev. 10°</i>
<i>at 2100 hr</i>	<i>az 284</i>	<i>elev 2°</i>
<i>at about 2120</i>	<i>just below horizon az 288°</i>	

Stellar Mag. - 4.3

STATEMENT OF UNIDENTIFIED PHENOMENON QUESTIONNAIRE

AFM 30-17 (11)
 FORM 1 (REV. 11-1958)
 GPO: 1958 O-54433

THIS QUESTIONNAIRE HAS BEEN PREPARED SO THAT YOU CAN GIVE THE USAF AIR FORCE AS MUCH INFORMATION AS POSSIBLE CONCERNING THE UNIDENTIFIED PHENOMENON THAT YOU HAVE OBSERVED. PLEASE TRY TO ANSWER ALL OF THE QUESTIONS. THE INFORMATION YOU GIVE WILL BE USED FOR RESEARCH PURPOSES ONLY AND WILL NOT BE USED IN CONNECTION WITH ANY OF YOUR STATEMENTS OR COMMUNICATIONS WITHOUT YOUR PERMISSION. RETURN TO AIR FORCE BASE INVESTIGATION POLICE FORWARDING TO TFD (DOWNS), WRIGHT-PATTERSON AFB OHIO 45433, AFM 30-17. (IF ADDITIONAL SHEETS ARE NEEDED FOR NARRATIVE OR SKETCHES ATTACH SEPARATELY TO THIS FORM OR ANNOTATE WITH YOUR NAME FOR IDENTIFICATION.)

1. WHEN DID YOU SEE THE PHENOMENON?
 DAY 4 MONTH March YEAR 1969

2. WHAT TIME DID YOU FIRST SIGHT THE PHENOMENON?
 HOUR 1900 MINUTES 45 A.M. P.M.

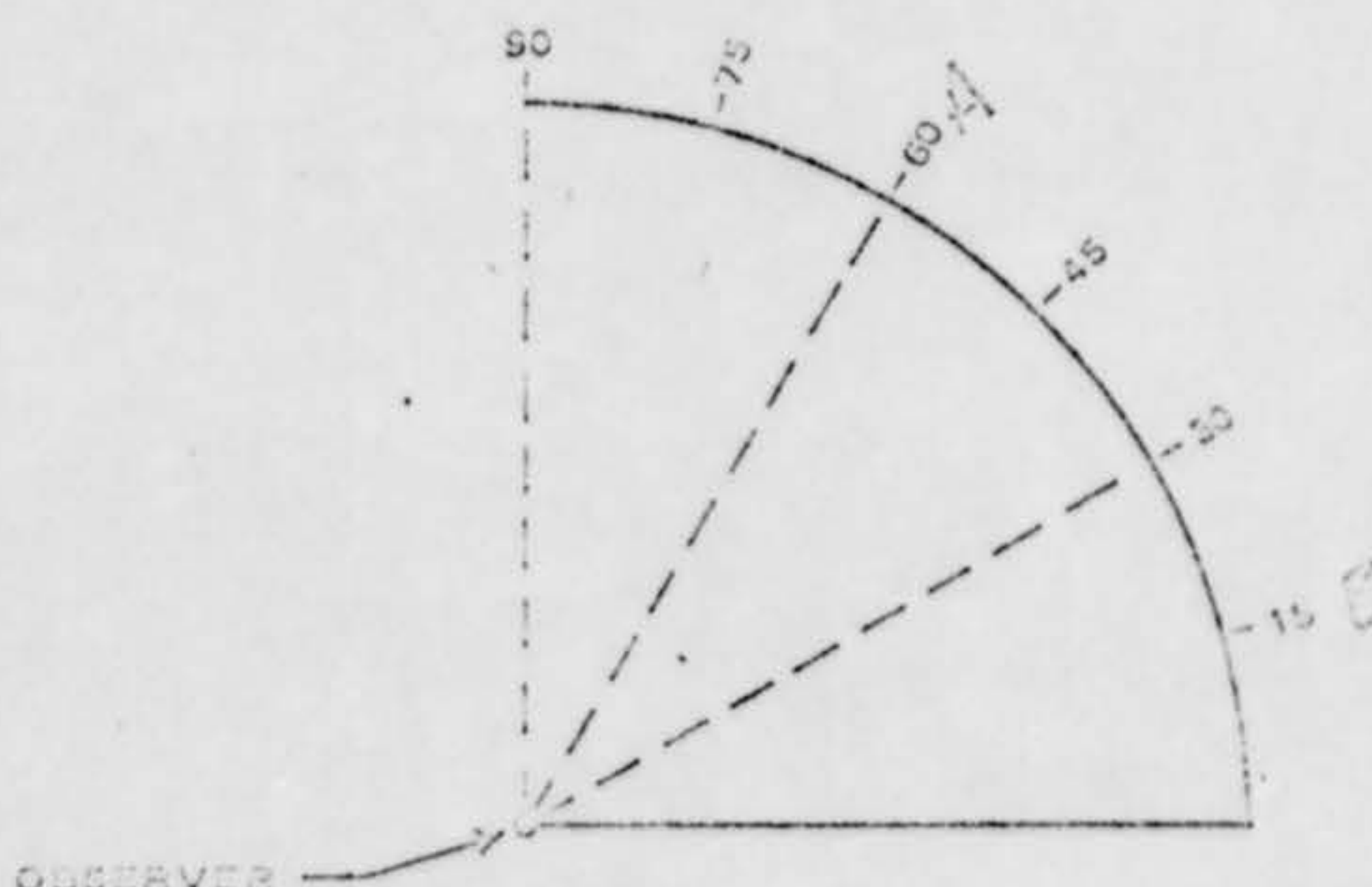
3. WHAT TIME DID YOU LAST SIGHT THE PHENOMENON?
 HOUR 2200 MINUTES 0 A.M. P.M.

4. TIME ZONE DAYLIGHT SAVINGS
 EASTERN CENTRAL MOUNTAIN PACIFIC OTHER
 STANDARD

5. WHERE WERE YOU WHEN YOU SAW THE PHENOMENON? IF IN CITY, GIVE THE NEAREST STREET ADDRESS AND INDICATE ON A HAND DRAWN MAP WHERE YOU WERE STANDING WITH REFERENCE TO THE ADDRESS. IF IN THE COUNTRY, IDENTIFY THE HIGHWAY YOU WERE ON OR NEAR AND TRY TO FIX A DISTANCE AND DIRECTION FROM SOME RECOGNIZABLE LANDMARK.

Four miles east, two miles south of Illings, Okla. Sighted from the backyard of the home. One mile ~~west~~ miles.

6. IMAGINE YOU ARE AT THE POINT SHOWN IN THE SKETCH. PLACE AN "A" ON THE CURVED LINE TO SHOW HOW HIGH THE PHENOMENON WAS ABOVE THE HORIZON, OR SKYLINE, WHEN FIRST SEEN. PLACE A "B" ON THE SAME CURVED LINE TO SHOW HOW HIGH ABOVE THE HORIZON THE PHENOMENON WAS WHEN LAST SEEN.

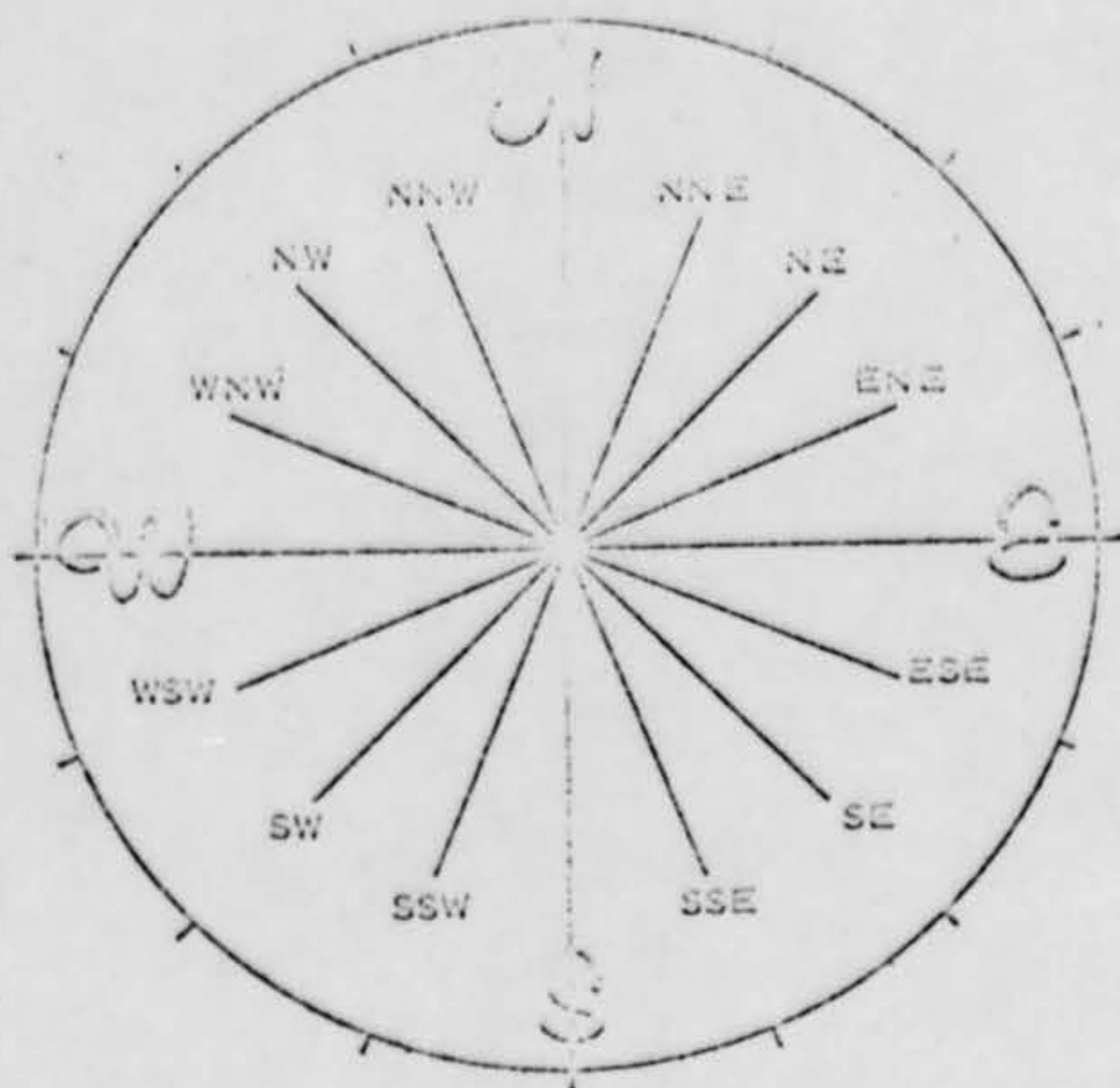


AF 1969 117

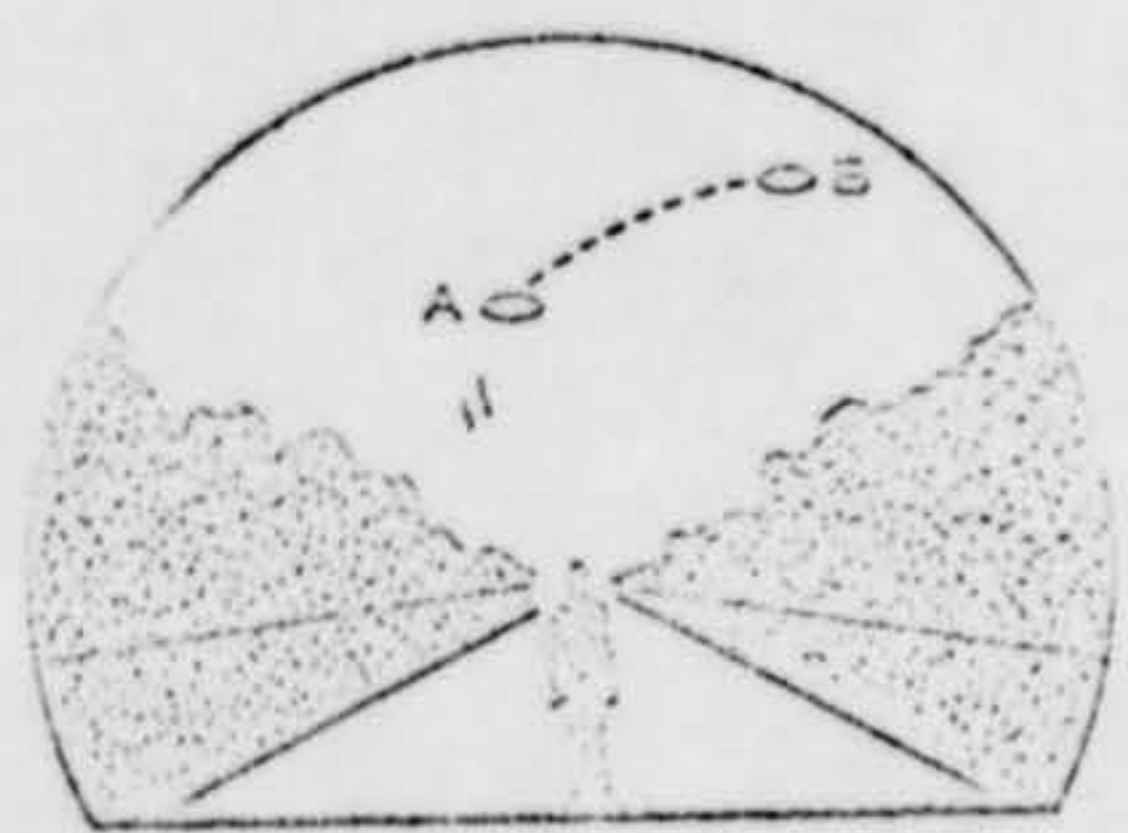

7 Attachment 1
 (Became Attachment 1 to AFM 30-17)

ATCH 1

6A. NOW IMAGINE YOU ARE AT THE CENTER OF THE COMPASS (SEE). PLACE AN "A" ON THE COMPASS TO INDICATE THE DIRECTION TO THE PHENOMENON WHEN FIRST SEEN. PLACE A "B" ON THE COMPASS TO INDICATE THE DIRECTION TO THE PHENOMENON WHEN LAST SEEN.



7. IN THE SKETCH BELOW, PLACE AN "A" AT THE POSITION OF THE PHENOMENON WHEN FIRST SEEN, AND A "B" AT THE POSITION OF THE PHENOMENON WHEN LAST SEEN. CONNECT THE "A" AND "B" WITH A LINE TO APPROXIMATE THE MOVEMENT OF THE PHENOMENON BETWEEN "A" AND "B". THAT IS, SCHEMATICALLY SHOW WHETHER THE MOVEMENT APPEARED TO BE STRAIGHT, CURVED OR ZIG-ZAG. REFER TO SMALLER SKETCH AS AN EXAMPLE OF HOW TO COMPLETE THE LARGER SKETCH.



NAME _____
ADDRESS _____
CITY _____
STATE _____
ZIP _____
DATE OF OBSERVATION _____
LOCATION OF OBSERVATION _____
TYPE OF OBSERVATION _____
OTHER _____

IF YOU WERE IN A VEHICLE, COMPLETE THE FOLLOWING:
DIRECTION YOU WERE MOVING? _____
HOW FAST WERE YOU MOVING? _____
DID YOU STOP ANYTIME WHILE OBSERVING THE PHENOMENON? YES NO
NORTHWEST _____
SOUTHWEST _____

EXPLAIN WHETHER SUCH MOVEMENT AFFECTS YOUR SKETCHES IN ITEMS 3 AND 6.

DESCRIBE TYPE OF VEHICLE YOU WERE IN AND TYPE OF ROAD, TERRAIN OR BODY OF WATER YOU TRAVERSED DURING THE SIGHTING. STATE WHETHER WINDOWS OR CONVERTIBLE TOP WERE UP OR DOWN.

HOW MUCH OTHER TRAFFIC WAS THERE?

DID YOU NOTICE ANY AIRPLANES? YES NO. IF "YES," DESCRIBE WHEN THEY WERE IN SIGHT RELATIVE TO THE TIME OF SIGHTING THE PHENOMENON AND WHERE THEY WERE IN THE SKY RELATIVE TO THE POSITION OF THE PHENOMENON.

HOW LONG WAS THE PHENOMENON IN SIGHT?
LENGTH OF TIME _____
About two hours (1945-2200)
HOW WAS TIME DETERMINED?
Clock was checked for correct time.

WAS THE PHENOMENON IN SIGHT CONTINUOUSLY? YES NO. IF "NO," INDICATE WHETHER THIS IS DUE TO YOUR MOVEMENT OR THE BEHAVIOR OF THE PHENOMENON, AND DESCRIBE SUCH MOVEMENT OR BEHAVIOR. INDICATE DISAPPEARANCES ON PREVIOUS SKETCHES.
The observer went into the home (due to cold weather but returned. Phenomenon was not in sight continuously due to the observer's movement.