

PROJECT 10073 RECORD

1. DATE - TIME GROUP 07 1905 7 Feb 69 08,0005Z	2. LOCATION Fairfax, Virginia
3. SOURCE Civilian	10. CONCLUSION BALLOON (HOT AIR)
4. NUMBER OF OBJECTS One	Description consistent with that of a garment bag hot air balloon.
5. LENGTH OF OBSERVATION 90 Seconds	11. BRIEF SUMMARY AND ANALYSIS The observer sighted a large glowing yellowish light. It moved on a zig-zag course, then suddenly exploded and burst into flames.
6. TYPE OF OBSERVATION Ground-Visual	
7. COURSE WNW	
8. PHOTOS <input type="checkbox"/> Yes <input checked="" type="checkbox"/> No	
9. PHYSICAL EVIDENCE <input type="checkbox"/> Yes <input checked="" type="checkbox"/> No	

17. DID YOU OBSERVE THE PHENOMENON THROUGH ANY OF THE FOLLOWING? INCLUDE INFORMATION ON MODEL, TYPE, FILTER, LENS PRESCRIPTION OR OTHER APPLICABLE DATA.

EYEGASSES	CAMERA VIEWER
SUNGLASSES	BINOCULARS
WINDSHIELD	TELESCOPE
SIDE WINDOW OF VEHICLE	THEODOLITE
WINDOWPANE	OTHER

A. DO YOU ORDINARILY WEAR GLASSES?  YES  NO

B. DO YOU USE READING GLASSES?  YES  NO

18. WHAT WAS YOUR IMPRESSION OF THE SPEED OF THE PHENOMENON? GIVE ESTIMATE OF SPEED \_\_\_\_\_

19. WHAT WAS YOUR IMPRESSION OF THE DISTANCE OF THE PHENOMENON? GIVE ESTIMATE OF DISTANCE \_\_\_\_\_

20. IN ORDER THAT WE MAY OBTAIN AS CLEAR A PICTURE AS POSSIBLE OF WHAT YOU SAW, DESCRIBE IN YOUR OWN WORDS A COMMON OBJECT OR OBJECTS WHICH, WHEN PLACED IN THE SKY, SIMILAR TO WHERE YOU NOTED THE PHENOMENON, WOULD BEAR SOME RESEMBLANCE TO WHAT YOU SAW. DESCRIBE SIMILARITIES AND DIFFERENCES BETWEEN THE COMMON OBJECT AND WHAT YOU SAW.

AS STATED QUITE LIKE A LARGE BEACH BALL (DRIFTING SHOREWARD ON TOP OF THE WAVES - ALMOST THE SAME ACTIVITY - CONTINUITY OF DIRECTION) LOOKED LIKE THE GLOW FROM A OIL LANTERN OR OIL LAMP & GLOBE FROM A DISTANCE. - NO MAJOR DIFFERENCES THAT I CAN DESCRIBE

21. DID YOU NOTICE ANY ODOR, NOISE, OR HEAT EMANATING FROM THE PHENOMENON OR ANY EFFECT ON YOURSELF, ANIMALS OR MACHINERY IN THE VICINITY?  YES  NO. IF "YES," DESCRIBE.

(I ASSUME THE FLAMES HAD HEAT - BUT IT WAS NOT NEAR TO ME)

A. DID THE PHENOMENON DISTURB THE GROUND OR LEAVE ANY PHYSICAL EVIDENCE.  YES  NO. IF "YES," DESCRIBE.

(I HAVE NO PROOF IT DID OR DID NOT)

22. HAVE YOU EVER SEEN THIS OR A SIMILAR PHENOMENON BEFORE?  YES  NO. IF "YES," GIVE DATE AND LOCATION.

23. WAS ANYONE WITH YOU AT THE TIME YOU SAW THE PHENOMENON?  YES  NO. IF "YES," DID THEY SEE IT TOO?  
 YES  NO.

A. LIST THEIR NAMES AND ADDRESSES

I PERSONALLY CHECKED WITH SOME 100 STUDENTS AT THE COMMUNITY COLLEGE WHERE I TEACH - NONE SAW THIS OBJECT AT THE TIME OF 7:05 PM. HOWEVER, ONE STUDENT SAW AN OBJECT AT ABOUT 8 PM, SAME DATE { CHARLES [REDACTED] ARLINGTON, VA. (SEE NOTE BELOW)

24. GIVE THE FOLLOWING INFORMATION ABOUT YOURSELF

LAST NAME; FIRST NAME, MIDDLE NAME

AGE

TEL

AGE

50

MALE

FEMALE

INDICATE ADDITIONAL INFORMATION INCLUDING OCCUPATION AND ANY EXPERIENCE WHICH MAY BE PERTINENT.

QUESTIONING MR HOLLAND, REVEALED LITTLE SIMILARITY EXCEPT FOR "FLOATING" PHENOMENA - DIFFERENT DIRECTION, NO EXPLOSION, ETC

MY POSITION IS ASST PROFESSOR OF BUSINESS ADMINISTRATION AT NORTHERN VIRGINIA COMMUNITY COLLEGE. I RETIRED FROM THE AIR FORCE ON 31 AUG 1968 WITH 22 YEARS ACTIVE DUTY, 27 YEARS TOTAL SERVICE - NON-RATED. HAVE ATTENDED WARFARE SYSTEMS SCHOOL, MAXWELL AFB AND AM FAMILIAR WITH "UFO" REPORTS. THIS IS MY "FIRST" SUCH REPORT. I PERSONALLY DO NOT BELIEVE IT WAS ANY UNUSUAL OBJECT. THE FACT THAT THE POLICE, FBI, OR NO ONE ELSE KNOWN TO ME SAW, CAUSED ME TO MAKE THIS REPORT.

25. WHEN AND TO WHOM DID YOU REPORT THAT YOU HAD SIGHTED THIS PHENOMENON?

1) FAIRFAX COUNTY POLICE  
NAME 2) FBI FAIRFAX SVS WASH NATL DRPT DAY 7 MONTH FEBRUARY YEAR 1969

26. DATE YOU COMPLETED THIS QUESTIONNAIRE.

(FORM RECEIVED 12 FEB DULY DAY 19 MONTH FEBRUARY YEAR 1969

DOE TO CHECK BOMB MADE WITH STUDENTS.

I had locked up my car parked in the street at 7:05 pm <sup>(L23)</sup> Friday, 7 Feb 68. As I came up the drive I noticed this glowing object "drifting" along about 30° above the horizon - coming west to east. I appeared to be about 5-10 miles from me (but could have been in outer atmosphere due to distortions that appear under these circumstances). The object (no discernible shape) moved like a light aircraft - steady but a bit zig-zag. It brightened somewhat and then almost immediately burst into a wall of flames. The flames looked the size of two rooms about 8x15 feet each on either side of a void - a heavy object that was dropping rapidly. It fell and flared out 1/3 to halfway above the horizon. I called the Fairfax County Police & they had no report. A call was made to FAA Flight Service at National Airport, Wash DC who questioned me at length & we concluded it was not an aircraft. Next morning, Saturday, I called Andrews AFB and reported & requested the "UFO" form.

TDPT (UFO)/Lt Marano/typed 7 Mar 69/sac

7 MAR 1969

UFO Observation of 7 Feb 1969

[REDACTED]

2030

Reference your UFO report of 7 Feb 1969 from Fairfax, Virginia. The description that you provided is very similar to past sightings we have had of Garment Bag Hot Air Balloons (see attached description). Thank you for reporting your observation to the Air Force.

SECTOR QUINTANILLA, Jr, Lt Col, USAF  
Chief, Aerial Phenomena Branch  
Aerospace Technologies Division  
Production Directorate

1 Atch  
Description

*TDPT (UFO) Official File by*

DEPARTMENT OF THE AIR FORCE  
HEADQUARTERS, 1001ST COMPOSITE WING (HQ COMD USAF)  
ANDREWS AIR FORCE BASE, WASHINGTON, D.C. 20331



REPLY TO  
ATTN OF:

DOBO/3415

28 FEB 1969

SUBJECT:

UFO Report, 7 February 1969

TO:

FTD (TDETR)  
Wright-Patterson AFB  
Ohio 45433

The attached AF Form 117 is forwarded in accordance with paragraph  
8c, AFR 80-17, 19 Sep 66.

FOR THE COMMANDER

A handwritten signature in cursive script, reading "Frank R. Amend", is written over the typed name.

FRANK R. AMEND, Colonel, USAF  
Deputy Commander for Operations

1 Atch  
AF Form 117

# SIGHTING OF UNIDENTIFIED PHENOMENA QUESTIONNAIRE

BUDGET BUREAU APPROVAL  
NUMBER 21-R258

THIS QUESTIONNAIRE HAS BEEN PREPARED SO THAT YOU CAN GIVE THE U.S. AIR FORCE AS MUCH INFORMATION AS POSSIBLE CONCERNING THE UNIDENTIFIED PHENOMENON THAT YOU HAVE OBSERVED. PLEASE TRY TO ANSWER ALL OF THE QUESTIONS. THE INFORMATION YOU GIVE WILL BE USED FOR RESEARCH PURPOSES. YOUR NAME WILL NOT BE USED IN CONNECTION WITH ANY OF YOUR STATEMENTS OR CONCLUSIONS WITHOUT YOUR PERMISSION. RETURN TO AIR FORCE BASE INVESTIGATOR FOR FORWARDING TO FTD (TDETR), WRIGHT-PATTERSON AFB, OHIO 45433, 1AW AFR 80-17. (IF ADDITIONAL SHEETS ARE NEEDED FOR NARRATIVE OR SKETCHES ATTACH SECURELY TO THIS FORM OR ANNOTATE WITH YOUR NAME FOR IDENTIFICATION.)

1. WHEN DID YOU SEE THE PHENOMENON?

DAY FRIDAY, 7<sup>TH</sup> MONTH FEBRUARY YEAR 1969

2. WHAT TIME DID YOU FIRST SIGHT THE PHENOMENON?

HOUR 7 MINUTES 5  A.M.  P.M.

3. WHAT TIME DID YOU LAST SIGHT THE PHENOMENON?

HOUR 7 MINUTES 6-6 1/2  A.M.  P.M.

4. TIME ZONE

DAYLIGHT SAVINGS

STANDARD

EASTERN


CENTRAL

MOUNTAIN

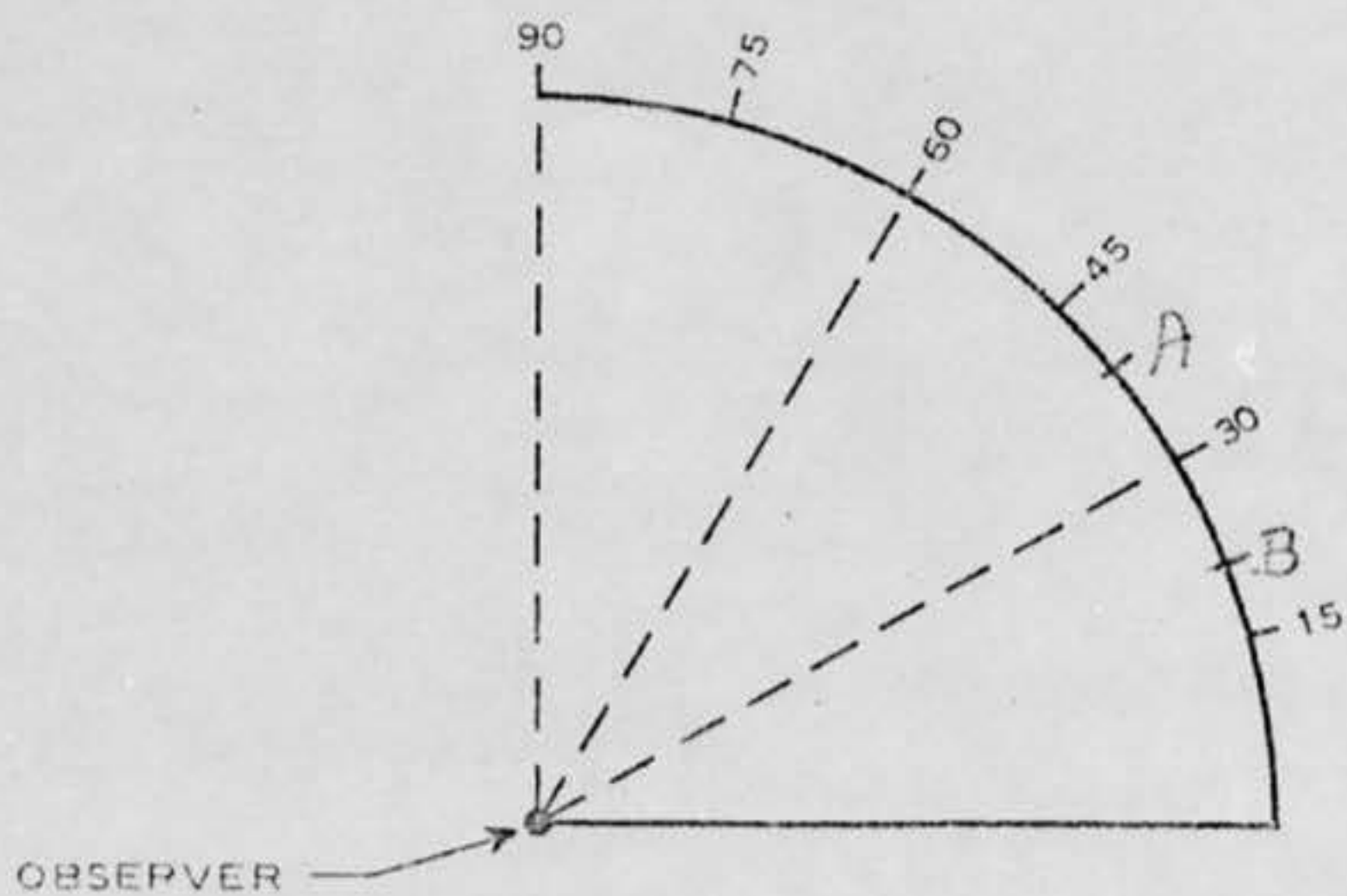
PACIFIC

OTHER

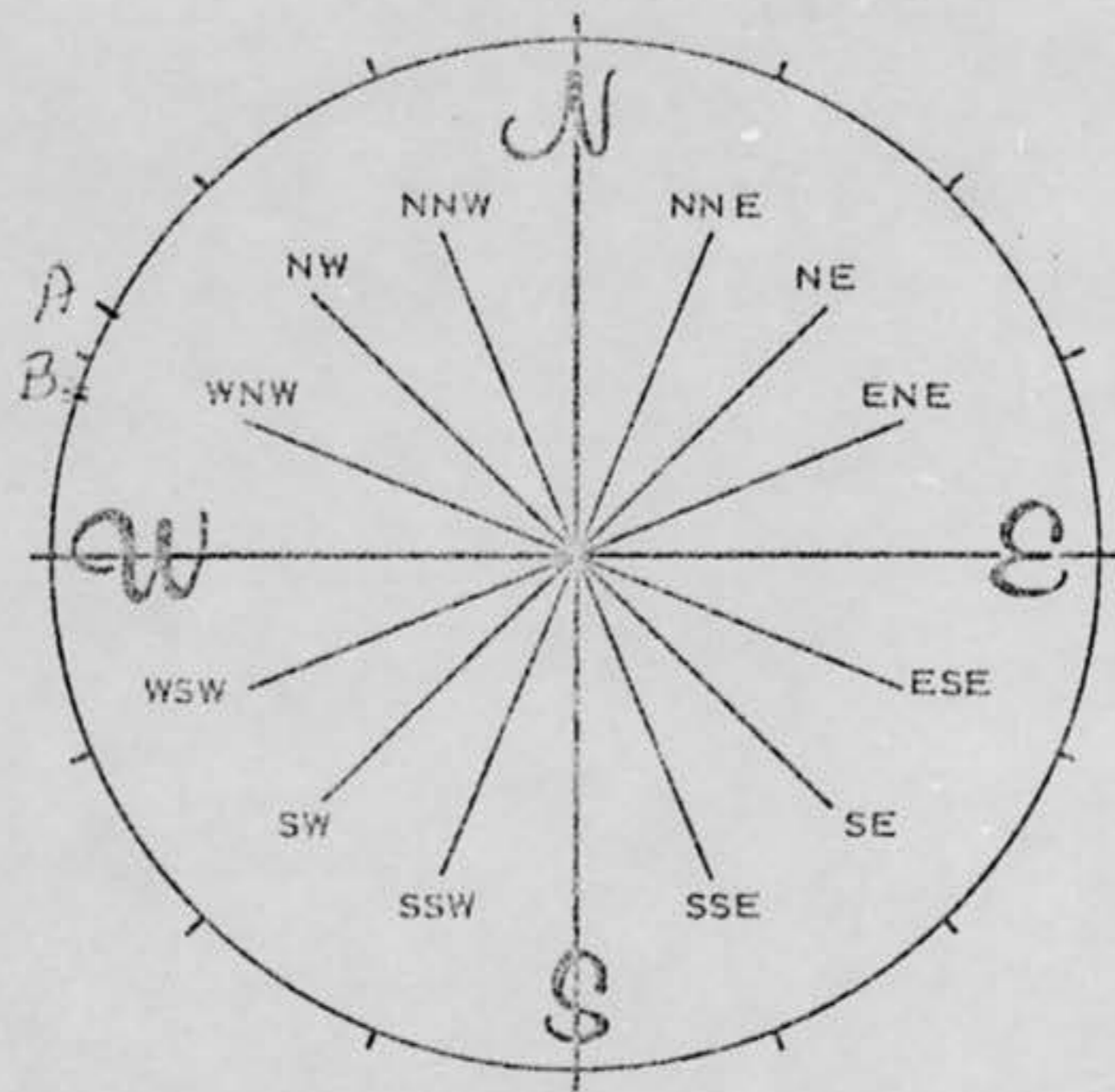
5. WHERE WERE YOU WHEN YOU SAW THE PHENOMENON? IF IN CITY, GIVE THE NEAREST STREET ADDRESS AND INDICATE ON A HAND DRAWN MAP WHERE YOU WERE STANDING WITH REFERENCE TO THE ADDRESS. IF IN THE COUNTRY, IDENTIFY THE HIGHWAY YOU WERE ON OR NEAR AND TRY TO FIX A DISTANCE AND DIRECTION FROM SOME RECOGNIZABLE LANDMARK.



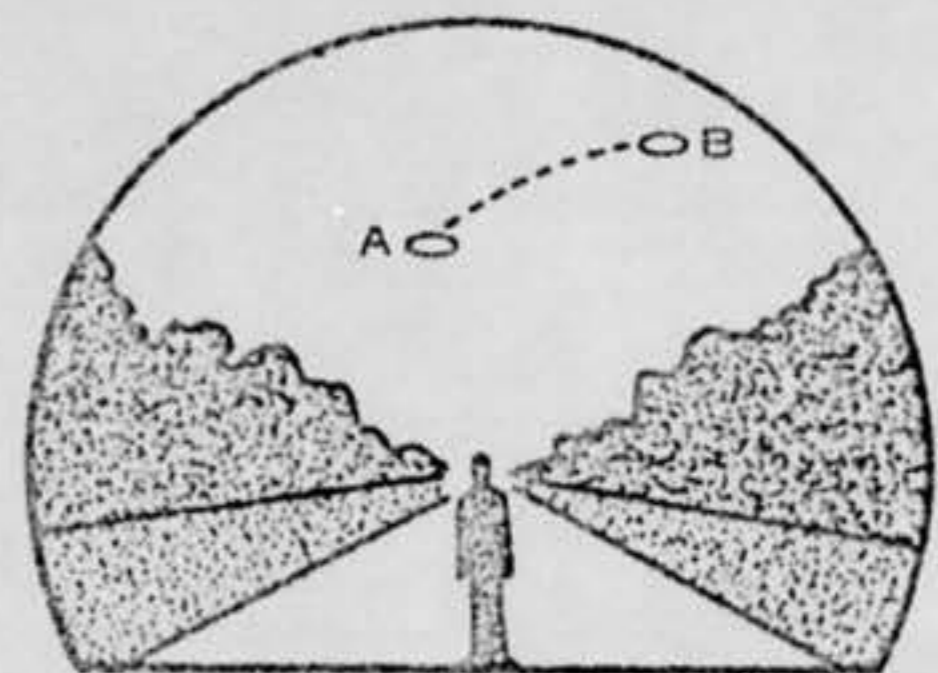

6. IMAGINE YOU ARE AT THE POINT SHOWN IN THE SKETCH, PLACE AN "A" ON THE CURVED LINE TO SHOW HOW HIGH THE PHENOMENON WAS ABOVE THE HORIZON, OR SKYLINE, WHEN FIRST SEEN. PLACE A "B" ON THE SAME CURVED LINE TO SHOW HOW HIGH ABOVE THE HORIZON THE PHENOMENON WAS WHEN LAST SEEN.



6A. NOW IMAGINE YOU ARE AT THE CENTER OF THE COMPASS ROSE. PLACE AN "A" ON THE COMPASS TO INDICATE THE DIRECTION TO THE PHENOMENON WHEN FIRST SEEN. PLACE A "B" ON THE COMPASS TO INDICATE THE DIRECTION TO THE PHENOMENON WHEN LAST SEEN.



7. IN THE SKETCH BELOW, PLACE AN "A" AT THE POSITION OF THE PHENOMENON WHEN FIRST SEEN, AND A "B" AT THE POSITION OF THE PHENOMENON WHEN LAST SEEN. CONNECT THE "A" AND "B" WITH A LINE TO APPROXIMATE THE MOVEMENT OF THE PHENOMENON BETWEEN "A" AND "B". THAT IS, SCHEMATICALLY SHOW WHETHER THE MOVEMENT APPEARED TO BE STRAIGHT, CURVED OR ZIG-ZAG. REFER TO SMALLER SKETCH AS AN EXAMPLE OF HOW TO COMPLETE THE LARGER SKETCH.



**B. WHERE WERE YOU WHEN YOU SAW THE PHENOMENON? (Check appropriate blocks.)**

<input checked="" type="checkbox"/> OUTDOORS			IN BUSINESS SECTION OF CITY
IN BUILDING		<input checked="" type="checkbox"/>	IN RESIDENTIAL SECTION OF CITY (SUBURBAN AREA)
IN CAR <input type="checkbox"/> AS DRIVER <input type="checkbox"/> AS PASSENGER			IN OPEN COUNTRYSIDE
IN BOAT			NEAR AIRFIELD
IN AIRPLANE <input type="checkbox"/> AS PILOT <input type="checkbox"/> AS PASSENGER			FLYING OVER CITY
OTHER			FLYING OVER OPEN COUNTRY
			OTHER

**A. IF YOU WERE IN A VEHICLE, COMPLETE THE FOLLOWING:**

WHAT DIRECTION WERE YOU MOVING?		HOW FAST WERE YOU MOVING?
NORTH	EAST	DID YOU STOP ANYTIME WHILE OBSERVING THE PHENOMENON? <input type="checkbox"/> YES <input type="checkbox"/> NO
SOUTH	WEST	
NORTHEAST	SOUTHEAST	
NORTHWEST	SOUTHWEST	

EXPLAIN WHETHER SUCH MOVEMENT AFFECTS YOUR SKETCHES IN ITEMS 5 AND 6.

DESCRIBE TYPE OF VEHICLE YOU WERE IN AND TYPE OF ROAD, TERRAIN OR BODY OF WATER YOU TRAVERSED DURING THE SIGHTING. STATE WHETHER WINDOWS OR CONVERTIBLE TOP WERE UP OR DOWN.

HOW MUCH OTHER TRAFFIC WAS THERE?

DID YOU NOTICE ANY AIRPLANES?  YES  NO. IF "YES," DESCRIBE WHEN THEY WERE IN SIGHT RELATIVE TO THE TIME OF SIGHTING THE PHENOMENON AND WHERE THEY WERE IN THE SKY RELATIVE TO THE POSITION OF THE PHENOMENON.

*No.*

**9. HOW LONG WAS THE PHENOMENON IN SIGHT?**

LENGTH OF TIME	CERTAIN OF TIME	NOT VERY SURE
<i>ONE TO ONE &amp; A HALF MINUTES</i>	<input checked="" type="checkbox"/> FAIRLY CERTAIN	JUST A GUESS

HOW WAS TIME DETERMINED?  
*BY MY WATCH (ROLEX - 23 YRS OLD) (KEEPS GOOD TIME)*

WAS THE PHENOMENON IN SIGHT CONTINUOUSLY?  YES  NO. IF "NO," INDICATE WHETHER THIS IS DUE TO YOUR MOVEMENT OR THE BEHAVIOR OF THE PHENOMENON, AND DESCRIBE SUCH MOVEMENT OR BEHAVIOR. INDICATE DISAPPEARANCES ON PREVIOUS SKETCHES.

10. IF THERE WERE MORE THAN ONE PHENOMENON, HOW MANY WERE THERE? DRAW A PICTURE TO SHOW HOW THEY WERE ARRANGED. DID THIS ARRANGEMENT CHANGE DURING THE SIGHTING?

11. CONDITIONS (Check appropriate blocks.)

A. SKY		B. WEATHER	
<input type="checkbox"/> DAY		<input type="checkbox"/> CUMULUS CLOUDS (Low fluffy)	<input type="checkbox"/> FOG OR MIST
<input type="checkbox"/> TWILIGHT		<input checked="" type="checkbox"/> CIRRUS CLOUDS (High fleecy or Herring-bone) (few clouds - VERY LOW)	<input type="checkbox"/> HEAVY RAIN
<input checked="" type="checkbox"/> NIGHT		<input type="checkbox"/> NIMBUS CLOUDS (Rain)	<input type="checkbox"/> LIGHT RAIN OR DRIZZLE
<input checked="" type="checkbox"/> CLEAR		<input type="checkbox"/> CUMULONIMBUS CLOUDS (Thunderstorms)	<input type="checkbox"/> HAIL
<input type="checkbox"/> PARTLY CLOUDY		<input type="checkbox"/> HAZE OR SMOG	<input type="checkbox"/> SNOW OR SLEET
<input type="checkbox"/> COMPLETELY OVERCAST			<input type="checkbox"/> UNKNOWN
			<input checked="" type="checkbox"/> NONE OF THE ABOVE

C. IF THE SIGHTING WAS AT TWILIGHT OR NIGHT, WHAT DID YOU NOTICE ABOUT THE STARS AND MOON?

(1) STARS		(2) MOON	
<input type="checkbox"/> NONE		<input type="checkbox"/> BRIGHT MOONLIGHT	<input type="checkbox"/> NO MOONLIGHT
<input checked="" type="checkbox"/> A FEW		<input type="checkbox"/> MOON WITH HALO	<input type="checkbox"/> UNKNOWN <i>MUST NOT FULLY</i>
<input type="checkbox"/> MANY		<input type="checkbox"/> MOON HIDDEN BY CLOUDS	
<input type="checkbox"/> UNKNOWN		<input type="checkbox"/> PARTIAL (New or quarter)	

D. IF SIGHTING WAS IN DAYLIGHT, WAS THE SUN VISIBLE?  YES  NO. IF "YES," WHERE WAS THE SUN AS YOU FACED THE PHENOMENON?

<input type="checkbox"/> IN FRONT OF YOU	<input type="checkbox"/> TO YOUR RIGHT	<input type="checkbox"/> OVERHEAD (Near noon)
<input type="checkbox"/> IN BACK OF YOU	<input type="checkbox"/> TO YOUR LEFT	<input type="checkbox"/> UNKNOWN

E. SPECIFY THE MAJOR SOURCE OF ILLUMINATION PRESENT DURING THE SIGHTING, SUCH AS THE SUN, HEADLIGHTS OR STREET LAMP, ETC. FOR TERRESTRIAL ILLUMINATION, SPECIFY DISTANCE TO LIGHT SOURCE.

STREET LIGHT ON TALL POLE ACROSS THE STREET - APPROX. 30 FEET AWAY - TO MY LEFT AS I SAW OBJECT.

12. GIVE A BRIEF DESCRIPTION OF THE PHENOMENON, INDICATING WHETHER IT APPEARED DARK OR LIGHT, WHETHER IT REFLECTED LIGHT OR WAS SELF-LUMINOUS AND WHAT COLORS YOU NOTICED. DESCRIBE YOUR IMPRESSION OF WHETHER IT WAS SOLID OR TRANSPARENT, WHETHER EDGES WERE SHARP OR FUZZY. DESCRIBE THE SHAPE OR INDICATE IF IT APPEARED AS A POINT OF LIGHT. INDICATE COMPARISONS WITH OTHER OBSERVED OBJECTS, LIKE STARS, A LIGHT OR OTHER OBJECT IN YOUR FIELD OF VIEW.

OBJECT FIRST NOTICED LOOKED LIKE A LARGE BEACH BALL (IN SIZE) AS A YELLOWISH GLOWING LIGHT - IT MOVED ON A BIT OF A ZIG-ZAG COURSE AT SAME ALTITUDE. BEGAN TO GET SOMEWHAT BRIGHTER, THEN SUDDENLY ~~BRIGHT~~ EXPLODED AND BURST INTO FLAMES. AS IT FELL, HUGE FLAMES WERE ON EITHER SIDE AS IF SOMETHING HEAVY WAS IN THE MIDDLE. IT FLAMED OUT ABOUT 1/3 RD TO HALFWAY TO HORIZON. [ITS YELLOWISH GLOW MADE IT STAND OUT AGAINST WHITE-BLUE STARS]


13.	DID THE PHENOMENON	YES	NO	UNKNOWN
	MOVE IN A STRAIGHT LINE?		✓	
	STAND STILL AT ANYTIME?			
	SUDDENLY SPEED UP AND RUN AWAY?			
	BREAK UP IN PARTS AND EXPLODE?	✓		
	CHANGE COLOR?			
	GIVE OFF SMOKE?			
	CHANGE BRIGHTNESS?	✓		
	CHANGE SHAPE?			
	FLASH OR FLICKER?	✓		
	DISAPPEAR AND REAPPEAR?			
	SPIN LIKE A TOP?			
	MAKE A NOISE?		✓	
	FLUTTER OR WOBBLE?			

14. WHAT DREW YOUR ATTENTION TO THE PHENOMENON?

AT FIRST IT LOOKED TO ME LIKE A SMALL AIRCRAFT APPROACHING - BUT THE LACK OF SIGNAL LIGHTS AND ZIG-ZAGGING MADE ME WATCH IT MORE CLOSELY

A. HOW DID IT FINALLY DISAPPEAR?

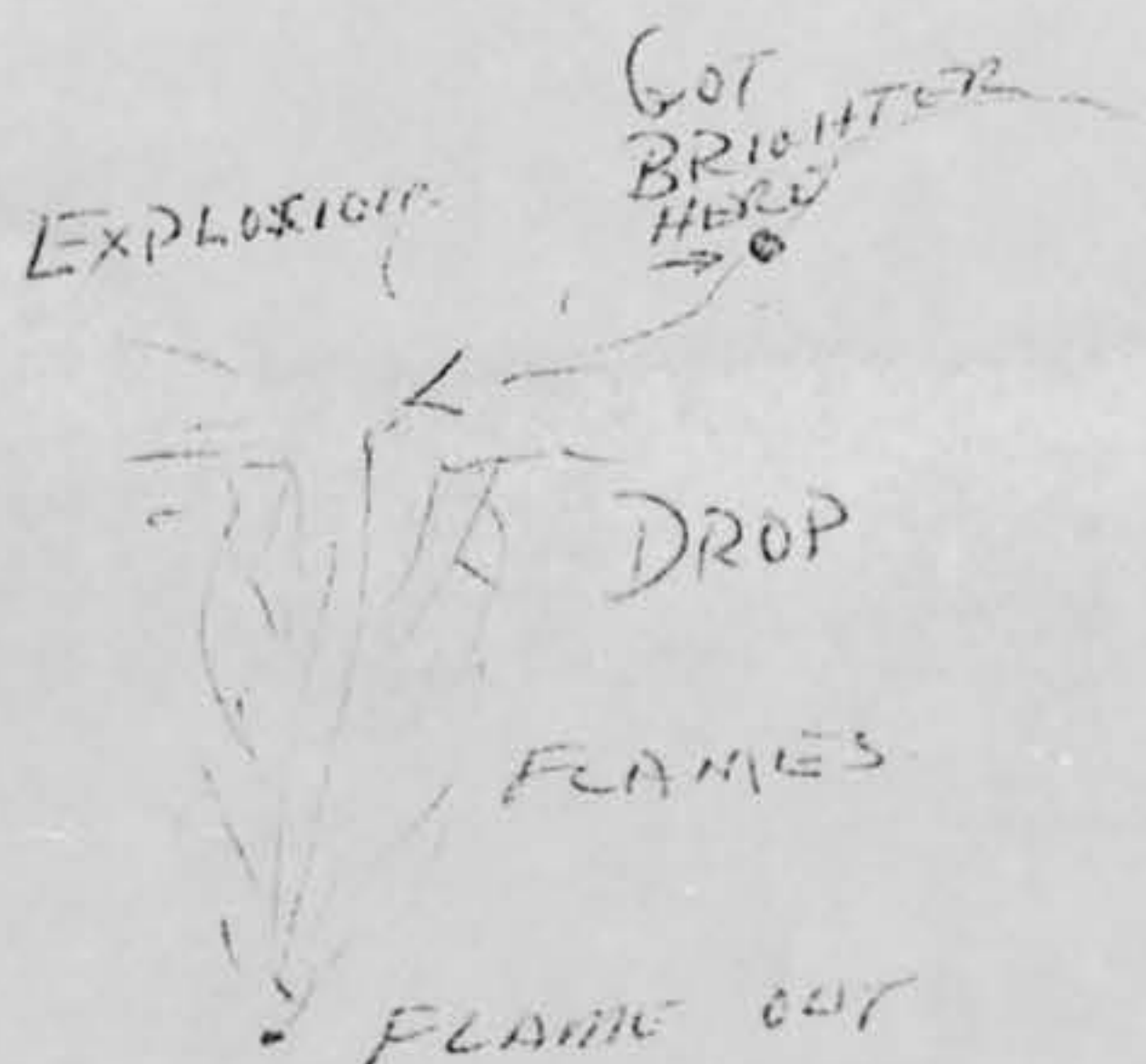
IT EXPLODED AND WENT DOWN 1/3D TO HALFWAY TO THE HORIZON AND FLAMED OUT.



B. DID THE PHENOMENON MOVE BEHIND OR IN FRONT OF SOMETHING, LIKE A CLOUD, TREE, OR BUILDING AT ANY TIME?

YES  NO. IF "YES," DESCRIBE.

15. DRAW A PICTURE THAT WILL SHOW THE SHAPE OF THE PHENOMENON. INCLUDE AND LABEL ANY DETAILS THAT MIGHT HAVE APPEARED AS WINGS OR PROTRUSIONS, AND INDICATE EXHAUST OR VAPOR TRAILS. INDICATE BY AN ARROW THE DIRECTION THE PHENOMENON WAS MOVING.



LIKE LARGE  
BEACH BALL  
(SHAPE NOT  
CLEAR)

DISAPPEARED - NO MORE LIGHT OR FLAMES

HORIZON

---

16. WHAT WAS THE ANGULAR SIZE? HOLD A MATCH AT ARM'S LENGTH IN FRONT OF A KNOWN OBJECT, SUCH AS A STREET LAMP OR THE MOON. NOTE HOW MUCH OF THE OBJECT IS COVERED BY THE HEAD OF THE MATCH. NOW IF YOU HAD BEEN ABLE TO PERFORM THIS EXPERIMENT AT THE TIME OF THE SIGHTING, ESTIMATE WHAT FRACTION OF THE PHENOMENON WOULD HAVE BEEN COVERED BY THE MATCH HEAD.

POSSIBLY THE SIZE OF ABOUT  $\frac{1}{2}$  A  
MATCH HEAD (USING WOOD MATCH) OR  
MOST OF A PAPER MATCH HEAD TURNED  
SIDEWAYS