

PROJECT 10373 RECORD

1. DATE - TIME GROUP 21 January 69 21/2150 22/02303	2. LOCATION Near Andrews, South Carolina
3. SOURCE Civilian	10. CONCLUSION Possible Other (REFLECTION)
4. NUMBER OF OBJECTS One	The only adult witness to the sighting has not returned his AF Form 117 as of 15 Apr 69. The observer reported that it was night but no stars were visible. It seems possible that she
5. LENGTH OF OBSERVATION About 5 Seconds	11. BRIEF SUMMARY AND ANALYSIS sighted the reflection of a search light or similar light from cloud base.
6. TYPE OF OBSERVATION Ground-Visual	The observer sighted an orange crescent shaped light (NW - W) and back to the right (W - NW) and then disappeared.
7. COURSE See Case	
8. PHOTOS <input type="checkbox"/> Yes <input checked="" type="checkbox"/> No	
9. PHYSICAL EVIDENCE <input type="checkbox"/> Yes <input checked="" type="checkbox"/> No	

13.	DID THE PHENOMENON	YES	NO	UNKNOWN
	MOVE IN A STRAIGHT LINE?	✓		
	STAND STILL AT ANYTIME?	✓		
	SUDDENLY SPEED UP AND RUN AWAY?	✓		
	BREAK UP IN PARTS AND EXPLODE?		✓	
	CHANGE COLOR?		✓	
	GIVE OFF SMOKE?		✓	
	CHANGE BRIGHTNESS?		✓	
	CHANGE SHAPE?		✓	
	FLASH OR FLICKER?		✓	
	DISAPPEAR AND REAPPEAR?		✓	
	SPIN LIKE A TOP?	✓		
	MAKE A NOISE?		✓	
	FLUTTER OR WOBBLE?		✓	

14. WHAT DREW YOUR ATTENTION TO THE PHENOMENON?

I noticed it was too low, too big, too bright, and too close to be the moon. So I watched and it revolved from right to left and back to the right.

A. HOW DID IT FINALLY DISAPPEAR?

It just seemed to vanish.

B. DID THE PHENOMENON MOVE BEHIND OR IN FRONT OF SOMETHING, LIKE A CLOUD, TREE, OR BUILDING AT ANY TIME?
 YES NO. IF "YES," DESCRIBE.

It was behind some tree tops to begin with, but it moved from behind them shortly.

15. DRAW A PICTURE THAT WILL SHOW THE SHAPE OF THE PHENOMENON. INCLUDE AND LABEL ANY DETAILS THAT MIGHT HAVE APPEARED AS WINGS OR PROTRUSIONS, AND INDICATE EXHAUST OR VAPOR TRAILS. INDICATE BY AN ARROW THE DIRECTION THE PHENOMENON WAS MOVING.



16. WHAT WAS THE ANGULAR SIZE? HOLD A MATCH AT ARM'S LENGTH IN FRONT OF A KNOWN OBJECT, SUCH AS A STREET LAMP OR THE MOON. NOTE HOW MUCH OF THE OBJECT IS COVERED BY THE HEAD OF THE MATCH. NOW IF YOU HAD BEEN ABLE TO PERFORM THIS EXPERIMENT AT THE TIME OF THE SIGHTING, ESTIMATE WHAT FRACTION OF THE PHENOMENON WOULD HAVE BEEN COVERED BY THE MATCH HEAD.

~~about~~ A very, very small amount.

17. DID YOU OBSERVE THE PHENOMENON THROUGH ANY OF THE FOLLOWING? INCLUDE INFORMATION ON MODEL, TYPE, FILTER, LENS PRESCRIPTION OR OTHER APPLICABLE DATA.

<input type="checkbox"/> EYEGLASSES	<input type="checkbox"/> CAMERA VIEWER
<input type="checkbox"/> SUNGLASSES	<input type="checkbox"/> BINOCULARS
<input checked="" type="checkbox"/> WINDSHIELD (Tinted)	<input type="checkbox"/> TELESCOPE
<input type="checkbox"/> SIDE WINDOW OF VEHICLE	<input type="checkbox"/> THEODOLITE
<input type="checkbox"/> WINDOWPANE	<input type="checkbox"/> OTHER

A. DO YOU ORDINARILY WEAR GLASSES? YES NO

B. DO YOU USE READING GLASSES? YES NO

18. WHAT WAS YOUR IMPRESSION OF THE SPEED OF THE PHENOMENON? GIVE ESTIMATE OF SPEED _____.

19. WHAT WAS YOUR IMPRESSION OF THE DISTANCE OF THE PHENOMENON? GIVE ESTIMATE OF DISTANCE Write.

20. IN ORDER THAT WE MAY OBTAIN AS CLEAR A PICTURE AS POSSIBLE OF WHAT YOU SAW, DESCRIBE IN YOUR OWN WORDS A COMMON OBJECT OR OBJECTS WHICH, WHEN PLACED IN THE SKY, SIMILAR TO WHERE YOU NOTED THE PHENOMENON, WOULD BEAR SOME RESEMBLANCE TO WHAT YOU SAW. DESCRIBE SIMILARITIES AND DIFFERENCES BETWEEN THE COMMON OBJECT AND WHAT YOU SAW.

The object was shaped like a crescent moon, but it was much too big, too close, too bright, and too low to be the moon. It was of a bright orange such as that of a fire.

21. DID YOU NOTICE ANY ODOR, NOISE, OR HEAT EMANATING FROM THE PHENOMENON OR ANY EFFECT ON YOURSELF, ANIMALS OR MACHINERY IN THE VICINITY? YES NO. IF "YES," DESCRIBE.

A. DID THE PHENOMENON DISTURB THE GROUND OR LEAVE ANY PHYSICAL EVIDENCE. YES NO. IF "YES," DESCRIBE.

22. HAVE YOU EVER SEEN THIS OR A SIMILAR PHENOMENON BEFORE? YES NO. IF "YES," GIVE DATE AND LOCATION.

23. WAS ANYONE WITH YOU AT THE TIME YOU SAW THE PHENOMENON? YES NO. IF "YES," DID THEY SEE IT TOO? YES NO.

A. LIST THEIR NAMES AND ADDRESSES

[REDACTED] 29510 [REDACTED] 29510

24. GIVE THE FOLLOWING INFORMATION ABOUT YOURSELF

LAST NAME FIRST NAME MIDDLE NAME
 [REDACTED] P.

ADDRESS (Code)
 [REDACTED] C. 29510

TELEPHONE NUMBER (Area Code)
 [REDACTED]

AGE
 14

MALE FEMALE

INDICATE ADDITIONAL INFORMATION INCLUDING OCCUPATION AND ANY EXPERIENCE WHICH MAY BE PERTINENT.

I am in the ninth grade at Williamsburg High School.

25. WHERE AND WHEN DID YOU REPORT THAT YOU HAD SIGHTED THIS PHENOMENON?
 NAME [REDACTED] DAY 22 MONTH Jan. YEAR 1969

26. DATE YOU COMPLETED THIS QUESTIONNAIRE.
 DAY 8 MONTH Feb. YEAR 1969

DEPARTMENT OF THE AIR FORCE
HEADQUARTERS FOREIGN TECHNOLOGY DIVISION (AF3C)
WRIGHT-PATTERSON AIR FORCE BASE OHIO 45433



21 Jan 69

REPLY TO
ATTN OF: TDPT (UFO)

18 MAR 1969

SUBJECT: UFO Observation, 21 Jan 69

TO:

Mr. [REDACTED]

Andrews, South Carolina 29510

Your name has been given to the Aerial Phenomena Office (Project Blue Book) as being a witness to an unidentified flying object. If you were a witness to an UFO sighting on 21 January 1969 would you please complete the attached AF Form 117 and return it in the envelope provided. If you were not a witness to this sighting, would you please make a statement to this effect on the attached form. The information which you provide will be used in evaluating this observation. Thank you for your assistance in this matter.

HECTOR QUINTANILLA, Jr, Lt Colonel, USAF
Chief, Aerial Phenomena Office
Aerospace Technologies Division
Production Directorate

1 Atch
AF Form 117 w/envelope

21 Jan 69

SAF-OICC/Miss Turnure/76526/Jan. 30, 1969

~~Jan 31~~, 1969

Dear [redacted]

This replies to your letter of January 22, 1969, in which you state you and some friends have seen an unidentified flying object (UFO).

Without additional information, we cannot offer an explanation of what you saw. However, if you will complete the inclosed questionnaire and mail it in the attached envelope, our technical people at Wright-Patterson Air Force Base, Ohio, will be able to investigate further and make an evaluation.

Should you ever see another UFO, please report it as soon as possible to the nearest Air Force base. Each base in the United States has a UFO investigator. He is in a better position to make an on-the-spot investigation, which usually results in a more accurate analysis.

In the meantime, you might be able to identify your sighting by looking at the categories of objects often reported as UFO's in the Project Blue Book we are inclosing.

Sincerely,

JSI

JAMES H. AIKMAN
Major, USAF
Chief, Civil Branch
Community Relations Division
Office of Information

Attachments

M [redacted]
R [redacted]
And 293, South Carolina 29510

Coord Cy - SAF-OICC
Cmbk Cy - SAF-OIC
Activity Cy - SAF-OIC
Reader Cy - SAF-OI
Stayback

SAF-OICC

cc: WPAFB

[REDACTED]
[REDACTED] .C. 29510
January 22, 1969

Project Blue Book
SAFOI
Washington, D.C. 20330

Dear Sir:

Last night (January 21) my friend, [REDACTED], her father, [REDACTED], and I were driving home in a car when we saw a UFO. It was of a bright orange color and was shaped like a crescent moon. It was about fifty feet above the ground and appeared to be the length of three cars. We were within a mile of this flying object and it revolved from the right hand side of the road to the left and back again to the right. After this it seemed to have vanished. We saw it somewhere between 9:30 P.M. and 9:35 P.M. (EST). I see these

people also saw it. They were
right behind us in their car.
They are [redacted], and

[redacted] their address
is [redacted] Andrews, S.C.

We were in Williams-
burg County when we saw
it, about five miles from
Andrews, S.C.

This is the address of
Mr. [redacted] 4,
[redacted]

The object appeared for
about five to ten seconds.

Here is a sketch of the
object.



Please answer this
as soon as possible.

Yours Truly,
[redacted]

SIGHTING OF UNIDENTIFIED PHENOMENA QUESTIONNAIRE

BUDGET BUREAU APPROVAL
NUMBER 21-R258

THIS QUESTIONNAIRE HAS BEEN PREPARED SO THAT YOU CAN GIVE THE U.S. AIR FORCE AS MUCH INFORMATION AS POSSIBLE CONCERNING THE UNIDENTIFIED PHENOMENON THAT YOU HAVE OBSERVED. PLEASE TRY TO ANSWER ALL OF THE QUESTIONS. THE INFORMATION YOU GIVE WILL BE USED FOR RESEARCH PURPOSES. YOUR NAME WILL NOT BE USED IN CONNECTION WITH ANY OF YOUR STATEMENTS OR CONCLUSIONS WITHOUT YOUR PERMISSION. RETURN TO AIR FORCE BASE INVESTIGATOR FOR FORWARDING TO FTD (TDETR), WRIGHT-PATTERSON AFB, OHIO 45433, IAW AFR 80-17. (IF ADDITIONAL SHEETS ARE NEEDED FOR NARRATIVE OR SKETCHES ATTACH SECURELY TO THIS FORM OR ANNOTATE WITH YOUR NAME FOR IDENTIFICATION.)

1. WHEN DID YOU SEE THE PHENOMENON?

DAY 21 MONTH JAN. YEAR 1969

2. WHAT TIME DID YOU FIRST SIGHT THE PHENOMENON?

HOUR 9 MINUTES BETWEEN 30-35 A.M. P.M.

3. WHAT TIME DID YOU LAST SIGHT THE PHENOMENON?

HOUR 9 MINUTES BETWEEN 30-35 A.M. P.M.

4. TIME/ZONE

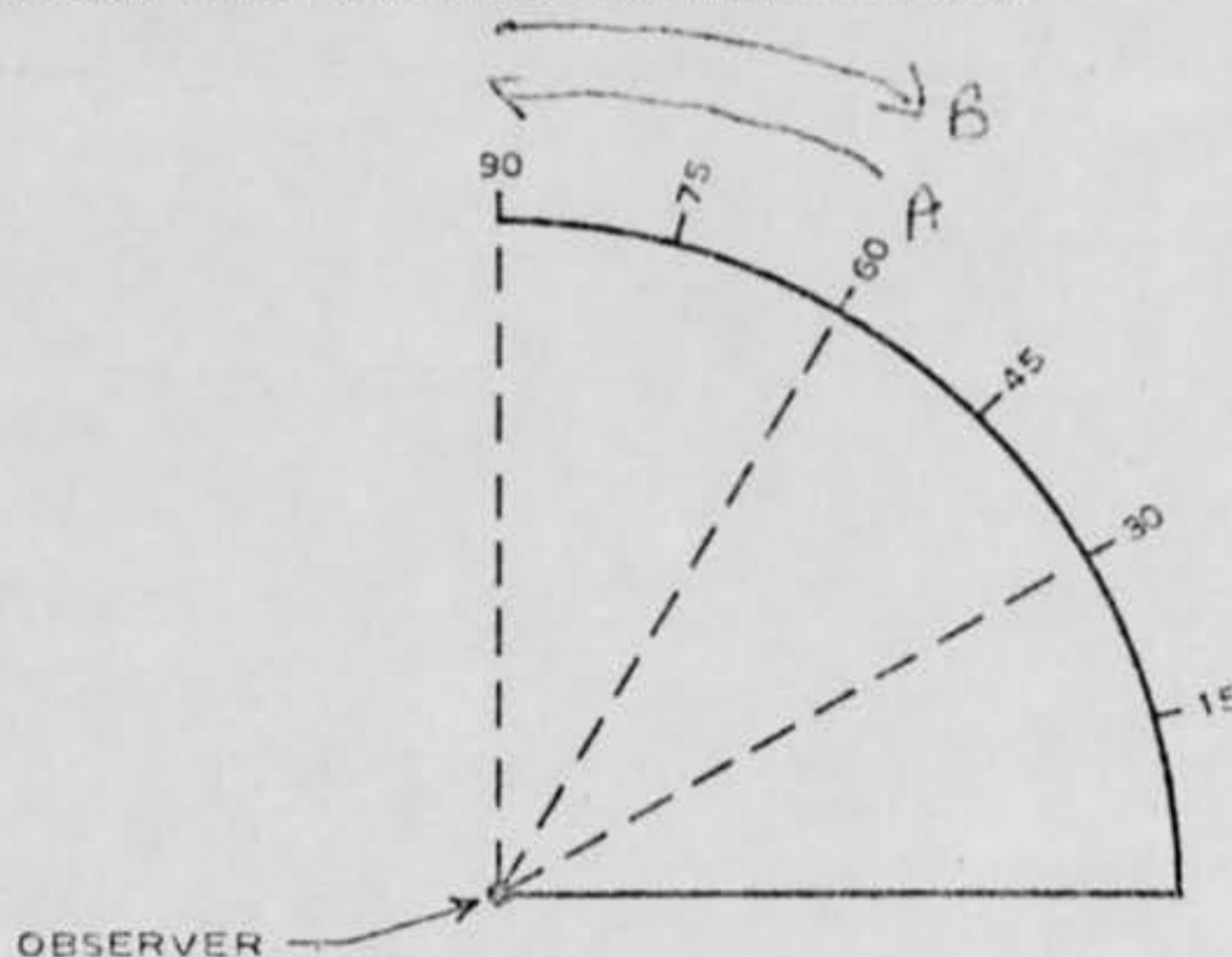
EASTERN CENTRAL MOUNTAIN PACIFIC OTHER

DAYLIGHT SAVINGS STANDARD

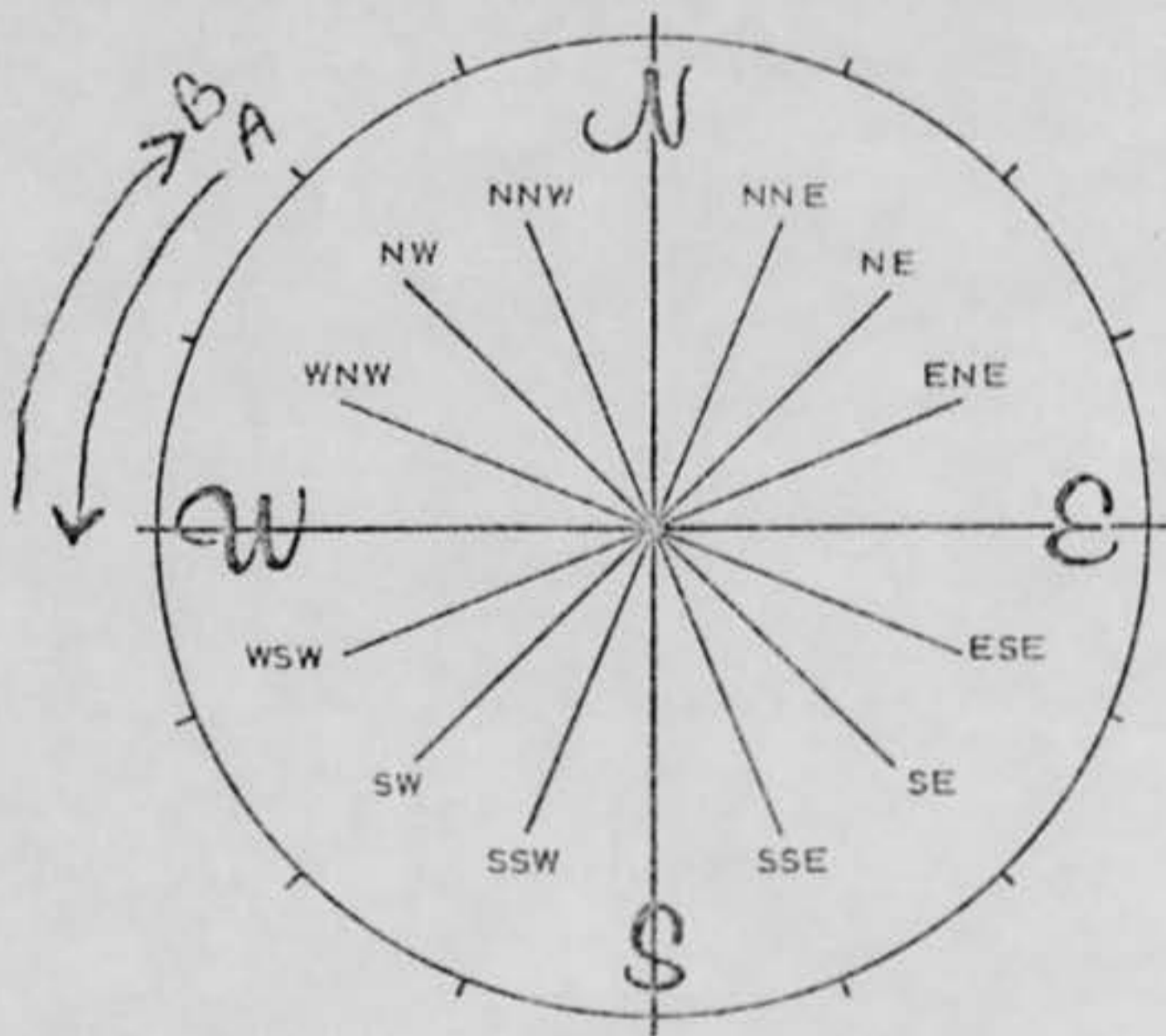
5. WHERE WERE YOU WHEN YOU SAW THE PHENOMENON? IF IN CITY, GIVE THE NEAREST STREET ADDRESS AND INDICATE ON A HAND DRAWN MAP WHERE YOU WERE STANDING WITH REFERENCE TO THE ADDRESS. IF IN THE COUNTRY, IDENTIFY THE HIGHWAY YOU WERE ON OR NEAR AND TRY TO FIX A DISTANCE AND DIRECTION FROM SOME RECOGNIZABLE LANDMARK.

We were about 5 miles west of Andrews, S.C.

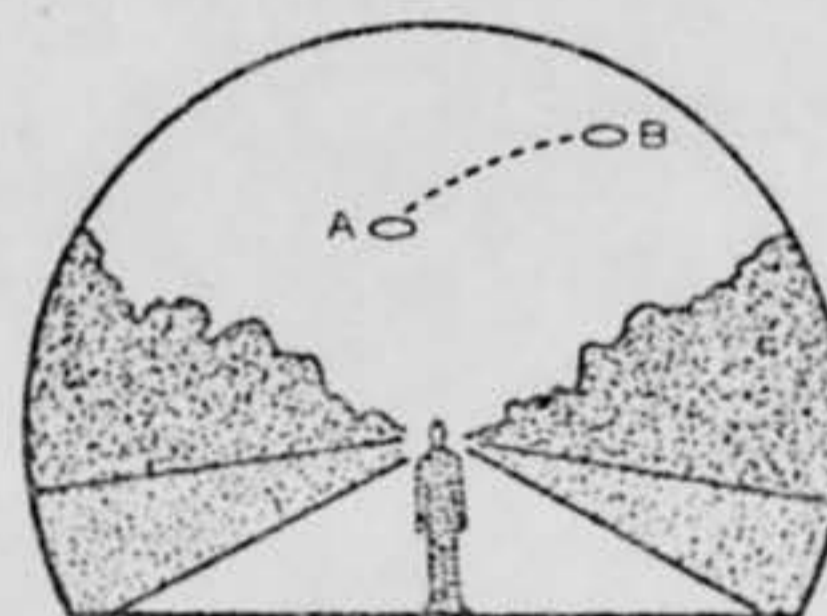
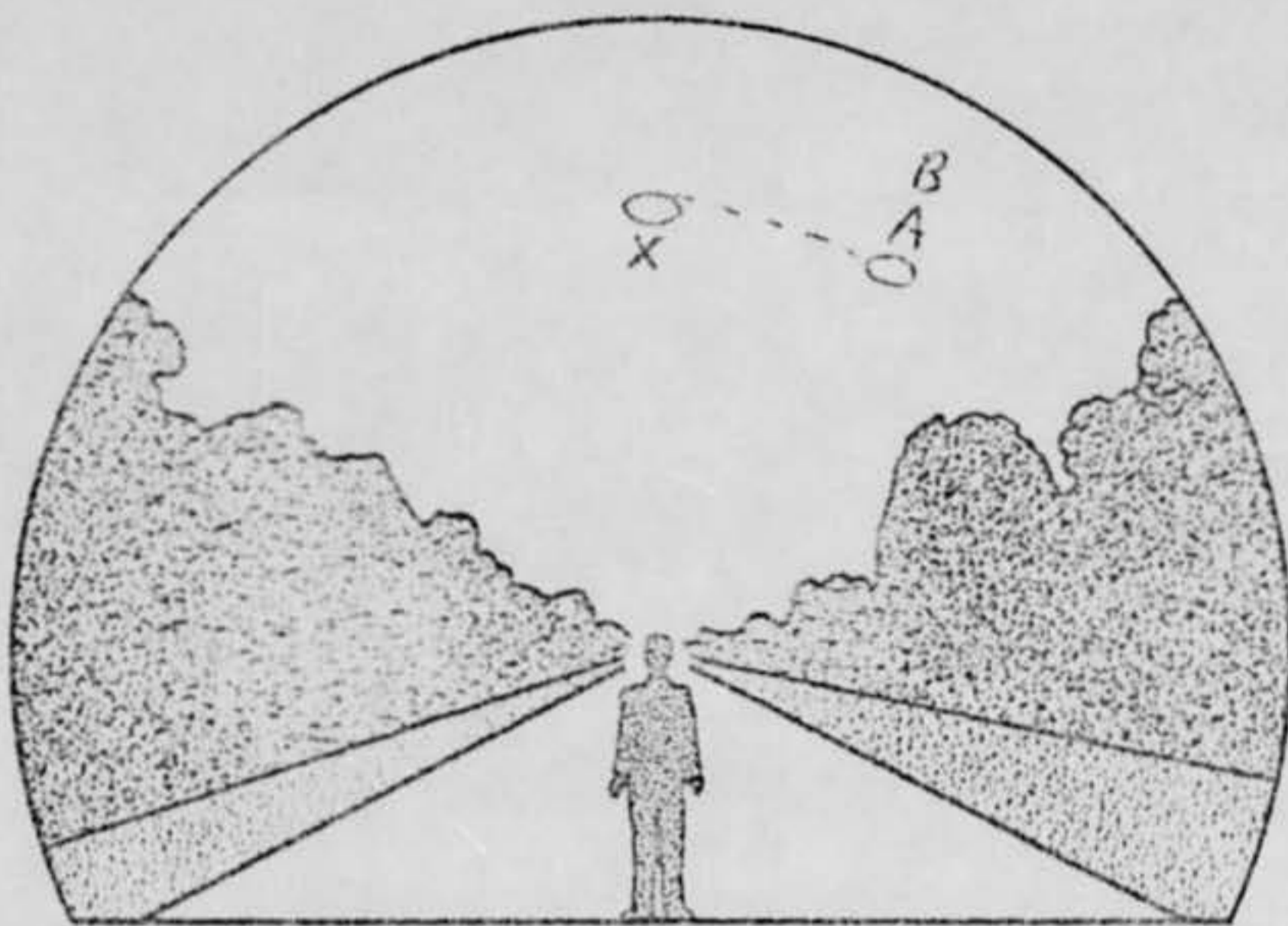
6. IMAGINE YOU ARE AT THE POINT SHOWN IN THE SKETCH, PLACE AN "A" ON THE CURVED LINE TO SHOW HOW HIGH THE PHENOMENON WAS ABOVE THE HORIZON, OR SKYLINE, WHEN FIRST SEEN. PLACE A "B" ON THE SAME CURVED LINE TO SHOW HOW HIGH ABOVE THE HORIZON THE PHENOMENON WAS WHEN LAST SEEN.



6A. NOW IMAGINE YOU ARE AT THE CENTER OF THE COMPASS ROSE. PLACE AN "A" ON THE COMPASS TO INDICATE THE DIRECTION TO THE PHENOMENON WHEN FIRST SEEN. PLACE A "B" ON THE COMPASS TO INDICATE THE DIRECTION TO THE PHENOMENON WHEN LAST SEEN.



7. IN THE SKETCH BELOW, PLACE AN "A" AT THE POSITION OF THE PHENOMENON WHEN FIRST SEEN. AND A "B" AT THE POSITION OF THE PHENOMENON WHEN LAST SEEN. CONNECT THE "A" AND "B" WITH A LINE TO APPROXIMATE THE MOVEMENT OF THE PHENOMENON BETWEEN "A" AND "B". THAT IS, SCHEMATICALLY SHOW WHETHER THE MOVEMENT APPEARED TO BE STRAIGHT, CURVED OR ZIG-ZAG. REFER TO SMALLER SKETCH AS AN EXAMPLE OF HOW TO COMPLETE THE LARGER SKETCH.



*It appeared at A,
moved to X and back
to A.*

B. WHERE WERE YOU WHEN YOU SAW THE PHENOMENON? (Check appropriate blocks.)

OUTDOORS		IN BUSINESS SECTION OF CITY
IN BUILDING		IN RESIDENTIAL SECTION OF CITY
IN CAR <input type="checkbox"/> AS DRIVER <input checked="" type="checkbox"/> AS PASSENGER	<input checked="" type="checkbox"/>	IN OPEN COUNTRYSIDE
IN BOAT		NEAR AIRFIELD
IN AIRPLANE <input type="checkbox"/> AS PILOT <input type="checkbox"/> AS PASSENGER		FLYING OVER CITY
OTHER		FLYING OVER OPEN COUNTRY
		OTHER

A. IF YOU WERE IN A VEHICLE, COMPLETE THE FOLLOWING:

WHAT DIRECTION WERE YOU MOVING?		HOW FAST WERE YOU MOVING?
NORTH	EAST	ABOUT 55-60 MPH
SOUTH	WEST	DID YOU STOP ANYTIME WHILE OBSERVING THE PHENOMENON?
NORTHEAST	SOUTHEAST	<input type="checkbox"/> YES <input checked="" type="checkbox"/> NO
<input checked="" type="checkbox"/> NORTHWEST	SOUTHWEST	

EXPLAIN WHETHER SUCH MOVEMENT AFFECTS YOUR SKETCHES IN ITEMS 5 AND 6.
We were on a straight stretch of road when we saw this object.

DESCRIBE TYPE OF VEHICLE YOU WERE IN AND TYPE OF ROAD, TERRAIN OR BODY OF WATER YOU TRAVERSED DURING THE SIGHTING. STATE WHETHER WINDOWS OR CONVERTIBLE TOP WERE UP OR DOWN.
We were in a 1966 Chevrolet, on a paved road. The windows were up.

HOW MUCH OTHER TRAFFIC WAS THERE?
None, other than a car behind us.

DID YOU NOTICE ANY AIRPLANES? YES NO. IF "YES," DESCRIBE WHEN THEY WERE IN SIGHT RELATIVE TO THE TIME OF SIGHTING THE PHENOMENON AND WHERE THEY WERE IN THE SKY RELATIVE TO THE POSITION OF THE PHENOMENON.

9. HOW LONG WAS THE PHENOMENON IN SIGHT?

LENGTH OF TIME	CERTAIN OF TIME	NOT VERY SURE
5 seconds or so.	FAIRLY CERTAIN	<input checked="" type="checkbox"/> JUST A GUESS

HOW WAS TIME DETERMINED?

WAS THE PHENOMENON IN SIGHT CONTINUOUSLY? YES NO. IF "NO," INDICATE WHETHER THIS IS DUE TO YOUR MOVEMENT OR THE BEHAVIOR OF THE PHENOMENON, AND DESCRIBE SUCH MOVEMENT OR BEHAVIOR. INDICATE DISAPPEARANCES ON PREVIOUS SKETCHES.

10. IF THERE WERE MORE THAN ONE PHENOMENON, HOW MANY WERE THERE? DRAW A PICTURE TO SHOW HOW THEY WERE ARRANGED. DID THIS ARRANGEMENT CHANGE DURING THE SIGHTING?

11. CONDITIONS (Check appropriate blocks.)

A. SKY		B. WEATHER	
<input type="checkbox"/> DAY		<input type="checkbox"/> CUMULUS CLOUDS (Low fluffy)	<input type="checkbox"/> FOG OR MIST
<input type="checkbox"/> TWILIGHT		<input type="checkbox"/> CIRRUS CLOUDS (High fleecy or Herringbone)	<input type="checkbox"/> HEAVY RAIN
<input checked="" type="checkbox"/> NIGHT		<input type="checkbox"/> NIMBUS CLOUDS (Rain)	<input type="checkbox"/> LIGHT RAIN OR DRIZZLE
<input type="checkbox"/> CLEAR		<input type="checkbox"/> CUMULONIMBUS CLOUDS (Thunderstorms)	<input type="checkbox"/> HAIL
<input type="checkbox"/> PARTLY CLOUDY		<input type="checkbox"/> HAZE OR SMOG	<input type="checkbox"/> SNOW OR SLEET
<input type="checkbox"/> COMPLETELY OVERCAST			<input type="checkbox"/> UNKNOWN
			<input checked="" type="checkbox"/> NONE OF THE ABOVE

C. IF THE SIGHTING WAS AT TWILIGHT OR NIGHT, WHAT DID YOU NOTICE ABOUT THE STARS AND MOON?

(1) STARS		(2) MOON	
<input checked="" type="checkbox"/> NONE		<input type="checkbox"/> BRIGHT MOONLIGHT	<input checked="" type="checkbox"/> NO MOONLIGHT
<input type="checkbox"/> A FEW		<input type="checkbox"/> MOON WITH HALO	<input type="checkbox"/> UNKNOWN
<input type="checkbox"/> MANY		<input type="checkbox"/> MOON HIDDEN BY CLOUDS	
<input type="checkbox"/> UNKNOWN		<input type="checkbox"/> PARTIAL (New or quarter)	

D. IF SIGHTING WAS IN DAYLIGHT, WAS THE SUN VISIBLE? YES NO. IF "YES," WHERE WAS THE SUN AS YOU FACED THE PHENOMENON?

<input type="checkbox"/> IN FRONT OF YOU	<input type="checkbox"/> TO YOUR RIGHT	<input type="checkbox"/> OVERHEAD (Near noon)
<input type="checkbox"/> IN BACK OF YOU	<input type="checkbox"/> TO YOUR LEFT	<input type="checkbox"/> UNKNOWN

E. SPECIFY THE MAJOR SOURCE OF ILLUMINATION PRESENT DURING THE SIGHTING, SUCH AS THE SUN, HEADLIGHTS OR STREET LAMP, ETC. FOR TERRESTRIAL ILLUMINATION, SPECIFY DISTANCE TO LIGHT SOURCE.

HEADLIGHTS

12. GIVE A BRIEF DESCRIPTION OF THE PHENOMENON, INDICATING WHETHER IT APPEARED DARK OR LIGHT, WHETHER IT REFLECTED LIGHT OR WAS SELF-LUMINOUS AND WHAT COLORS YOU NOTICED. DESCRIBE YOUR IMPRESSION OF WHETHER IT WAS SOLID OR TRANSPARENT, WHETHER EDGES WERE SHARP OR FUZZY. DESCRIBE THE SHAPE OR INDICATE IF IT APPEARED AS A POINT OF LIGHT. INDICATE COMPARISONS WITH OTHER OBSERVED OBJECTS, LIKE STARS, A LIGHT OR OTHER OBJECT IN YOUR FIELD OF VIEW.

It appeared to be self-luminous, of a bright glowing orange color, solid, and the edges of it were sharp. It look similar to a crescent moon.