

PROJECT 10073 RECORD

1. DATE - TIME GROUP 10/13/45 10/23/45	2. LOCATION Dayton, Ohio
3. SOURCE Station	10. CONCLUSION Astro (VENUS) / JH
4. NUMBER OF OBJECTS 2	
5. LENGTH OF OBSERVATION 10 Minutes	11. BRIEF SUMMARY AND ANALYSIS The observer sighted a light that liked like a large star.
6. TYPE OF OBSERVATION Ground-Visual	
7. COURSE Stationary SSW	
8. PHOTOS <input type="checkbox"/> Yes <input checked="" type="checkbox"/> No	
9. PHYSICAL EVIDENCE <input type="checkbox"/> Yes <input checked="" type="checkbox"/> No	

Rec. TDPT (V.F.O.)
15 Jan 69

Duty Officer

AFR 80-17(C1)

SIGHTING OF UNIDENTIFIED PHENOMENA QUESTIONNAIRE

BUDGET BUREAU APPROVAL
NUMBER 21-R359

THIS QUESTIONNAIRE HAS BEEN PREPARED SO THAT YOU CAN GIVE THE U.S AIR FORCE AS MUCH INFORMATION AS POSSIBLE CONCERNING THE UNIDENTIFIED PHENOMENON THAT YOU HAVE OBSERVED. PLEASE TRY TO ANSWER ALL OF THE QUESTIONS. THE INFORMATION YOU GIVE WILL BE USED FOR RESEARCH PURPOSES. YOUR NAME WILL NOT BE USED IN CONNECTION WITH ANY OF YOUR STATEMENTS OR CONCLUSIONS WITHOUT YOUR PERMISSION. RETURN TO AIR FORCE BASE INVESTIGATOR FOR FORWARDING TO FTD (TDETR), WRIGHT-PATTERSON AFB, OHIO 45433, IAW AFR 80-17. (IF ADDITIONAL SHEETS ARE NEEDED FOR NARRATIVE OR SKETCHES ATTACH SECURELY TO THIS FORM OR ANNOTATE WITH YOUR NAME FOR IDENTIFICATION.)

1. WHEN DID YOU SEE THE PHENOMENON?
DAY 10 MONTH Jan YEAR 69

2. WHAT TIME DID YOU FIRST SIGHT THE PHENOMENON?
HOUR 1845 MINUTES _____ A.M. P.M.

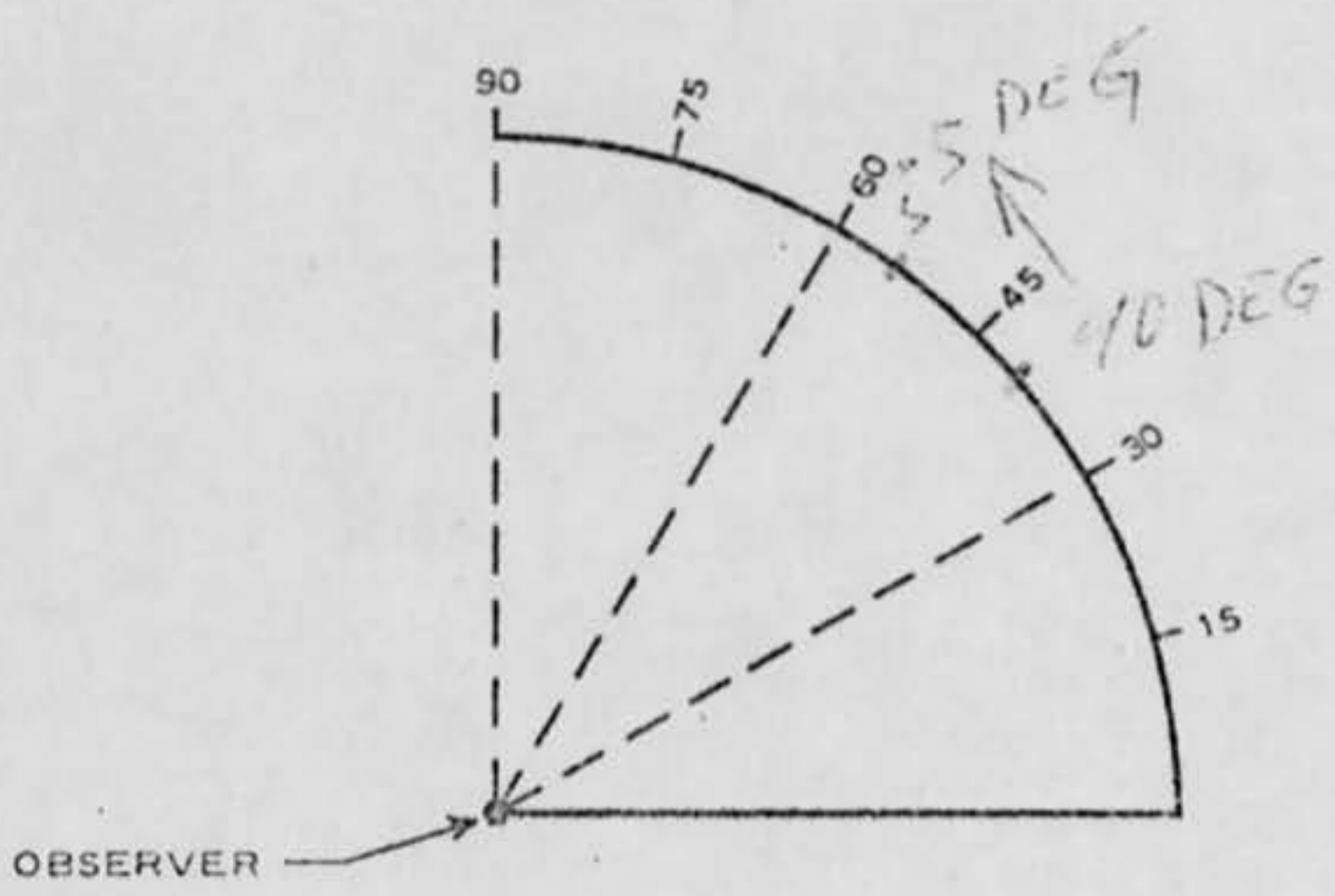
3. WHAT TIME DID YOU LAST SIGHT THE PHENOMENON?
HOUR STILL VISIBLE MINUTES (1915) A.M. P.M.

4. TIME/ZONE DAYLIGHT SAVINGS STANDARD
 EASTERN CENTRAL MOUNTAIN PACIFIC OTHER

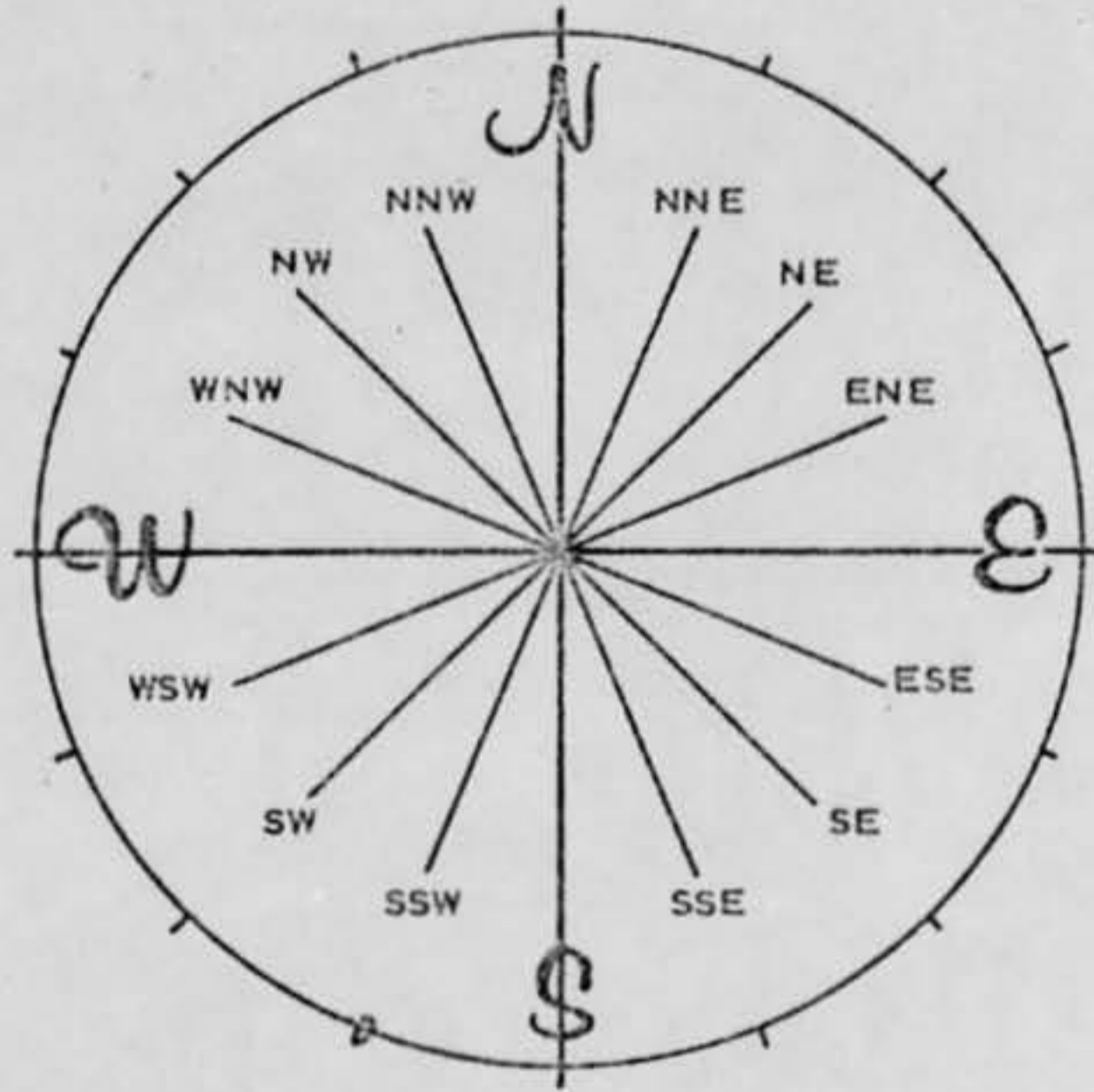
5. WHERE WERE YOU WHEN YOU SAW THE PHENOMENON? IF IN CITY, GIVE THE NEAREST STREET ADDRESS AND INDICATE ON A HAND DRAWN MAP WHERE YOU WERE STANDING WITH REFERENCE TO THE ADDRESS. IF IN THE COUNTRY, IDENTIFY THE HIGHWAY YOU WERE ON OR NEAR AND TRY TO FIX A DISTANCE AND DIRECTION FROM SOME RECOGNIZABLE LANDMARK.

IN CITY, AT HIS HOME.

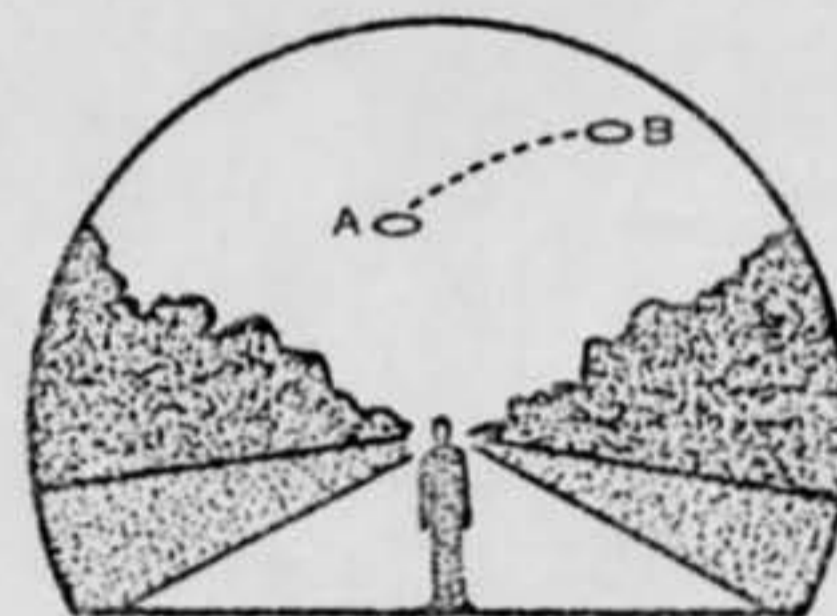
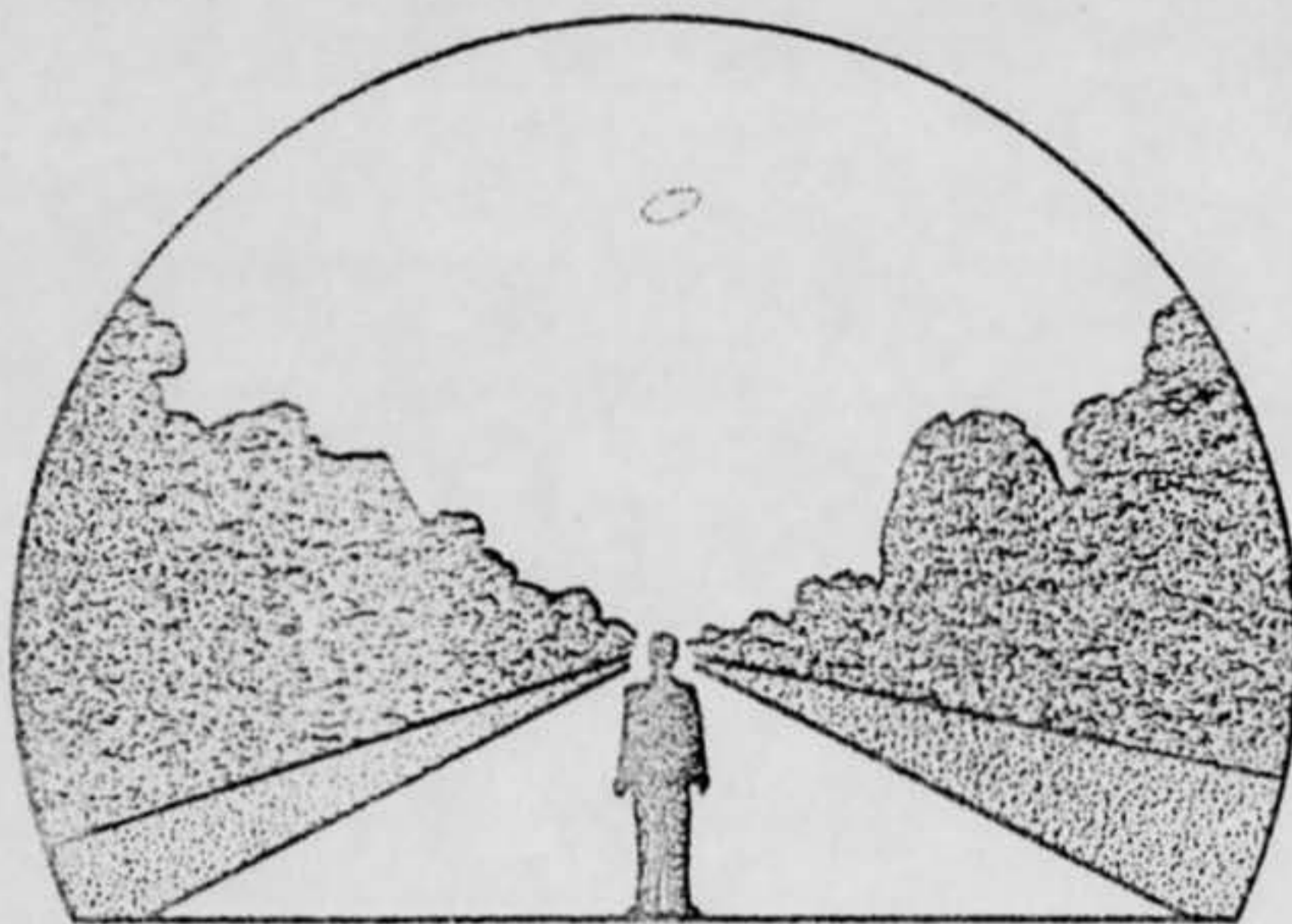
6. IMAGINE YOU ARE AT THE POINT SHOWN IN THE SKETCH, PLACE AN "A" ON THE CURVED LINE TO SHOW HOW HIGH THE PHENOMENON WAS ABOVE THE HORIZON, OR SKYLINE, WHEN FIRST SEEN. PLACE A "B" ON THE SAME CURVED LINE TO SHOW HOW HIGH ABOVE THE HORIZON THE PHENOMENON WAS WHEN LAST SEEN.



6A. NOW IMAGINE YOU ARE AT THE CENTER OF THE COMPASS ROSE. PLACE AN "A" ON THE COMPASS TO INDICATE THE DIRECTION TO THE PHENOMENON WHEN FIRST SEEN. PLACE A "B" ON THE COMPASS TO INDICATE THE DIRECTION TO THE PHENOMENON WHEN LAST SEEN.



7. IN THE SKETCH BELOW, PLACE AN "A" AT THE POSITION OF THE PHENOMENON WHEN FIRST SEEN, AND A "B" AT THE POSITION OF THE PHENOMENON WHEN LAST SEEN. CONNECT THE "A" AND "B" WITH A LINE TO APPROXIMATE THE MOVEMENT OF THE PHENOMENON BETWEEN "A" AND "B". THAT IS, SCHEMATICALLY SHOW WHETHER THE MOVEMENT APPEARED TO BE STRAIGHT, CURVED OR ZIG-ZAG. REFER TO SMALLER SKETCH AS AN EXAMPLE OF HOW TO COMPLETE THE LARGER SKETCH.



8. WHERE WERE YOU WHEN YOU SAW THE PHENOMENON? <i>(Check appropriate blocks.)</i>			
OUTDOORS			IN BUSINESS SECTION OF CITY
IN BUILDING		<input checked="" type="checkbox"/>	IN RESIDENTIAL SECTION OF CITY
IN CAR	<input type="checkbox"/> AS DRIVER	<input type="checkbox"/> AS PASSENGER	IN OPEN COUNTRYSIDE
IN BOAT			NEAR AIRFIELD
IN AIRPLANE	<input type="checkbox"/> AS PILOT	<input type="checkbox"/> AS PASSENGER	FLYING OVER CITY
OTHER			FLYING OVER OPEN COUNTRY
			OTHER
A. IF YOU WERE IN A VEHICLE, COMPLETE THE FOLLOWING:			
WHAT DIRECTION WERE YOU MOVING?		HOW FAST WERE YOU MOVING?	
NORTH	EAST	DID YOU STOP ANYTIME WHILE OBSERVING THE PHENOMENON? <input type="checkbox"/> YES <input type="checkbox"/> NO	
SOUTH	WEST		
NORTHEAST	SOUTHEAST		
NORTHWEST	SOUTHWEST		
EXPLAIN WHETHER SUCH MOVEMENT AFFECTS YOUR SKETCHES IN ITEMS 5 AND 6.			
DESCRIBE TYPE OF VEHICLE YOU WERE IN AND TYPE OF ROAD, TERRAIN OR BODY OF WATER YOU TRAVERSED DURING THE SIGHTING. STATE WHETHER WINDOWS OR CONVERTIBLE TOP WERE UP OR DOWN.			
HOW MUCH OTHER TRAFFIC WAS THERE?			
DID YOU NOTICE ANY AIRPLANES? <input type="checkbox"/> YES <input checked="" type="checkbox"/> NO. IF "YES," DESCRIBE WHEN THEY WERE IN SIGHT RELATIVE TO THE TIME OF SIGHTING THE PHENOMENON AND WHERE THEY WERE IN THE SKY RELATIVE TO THE POSITION OF THE PHENOMENON.			
9. HOW LONG WAS THE PHENOMENON IN SIGHT?			
LENGTH OF TIME		CERTAIN OF TIME	NOT VERY SURE
35-40 MIN STILL IN SIGHT		FAIRLY CERTAIN	JUST A GUESS
HOW WAS TIME DETERMINED?			
WAS THE PHENOMENON IN SIGHT CONTINUOUSLY? <input checked="" type="checkbox"/> YES <input type="checkbox"/> NO. IF "NO," INDICATE WHETHER THIS IS DUE TO YOUR MOVEMENT OR THE BEHAVIOR OF THE PHENOMENON, AND DESCRIBE SUCH MOVEMENT OR BEHAVIOR. INDICATE DISAPPEARANCES ON PREVIOUS SKETCHES.			
<p style="text-align: center;"><i>GET very small, disappears (gets very small) - then comes back.</i></p>			

10. IF THERE WERE MORE THAN ONE PHENOMENON, HOW MANY WERE THERE? DRAW A PICTURE TO SHOW HOW THEY WERE ARRANGED. DID THIS ARRANGMENT CHANGE DURING THE SIGHTING?

ONE
→

11. CONDITIONS (Check appropriate blocks.)

A. SKY		B. WEATHER	
<input type="checkbox"/> DAY		<input type="checkbox"/> CUMULUS CLOUDS (Low fluffy)	<input type="checkbox"/> FOG OR MIST
<input type="checkbox"/> TWILIGHT		<input type="checkbox"/> CIRRUS CLOUDS (High fleecy or Herringbone)	<input type="checkbox"/> HEAVY RAIN
<input checked="" type="checkbox"/> NIGHT		<input type="checkbox"/> NIMBUS CLOUDS (Rain)	<input type="checkbox"/> LIGHT RAIN OR DRIZZLE
<input checked="" type="checkbox"/> CLEAR		<input type="checkbox"/> CUMULONIMBUS CLOUDS (Thunderstorms)	<input type="checkbox"/> HAIL
<input type="checkbox"/> PARTLY CLOUDY		<input type="checkbox"/> HAZE OR SMOG	<input type="checkbox"/> SNOW OR SLEET
<input type="checkbox"/> COMPLETELY OVERCAST			<input type="checkbox"/> UNKNOWN
			<input type="checkbox"/> NONE OF THE ABOVE

C. IF THE SIGHTING WAS AT TWILIGHT OR NIGHT, WHAT DID YOU NOTICE ABOUT THE STARS AND MOON?

(1) STARS		(2) MOON	
<input type="checkbox"/> NONE		<input type="checkbox"/> BRIGHT MOONLIGHT	<input checked="" type="checkbox"/> NO MOONLIGHT
<input checked="" type="checkbox"/> A FEW		<input type="checkbox"/> MOON WITH HALO	<input type="checkbox"/> UNKNOWN
<input type="checkbox"/> MANY		<input type="checkbox"/> MOON HIDDEN BY CLOUDS	
<input type="checkbox"/> UNKNOWN		<input type="checkbox"/> PARTIAL (New or quarter)	

D. IF SIGHTING WAS IN DAYLIGHT, WAS THE SUN VISIBLE? YES NO. IF "YES," WHERE WAS THE SUN AS YOU FACED THE PHENOMENON?

<input type="checkbox"/> IN FRONT OF YOU	<input type="checkbox"/> TO YOUR RIGHT	<input type="checkbox"/> OVERHEAD (Near noon)
<input type="checkbox"/> IN BACK OF YOU	<input type="checkbox"/> TO YOUR LEFT	<input type="checkbox"/> UNKNOWN

E. SPECIFY THE MAJOR SOURCE OF ILLUMINATION PRESENT DURING THE SIGHTING, SUCH AS THE SUN, HEADLIGHTS OR STREET LAMP, ETC. FOR TERRESTRIAL ILLUMINATION, SPECIFY DISTANCE TO LIGHT SOURCE.

~~Street lights~~ 1 STREET LIGHTS.

12. GIVE A BRIEF DESCRIPTION OF THE PHENOMENON, INDICATING WHETHER IT APPEARED DARK OR LIGHT, WHETHER IT REFLECTED LIGHT OR WAS SELF-LUMINOUS AND WHAT COLORS YOU NOTICED. DESCRIBE YOUR IMPRESSION OF WHETHER IT WAS SOLID OR TRANSPARENT, WHETHER EDGES WERE SHARP OR FUZZY. DESCRIBE THE SHAPE OR INDICATE IF IT APPEARED AS A POINT OF LIGHT. INDICATE COMPARISONS WITH OTHER OBSERVED OBJECTS, LIKE STARS, A LIGHT OR OTHER OBJECT IN YOUR FIELD OF VIEW.

Looks like a star.

13.	DID THE PHENOMENON	YES	NO	UNKNOWN
	MOVE IN A STRAIGHT LINE?		X	
	STAND STILL AT ANYTIME?	X		
	SUDDENLY SPEED UP AND RUN AWAY?		X	
	BREAK UP IN PARTS AND EXPLODE?		X	
	CHANGE COLOR?		X	
	GIVE OFF SMOKE?		X	
	CHANGE BRIGHTNESS?		X	
	CHANGE SHAPE?		X	
	FLASH OR FLICKER?	X		
	DISAPPEAR AND REAPPEAR?	X		
	SPIN LIKE A TOP?		X	
	MAKE A NOISE?		X	
	FLUTTER OR WOBBLE?		X	

14. WHAT DREW YOUR ATTENTION TO THE PHENOMENON?

Just looking for a bug.

A. HOW DID IT FINALLY DISAPPEAR?

*Gets smaller, gets dim, then disappears,
then reappears.*

B. DID THE PHENOMENON MOVE BEHIND OR IN FRONT OF SOMETHING, LIKE A CLOUD, TREE, OR BUILDING AT ANY TIME?
 YES NO. IF "YES," DESCRIBE.

15. DRAW A PICTURE THAT WILL SHOW THE SHAPE OF THE PHENOMENON. INCLUDE AND LABEL ANY DETAILS THAT MIGHT HAVE APPEARED AS WINGS OR PROTRUSIONS, AND INDICATE EXHAUST OR VAPOR TRAILS. INDICATE BY AN ARROW THE DIRECTION THE PHENOMENON WAS MOVING.



16. WHAT WAS THE ANGULAR SIZE? HOLD A MATCH AT ARM'S LENGTH IN FRONT OF A KNOWN OBJECT, SUCH AS A STREET LAMP OR THE MOON. NOTE HOW MUCH OF THE OBJECT IS COVERED BY THE HEAD OF THE MATCH. NOW IF YOU HAD BEEN ABLE TO PERFORM THIS EXPERIMENT AT THE TIME OF THE SIGHTING, ESTIMATE WHAT FRACTION OF THE PHENOMENON WOULD HAVE BEEN COVERED BY THE MATCH HEAD.

3/4 of object is covered.

17. DID YOU OBSERVE THE PHENOMENON THROUGH ANY OF THE FOLLOWING? INCLUDE INFORMATION ON MODEL, TYPE, FILTER, LENS PRESCRIPTION OR OTHER APPLICABLE DATA.	
EYEGLASSES	CAMERA VIEWER
SUNGLASSES	BINOCULARS
WINDSHIELD	X TELESCOPE 10X
SIDE WINDOW OF VEHICLE	THEODOLITE
WINDOWPANE	OTHER
A. DO YOU ORDINARILY WEAR GLASSES? <input type="checkbox"/> YES <input checked="" type="checkbox"/> NO	B. DO YOU USE READING GLASSES? <input type="checkbox"/> YES <input checked="" type="checkbox"/> NO
18. WHAT WAS YOUR IMPRESSION OF THE SPEED OF THE PHENOMENON? GIVE ESTIMATE OF SPEED <u>N/A.</u>	19. WHAT WAS YOUR IMPRESSION OF THE DISTANCE OF THE PHENOMENON? GIVE ESTIMATE OF DISTANCE <u>N/A. 30000</u>
20. IN ORDER THAT WE MAY OBTAIN AS CLEAR A PICTURE AS POSSIBLE OF WHAT YOU SAW, DESCRIBE IN YOUR OWN WORDS A COMMON OBJECT OR OBJECTS WHICH, WHEN PLACED IN THE SKY, SIMILAR TO WHERE YOU NOTED THE PHENOMENON, WOULD BEAR SOME RESEMBLANCE TO WHAT YOU SAW. DESCRIBE SIMILARITIES AND DIFFERENCES BETWEEN THE COMMON OBJECT AND WHAT YOU SAW.	
<i>look like a large star</i>	
21. DID YOU NOTICE ANY ODOR, NOISE, OR HEAT EMANATING FROM THE PHENOMENON OR ANY EFFECT ON YOURSELF, ANIMALS OR MACHINERY IN THE VICINITY? <input type="checkbox"/> YES <input checked="" type="checkbox"/> NO. IF "YES," DESCRIBE.	
A. DID THE PHENOMENON DISTURB THE GROUND OR LEAVE ANY PHYSICAL EVIDENCE. <input type="checkbox"/> YES <input checked="" type="checkbox"/> NO. IF "YES," DESCRIBE.	

