

PROJECT 10073 RECORD

1. DATE - TIME GROUP 19 November 1968 19/11/30	2. LOCATION Hickory, North Carolina
3. SOURCE Civilian	10. CONCLUSION Other (CONFLICTING DATA) Although the date of the observation appears to be 19 November the observer wrote the date as 19th day 10th month 1968. If the date was 19 November as stated in his original letter the observer was probable observing Venus.
4. NUMBER OF OBJECTS One	
5. LENGTH OF OBSERVATION 15 to 30 Minutes	11. BRIEF SUMMARY AND ANALYSIS The observer sighted a white star-like light that descendend in the SSW and just before it disappeared turned red.
6. TYPE OF OBSERVATION Ground-Visual	
7. COURSE Descending	
8. PHOTOS <input type="checkbox"/> Yes <input checked="" type="checkbox"/> No	
9. PHYSICAL EVIDENCE <input type="checkbox"/> Yes <input checked="" type="checkbox"/> No	

FORM
FTD SEP 63 0-329 (TDE) Previous editions of this form may be used.

17. DID YOU OBSERVE THE PHENOMENON THROUGH ANY OF THE FOLLOWING? INCLUDE INFORMATION ON MODEL, TYPE, FILTER, LENS PRESCRIPTION OR OTHER APPLICABLE DATA.

EYEGASSES	CAMERA VIEWER
SUNGLASSES	BINOCULARS
WINDSHIELD	TELESCOPE
SIDE WINDOW OF VEHICLE	THEODOLITE
WINDOWPANE	OTHER

A. DO YOU ORDINARILY WEAR GLASSES? YES NO

B. DO YOU USE READING GLASSES? YES NO

18. WHAT WAS YOUR IMPRESSION OF THE SPEED OF THE PHENOMENON? GIVE ESTIMATE OF SPEED 20 mph

19. WHAT WAS YOUR IMPRESSION OF THE DISTANCE OF THE PHENOMENON? GIVE ESTIMATE OF DISTANCE 40 ft

20. IN ORDER THAT WE MAY OBTAIN AS CLEAR A PICTURE AS POSSIBLE OF WHAT YOU SAW, DESCRIBE IN YOUR OWN WORDS A COMMON OBJECT OR OBJECTS WHICH, WHEN PLACED IN THE SKY, SIMILAR TO WHERE YOU NOTED THE PHENOMENON, WOULD BEAR SOME RESEMBLANCE TO WHAT YOU SAW. DESCRIBE SIMILARITIES AND DIFFERENCES BETWEEN THE COMMON OBJECT AND WHAT YOU SAW.

A bright star would be almost right. The size is about the same. A star would never move like it did. A star would not sprint either.

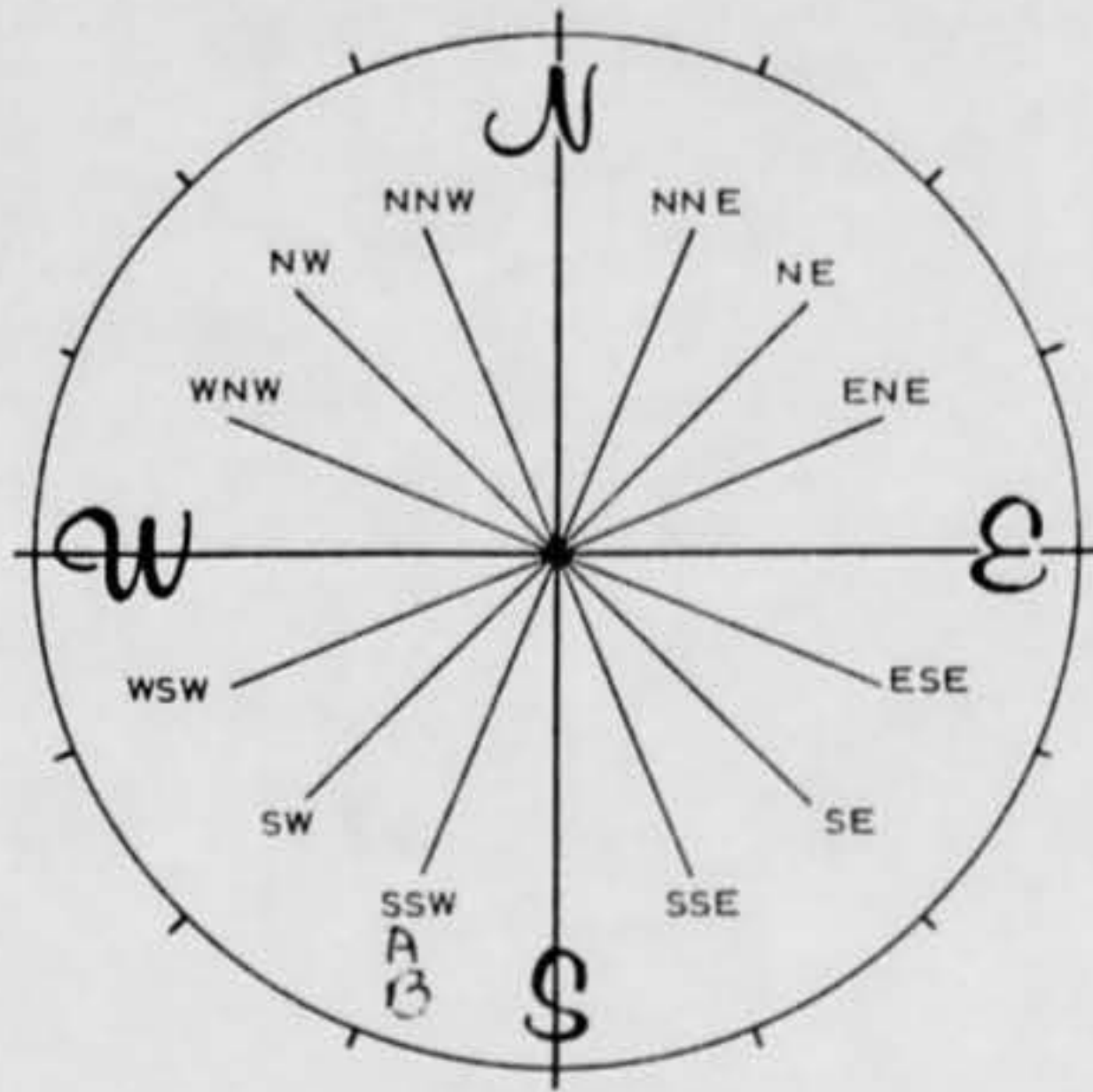
21. DID YOU NOTICE ANY ODOR, NOISE, OR HEAT EMANATING FROM THE PHENOMENON OR ANY EFFECT ON YOURSELF, ANIMALS OR MACHINERY IN THE VICINITY? YES NO. IF "YES," DESCRIBE.

A. DID THE PHENOMENON DISTURB THE GROUND OR LEAVE ANY PHYSICAL EVIDENCE. YES NO. IF "YES," DESCRIBE.

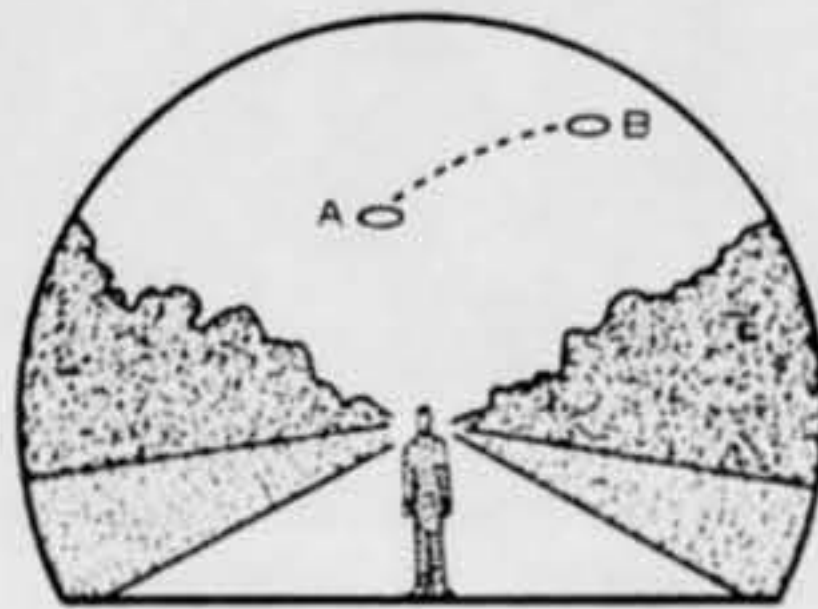

27. INFORMATION WHICH YOU FEEL IS PERTINENT BUT WHICH IS NOT ADEQUATELY COVERED IN THIS QUESTIONNAIRE, ALTERNATIVELY PROVIDE A NARRATIVE EXPLANATION OF THE SIGHTING.

It had disappeared for a week
after I first saw it. Then it
reappeared and has continued
to shine in the same manner

6A. NOW IMAGINE YOU ARE AT THE CENTER OF THE COMPASS ROSE. PLACE AN "A" ON THE COMPASS TO INDICATE THE DIRECTION TO THE PHENOMENON WHEN FIRST SEEN. PLACE A "B" ON THE COMPASS TO INDICATE THE DIRECTION TO THE PHENOMENON WHEN LAST SEEN.



7. IN THE SKETCH BELOW, PLACE AN "A" AT THE POSITION OF THE PHENOMENON WHEN FIRST SEEN, AND A "B" AT THE POSITION OF THE PHENOMENON WHEN LAST SEEN. CONNECT THE "A" AND "B" WITH A LINE TO APPROXIMATE THE MOVEMENT OF THE PHENOMENON BETWEEN "A" AND "B". THAT IS, SCHEMATICALLY SHOW WHETHER THE MOVEMENT APPEARED TO BE STRAIGHT, CURVED OR ZIG-ZAG. REFER TO SMALLER SKETCH AS AN EXAMPLE OF HOW TO COMPLETE THE LARGER SKETCH.



SIGHTING OF UNIDENTIFIED PHENOMENA QUESTIONNAIRE

BUDGET BUREAU APPROVAL
NUMBER 21-R258

THIS QUESTIONNAIRE HAS BEEN PREPARED SO THAT YOU CAN GIVE THE U.S. AIR FORCE AS MUCH INFORMATION AS POSSIBLE CONCERNING THE UNIDENTIFIED PHENOMENON THAT YOU HAVE OBSERVED. PLEASE TRY TO ANSWER ALL OF THE QUESTIONS. THE INFORMATION YOU GIVE WILL BE USED FOR RESEARCH PURPOSES. YOUR NAME WILL NOT BE USED IN CONNECTION WITH ANY OF YOUR STATEMENTS OR CONCLUSIONS WITHOUT YOUR PERMISSION. RETURN TO AIR FORCE BASE INVESTIGATOR FOR FORWARDING TO FTD (TDETR), WRIGHT-PATTERSON AFB, OHIO 45433, IAW AFR 80-17. (IF ADDITIONAL SHEETS ARE NEEDED FOR NARRATIVE OR SKETCHES ATTACH SECURELY TO THIS FORM OR ANNOTATE WITH YOUR NAME FOR IDENTIFICATION.)

1. WHEN DID YOU SEE THE PHENOMENON?

DAY 19th MONTH 10th YEAR 1967

2. WHAT TIME DID YOU FIRST SIGHT THE PHENOMENON?

HOUR 6 MINUTES 30 A.M. P.M.

3. WHAT TIME DID YOU LAST SIGHT THE PHENOMENON?

HOUR 7 MINUTES 00 A.M. P.M.

4. TIME ZONE

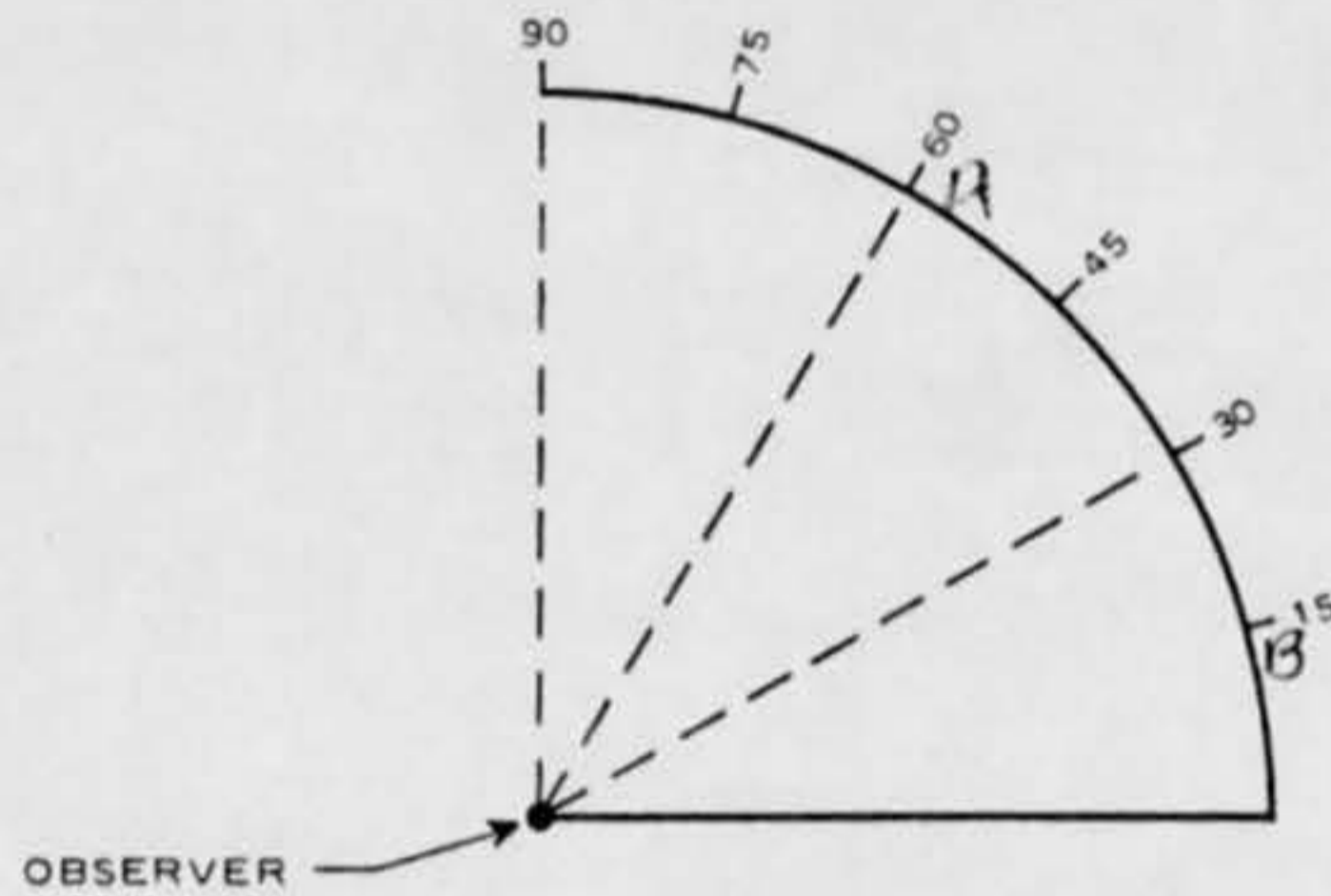
 DAYLIGHT SAVINGS STANDARD EASTERN CENTRAL MOUNTAIN PACIFIC OTHER

5. WHERE WERE YOU WHEN YOU SAW THE PHENOMENON? IF IN CITY, GIVE THE NEAREST STREET ADDRESS AND INDICATE ON A HAND DRAWN MAP WHERE YOU WERE STANDING WITH REFERENCE TO THE ADDRESS. IF IN THE COUNTRY, IDENTIFY THE HIGHWAY YOU WERE ON OR NEAR AND TRY TO FIX A DISTANCE AND DIRECTION FROM SOME RECOGNIZABLE LANDMARK.

Sandy Ford Road - No. 1144 - Hickory, N.C.



6. IMAGINE YOU ARE AT THE POINT SHOWN IN THE SKETCH. PLACE AN "A" ON THE CURVED LINE TO SHOW HOW HIGH THE PHENOMENON WAS ABOVE THE HORIZON, OR SKYLINE, WHEN FIRST SEEN. PLACE A "B" ON THE SAME CURVED LINE TO SHOW HOW HIGH ABOVE THE HORIZON THE PHENOMENON WAS WHEN LAST SEEN.



10. IF THERE WERE MORE THAN ONE PHENOMENON, HOW MANY WERE THERE? DRAW A PICTURE TO SHOW HOW THEY WERE ARRANGED. DID THIS ARRANGEMENT CHANGE DURING THE SIGHTING?

11. CONDITIONS (Check appropriate blocks.)

A. SKY		B. WEATHER	
<input type="checkbox"/>	DAY	<input type="checkbox"/>	CUMULUS CLOUDS (Low fluffy)
<input checked="" type="checkbox"/>	TWILIGHT	<input type="checkbox"/>	CIRRUS CLOUDS (High fleecy or Herringbone)
<input type="checkbox"/>	NIGHT	<input type="checkbox"/>	NIMBUS CLOUDS (Rain)
<input checked="" type="checkbox"/>	CLEAR	<input type="checkbox"/>	CUMULONIMBUS CLOUDS (Thunderstorms)
<input type="checkbox"/>	PARTLY CLOUDY	<input type="checkbox"/>	HAZE OR SMOG
<input type="checkbox"/>	COMPLETELY OVERCAST	<input type="checkbox"/>	FOG OR MIST
		<input type="checkbox"/>	HEAVY RAIN
		<input type="checkbox"/>	LIGHT RAIN OR DRIZZLE
		<input type="checkbox"/>	HAIL
		<input type="checkbox"/>	SNOW OR SLEET
		<input type="checkbox"/>	UNKNOWN
		<input type="checkbox"/>	NONE OF THE ABOVE

C. IF THE SIGHTING WAS AT TWILIGHT OR NIGHT, WHAT DID YOU NOTICE ABOUT THE STARS AND MOON?

(1) STARS		(2) MOON	
<input type="checkbox"/>	NONE	<input type="checkbox"/>	BRIGHT MOONLIGHT
<input type="checkbox"/>	A FEW	<input type="checkbox"/>	MOON WITH HALO
<input checked="" type="checkbox"/>	MANY	<input type="checkbox"/>	MOON HIDDEN BY CLOUDS
<input type="checkbox"/>	UNKNOWN	<input checked="" type="checkbox"/>	PARTIAL (New or quarter)
		<input type="checkbox"/>	NO MOONLIGHT
		<input type="checkbox"/>	UNKNOWN

D. IF SIGHTING WAS IN DAYLIGHT, WAS THE SUN VISIBLE? YES NO. IF "YES," WHERE WAS THE SUN AS YOU FACED THE PHENOMENON?

<input type="checkbox"/>	IN FRONT OF YOU	<input type="checkbox"/>	TO YOUR RIGHT	<input type="checkbox"/>	OVERHEAD (Near noon)
<input type="checkbox"/>	IN BACK OF YOU	<input type="checkbox"/>	TO YOUR LEFT	<input type="checkbox"/>	UNKNOWN

E. SPECIFY THE MAJOR SOURCE OF ILLUMINATION PRESENT DURING THE SIGHTING, SUCH AS THE SUN, HEADLIGHTS OR STREET LAMP, ETC. FOR TERRESTRIAL ILLUMINATION, SPECIFY DISTANCE TO LIGHT SOURCE.

Moonlight

12. GIVE A BRIEF DESCRIPTION OF THE PHENOMENON, INDICATING WHETHER IT APPEARED DARK OR LIGHT, WHETHER IT REFLECTED LIGHT OR WAS SELF-LUMINOUS AND WHAT COLORS YOU NOTICED. DESCRIBE YOUR IMPRESSION OF WHETHER IT WAS SOLID OR TRANSPARENT, WHETHER EDGES WERE SHARP OR FUZZY. DESCRIBE THE SHAPE OR INDICATE IF IT APPEARED AS A POINT OF LIGHT. INDICATE COMPARISONS WITH OTHER OBSERVED OBJECTS, LIKE STARS, A LIGHT OR OTHER OBJECT IN YOUR FIELD OF VIEW.

When I first saw it, it was a sharp, brilliant white light. It looked like a large star. As it slowly sank behind the trees, it turned a bright red and sank. Then it disappeared behind the trees.

8. WHERE WERE YOU WHEN YOU SAW THE PHENOMENON? (Check appropriate blocks.)

<input checked="" type="checkbox"/> OUTDOORS		IN BUSINESS SECTION OF CITY
IN BUILDING		IN RESIDENTIAL SECTION OF CITY
IN CAR <input type="checkbox"/> AS DRIVER <input type="checkbox"/> AS PASSENGER		IN OPEN COUNTRYSIDE
IN BOAT		NEAR AIRFIELD
IN AIRPLANE <input type="checkbox"/> AS PILOT <input type="checkbox"/> AS PASSENGER		FLYING OVER CITY
OTHER		FLYING OVER OPEN COUNTRY
		OTHER

A. IF YOU WERE IN A VEHICLE, COMPLETE THE FOLLOWING:

WHAT DIRECTION WERE YOU MOVING?		HOW FAST WERE YOU MOVING?
NORTH	EAST	DID YOU STOP ANYTIME WHILE OBSERVING THE PHENOMENON? <input type="checkbox"/> YES <input type="checkbox"/> NO
SOUTH	WEST	
NORTHEAST	SOUTHEAST	
NORTHWEST	SOUTHWEST	

EXPLAIN WHETHER SUCH MOVEMENT AFFECTS YOUR SKETCHES IN ITEMS 5 AND 6.

DESCRIBE TYPE OF VEHICLE YOU WERE IN AND TYPE OF ROAD, TERRAIN OR BODY OF WATER YOU TRAVERSED DURING THE SIGHTING. STATE WHETHER WINDOWS OR CONVERTIBLE TOP WERE UP OR DOWN.

HOW MUCH OTHER TRAFFIC WAS THERE?


DID YOU NOTICE ANY AIRPLANES? YES NO. IF "YES," DESCRIBE WHEN THEY WERE IN SIGHT RELATIVE TO THE TIME OF SIGHTING THE PHENOMENON AND WHERE THEY WERE IN THE SKY RELATIVE TO THE POSITION OF THE PHENOMENON.

9. HOW LONG WAS THE PHENOMENON IN SIGHT?


LENGTH OF TIME	CERTAIN OF TIME	NOT VERY SURE
15 to 30 minutes	<input checked="" type="checkbox"/> FAIRLY CERTAIN	JUST A GUESS

HOW WAS TIME DETERMINED?
By an inside clock (EST)

WAS THE PHENOMENON IN SIGHT CONTINUOUSLY? YES NO. IF "NO," INDICATE WHETHER THIS IS DUE TO YOUR MOVEMENT OR THE BEHAVIOR OF THE PHENOMENON, AND DESCRIBE SUCH MOVEMENT OR BEHAVIOR. INDICATE DISAPPEARANCES ON PREVIOUS SKETCHES.
The behavior of phenomenon



15. DRAW A PICTURE THAT WILL SHOW THE SHAPE OF THE PHENOMENON. INCLUDE AND LABEL ANY DETAILS THAT MIGHT HAVE APPEARED AS WINGS OR PROTRUSIONS, AND INDICATE EXHAUST OR VAPOR TRAILS. INDICATE BY AN ARROW THE DIRECTION THE PHENOMENON WAS MOVING.



16. WHAT WAS THE ANGULAR SIZE? HOLD A MATCH AT ARM'S LENGTH IN FRONT OF A KNOWN OBJECT, SUCH AS A STREET LAMP OR THE MOON. NOTE HOW MUCH OF THE OBJECT IS COVERED BY THE HEAD OF THE MATCH. NOW IF YOU HAD BEEN ABLE TO PERFORM THIS EXPERIMENT AT THE TIME OF THE SIGHTING, ESTIMATE WHAT FRACTION OF THE PHENOMENON WOULD HAVE BEEN COVERED BY THE MATCH HEAD.

about 1/2

13.	DID THE PHENOMENON	YES	NO	UNKNOWN
	MOVE IN A STRAIGHT LINE?			
	STAND STILL AT ANYTIME?		✓	
	SUDDENLY SPEED UP AND RUN AWAY?		✓	
	BREAK UP IN PARTS AND EXPLODE?		✓	
	CHANGE COLOR?	✓		
	GIVE OFF SMOKE?		✓	
	CHANGE BRIGHTNESS?	✓		
	CHANGE SHAPE?	✓		
	FLASH OR FLICKER?		✓	
	DISAPPEAR AND REAPPEAR?			
	SPIN LIKE A TOP?			
	MAKE A NOISE?			
	FLUTTER OR WOBBLE?			

14. WHAT DREW YOUR ATTENTION TO THE PHENOMENON?

I was just stargazing.

A. HOW DID IT FINALLY DISAPPEAR?

It sank and dropped behind the trees.

B. DID THE PHENOMENON MOVE BEHIND OR IN FRONT OF SOMETHING, LIKE A CLOUD, TREE, OR BUILDING AT ANY TIME?
 YES NO. IF "YES," DESCRIBE.

It dropped behind some trees.

22. HAVE YOU EVER SEEN THIS OR A SIMILAR PHENOMENON BEFORE? YES NO. IF "YES," GIVE DATE AND LOCATION.

23. WAS ANYONE WITH YOU AT THE TIME YOU SAW THE PHENOMENON? YES NO. IF "YES," DID THEY SEE IT TOO? YES NO.

A. LIST THEIR NAMES AND ADDRESSES

Most of my family and nearly all of my classmates.

24. GIVE THE FOLLOWING INFORMATION ABOUT YOURSELF

LAST NAME, FIRST NAME, MIDDLE NAME

Darinda

ADDRESS (Street, City, State and Zip Code)

107 N. 1st, 27601

TELEPHONE (Area code and number)

AGE

13

MALE

/

FEMALE

INDICATE ADDITIONAL INFORMATION INCLUDING OCCUPATION AND ANY EXPERIENCE WHICH MAY BE PERTINENT.

25. WHEN AND TO WHOM DID YOU REPORT THAT YOU HAD SIGHTED THIS PHENOMENON?

NAME

[Redacted]

DAY

9th

MONTH

11th

YEAR

1967

26. DATE YOU COMPLETED THIS QUESTIONNAIRE.

DAY

9th

MONTH

11th

YEAR

1967

17. DID YOU OBSERVE THE PHENOMENON THROUGH ANY OF THE FOLLOWING? INCLUDE INFORMATION ON MODEL, TYPE, FILTER, LENS PRESCRIPTION OR OTHER APPLICABLE DATA.

EYEGASSES	CAMERA VIEWER
SUNGLASSES	BINOCULARS
WINDSHIELD	TELESCOPE
SIDE WINDOW OF VEHICLE	THEODOLITE
WINDOWPANE	OTHER

A. DO YOU ORDINARILY WEAR GLASSES? YES NO

B. DO YOU USE READING GLASSES? YES NO

18. WHAT WAS YOUR IMPRESSION OF THE SPEED OF THE PHENOMENON? GIVE ESTIMATE OF SPEED 20 mph

19. WHAT WAS YOUR IMPRESSION OF THE DISTANCE OF THE PHENOMENON? GIVE ESTIMATE OF DISTANCE 1/4 mi.

20. IN ORDER THAT WE MAY OBTAIN AS CLEAR A PICTURE AS POSSIBLE OF WHAT YOU SAW, DESCRIBE IN YOUR OWN WORDS A COMMON OBJECT OR OBJECTS WHICH, WHEN PLACED IN THE SKY, SIMILAR TO WHERE YOU NOTED THE PHENOMENON, WOULD BEAR SOME RESEMBLANCE TO WHAT YOU SAW. DESCRIBE SIMILARITIES AND DIFFERENCES BETWEEN THE COMMON OBJECT AND WHAT YOU SAW.

A bright star would be almost right.
The size is about the same.
A star would never move like
it did. A star would not sink
either.

21. DID YOU NOTICE ANY ODOR, NOISE, OR HEAT EMANATING FROM THE PHENOMENON OR ANY EFFECT ON YOURSELF, ANIMALS OR MACHINERY IN THE VICINITY? YES NO. IF "YES," DESCRIBE.

A. DID THE PHENOMENON DISTURB THE GROUND OR LEAVE ANY PHYSICAL EVIDENCE. YES NO. IF "YES," DESCRIBE.

DEPARTMENT OF THE AIR FORCE
HEADQUARTERS FOREIGN TECHNOLOGY DIVISION (AFSC)
WRIGHT-PATTERSON AIR FORCE BASE, OHIO 45433



REPLY TO
ATTN OF: TDPT (UFO)

SUBJECT: UFO Observation, 28 November 1968

TO: Mr. J. [REDACTED]
[REDACTED]
Hickory, North Carolina 28601

5 DEC 1968

Reference your recent unidentified flying object sighting which you reported to the Air Force. The information which we have received is not sufficient for a scientific investigation. Request you complete the attached AF Form 117 and return it in the self-addressed envelope. Thank you for reporting your observation to the Air Force.

HECTOR QUINTANILLA, Jr, Lt Colonel, USAF
Chief, Aerial Phenomena Office
Aerospace Technologies Division
Production Directorate

1 Atch
AF Form 117 w/envelope

27. INFORMATION WHICH YOU FEEL IS PERTINENT BUT WHICH IS NOT ADEQUATELY COVERED IN THIS QUESTIONNAIRE, ALTERNATIVELY PROVIDE A NARRATIVE EXPLANATION OF THE SIGHTING.

It had disappeared for a week after I first saw it. Then it reappeared and has continued shine in the same manner.

James Kirkman:

On the 9th of this month (Dec.)
I received a questionnaire
from your former wingman - Patrick
AFB, Ohio. Although I do not
not seem right, I am
sorry for them. I would
information than sending
you.

Signed
~~Patrick~~

28 Nov. 68

DEPARTMENT OF THE AIR FORCE
WASHINGTON 20330



OFFICE OF THE SECRETARY

Nov. 29, 1968

Dear [REDACTED]

The U. S. Air Force Recruiting Office in Hickory has forwarded your report of a sighting of an unidentified flying object (UFO) to this office.

Without additional information, we cannot offer an explanation of what you saw. However, if you will complete the inclosed questionnaire and mail it in the attached envelope, our technical people at Wright-Patterson Air Force Base, Ohio, will be able to investigate further and make an evaluation.

Should you ever see another UFO, please report it as soon as possible to the nearest Air Force base. Each base in the United States has a UFO investigator. He is in a better position to make an on-the-spot investigation, which usually results in a more accurate analysis.

In the meantime, you might be able to identify your sighting by looking at the categories of objects often reported as UFO's in the Project Blue Book we are inclosing.

Sincerely,

151

JAMES H. AIKMAN
Major, USAF
Chief, Civil Branch
Community Relations Division
Office of Information

Attachments

Mr. [REDACTED]

Res. [REDACTED]

Hickory, North Carolina 28601

DEPARTMENT OF THE AIR FORCE
USAF RECRUITING DETACHMENT (S&P/CR)
1100 WESTOVER ROAD, P.O. BOX 9001
CHARLOTTE, NORTH CAROLINA 28205



REPLY TO
ATTN OF:

OI

26 November 1968

SUBJECT:

Unidentified Flying Object

TO:

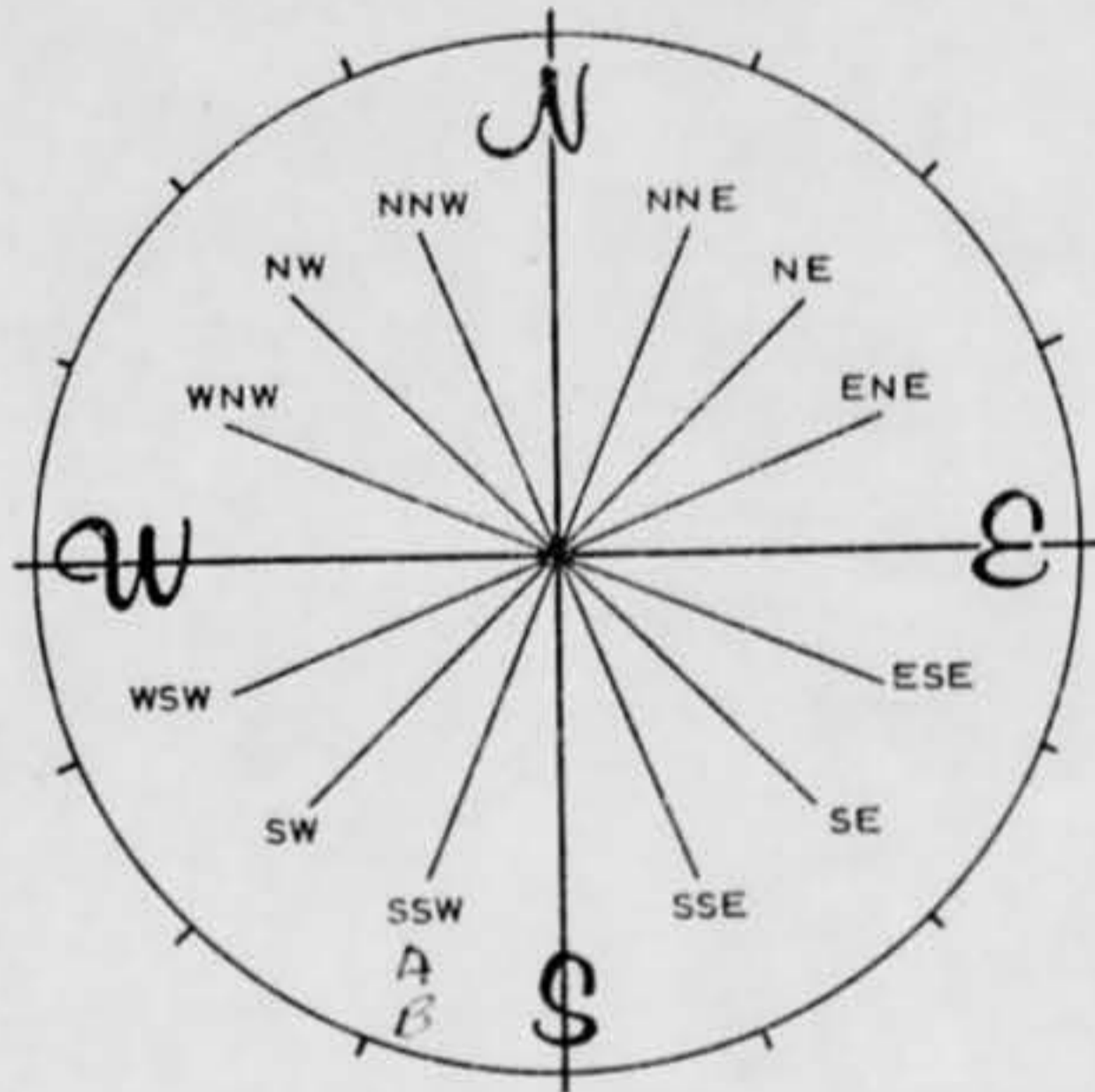
-SAFOII

1. The attached letter was received by the U. S. Air Force Recruiting Office in Hickory, North Carolina on 25 November 1968 and was forwarded to this headquarters. The letter appears to be genuine in that the youngster who wrote it is concerned about what he believes to be an unidentified flying object.
2. We have taken no further action in this matter other than to acknowledge receipt of the letter and to forward it to your office for want of any information as to where else to send reports of this nature. Should any further action be required of this office, please advise.

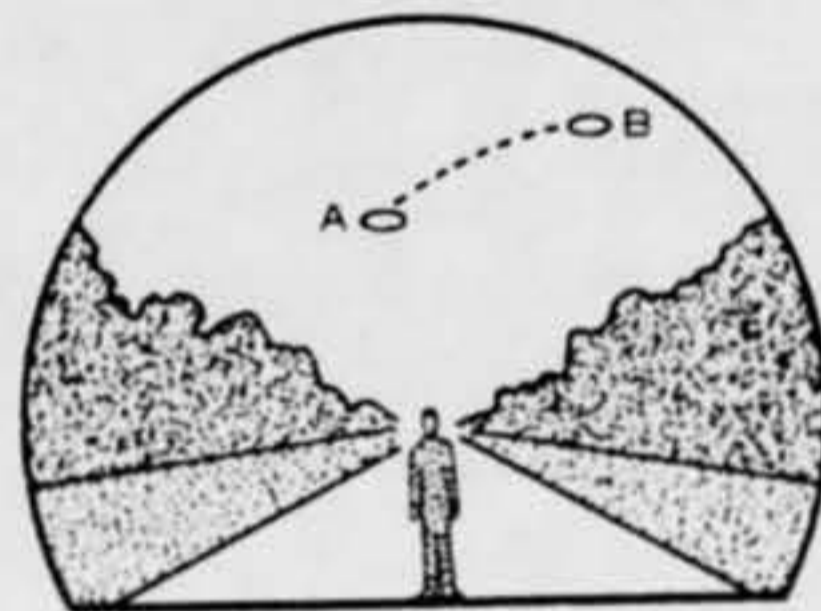

JOHN A. JORDAN, Master Sergeant
Advertising & Publicity NCO

1 Atch
Ltr from [REDACTED]

6A. NOW IMAGINE YOU ARE AT THE CENTER OF THE COMPASS ROSE. PLACE AN "A" ON THE COMPASS TO INDICATE THE DIRECTION TO THE PHENOMENON WHEN FIRST SEEN. PLACE A "B" ON THE COMPASS TO INDICATE THE DIRECTION TO THE PHENOMENON WHEN LAST SEEN.



7. IN THE SKETCH BELOW, PLACE AN "A" AT THE POSITION OF THE PHENOMENON WHEN FIRST SEEN, AND A "B" AT THE POSITION OF THE PHENOMENON WHEN LAST SEEN. CONNECT THE "A" AND "B" WITH A LINE TO APPROXIMATE THE MOVEMENT OF THE PHENOMENON BETWEEN "A" AND "B". THAT IS, SCHEMATICALLY SHOW WHETHER THE MOVEMENT APPEARED TO BE STRAIGHT, CURVED OR ZIG-ZAG. REFER TO SMALLER SKETCH AS AN EXAMPLE OF HOW TO COMPLETE THE LARGER SKETCH.



SIGHTING OF UNIDENTIFIED PHENOMENA QUESTIONNAIRE

BUDGET BUREAU APPROVAL
NUMBER 21-R258

THIS QUESTIONNAIRE HAS BEEN PREPARED SO THAT YOU CAN GIVE THE U.S. AIR FORCE AS MUCH INFORMATION AS POSSIBLE CONCERNING THE UNIDENTIFIED PHENOMENON THAT YOU HAVE OBSERVED. PLEASE TRY TO ANSWER ALL OF THE QUESTIONS. THE INFORMATION YOU GIVE WILL BE USED FOR RESEARCH PURPOSES. YOUR NAME WILL NOT BE USED IN CONNECTION WITH ANY OF YOUR STATEMENTS OR CONCLUSIONS WITHOUT YOUR PERMISSION. RETURN TO AIR FORCE BASE INVESTIGATOR FOR FORWARDING TO FTD (TDETR), WRIGHT-PATTERSON AFB, OHIO 45433, 1AW AFR 80-17. (IF ADDITIONAL SHEETS ARE NEEDED FOR NARRATIVE OR SKETCHES ATTACH SECURELY TO THIS FORM OR ANNOTATE WITH YOUR NAME FOR IDENTIFICATION.)

1. WHEN DID YOU SEE THE PHENOMENON?

DAY 19th MONTH 12 YEAR 1968

2. WHAT TIME DID YOU FIRST SIGHT THE PHENOMENON?

HOUR 6 MINUTES 33 A.M. P.M.


3. WHAT TIME DID YOU LAST SIGHT THE PHENOMENON?

HOUR 7 MINUTES 00 A.M. P.M.

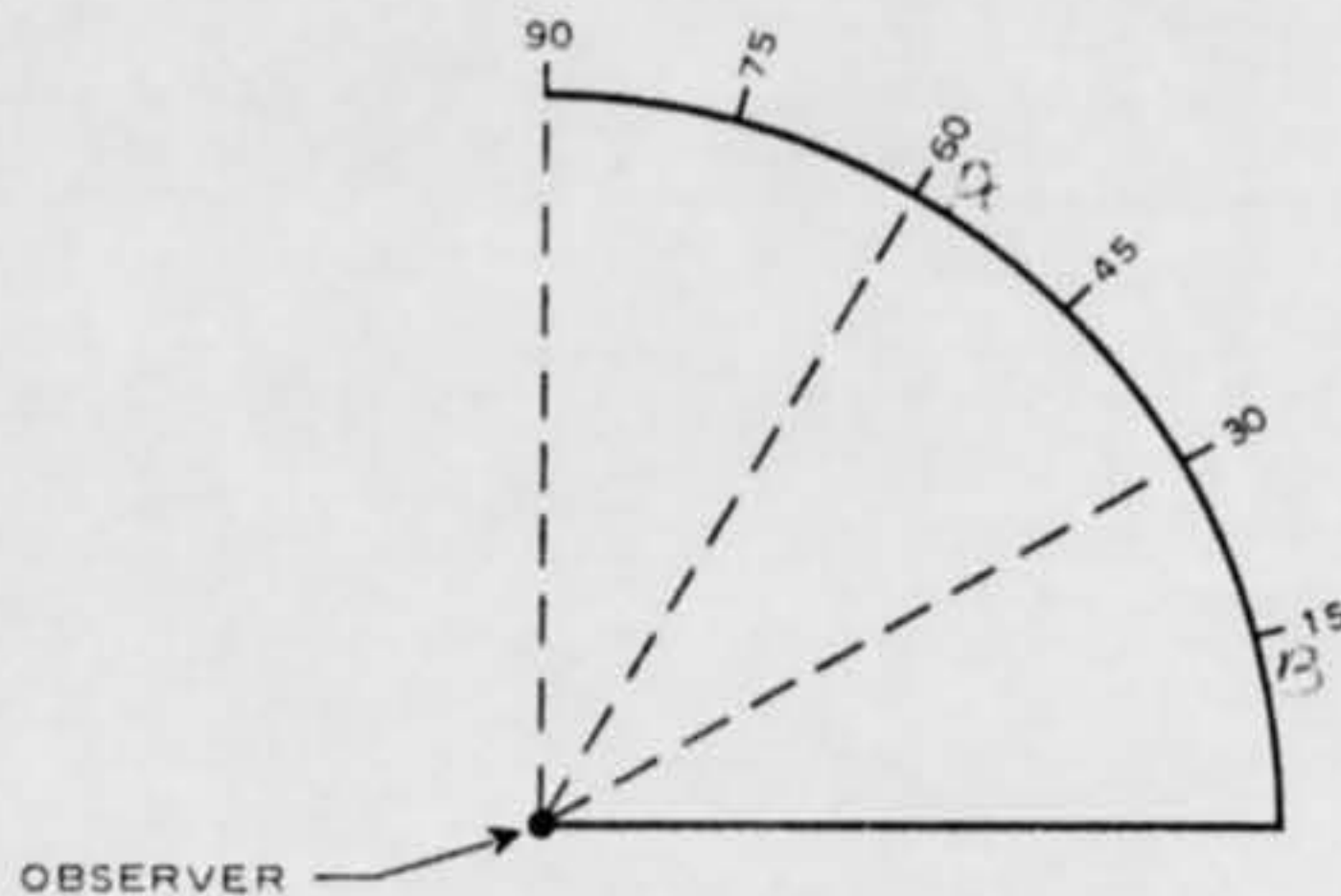
4. TIME ZONE

EASTERN CENTRAL MOUNTAIN PACIFIC OTHER
 DAYLIGHT SAVINGS STANDARD

5. WHERE WERE YOU WHEN YOU SAW THE PHENOMENON? IF IN CITY, GIVE THE NEAREST STREET ADDRESS AND INDICATE ON A HAND DRAWN MAP WHERE YOU WERE STANDING WITH REFERENCE TO THE ADDRESS. IF IN THE COUNTRY, IDENTIFY THE HIGHWAY YOU WERE ON OR NEAR AND TRY TO FIX A DISTANCE AND DIRECTION FROM SOME RECOGNIZABLE LANDMARK.



6. IMAGINE YOU ARE AT THE POINT SHOWN IN THE SKETCH. PLACE AN "A" ON THE CURVED LINE TO SHOW HOW HIGH THE PHENOMENON WAS ABOVE THE HORIZON, OR SKYLINE, WHEN FIRST SEEN. PLACE A "B" ON THE SAME CURVED LINE TO SHOW HOW HIGH ABOVE THE HORIZON THE PHENOMENON WAS WHEN LAST SEEN.



10. IF THERE WERE MORE THAN ONE PHENOMENON, HOW MANY WERE THERE? DRAW A PICTURE TO SHOW HOW THEY WERE ARRANGED. DID THIS ARRANGEMENT CHANGE DURING THE SIGHTING?

11. CONDITIONS (Check appropriate blocks.)

A. SKY		B. WEATHER			
<input type="checkbox"/>	DAY	<input type="checkbox"/>	CUMULUS CLOUDS (Low fluffy)	<input type="checkbox"/>	FOG OR MIST
<input checked="" type="checkbox"/>	TWILIGHT	<input type="checkbox"/>	CIRRUS CLOUDS (High fleecy or Herring-bone)	<input type="checkbox"/>	HEAVY RAIN
<input type="checkbox"/>	NIGHT	<input type="checkbox"/>	NIMBUS CLOUDS (Rain)	<input type="checkbox"/>	LIGHT RAIN OR DRIZZLE
<input checked="" type="checkbox"/>	CLEAR	<input type="checkbox"/>	CUMULONIMBUS CLOUDS (Thunderstorms)	<input type="checkbox"/>	HAIL
<input type="checkbox"/>	PARTLY CLOUDY	<input type="checkbox"/>	HAZE OR SMOG	<input type="checkbox"/>	SNOW OR SLEET
<input type="checkbox"/>	COMPLETELY OVERCAST	<input type="checkbox"/>		<input type="checkbox"/>	UNKNOWN
		<input checked="" type="checkbox"/>		<input type="checkbox"/>	NONE OF THE ABOVE

C. IF THE SIGHTING WAS AT TWILIGHT OR NIGHT, WHAT DID YOU NOTICE ABOUT THE STARS AND MOON?

(1) STARS		(2) MOON			
<input type="checkbox"/>	NONE	<input type="checkbox"/>	BRIGHT MOONLIGHT	<input type="checkbox"/>	NO MOONLIGHT
<input type="checkbox"/>	A FEW	<input type="checkbox"/>	MOON WITH HALO	<input type="checkbox"/>	UNKNOWN
<input checked="" type="checkbox"/>	MANY	<input type="checkbox"/>	MOON HIDDEN BY CLOUDS	<input type="checkbox"/>	
<input type="checkbox"/>	UNKNOWN	<input checked="" type="checkbox"/>	PARTIAL (New or quarter)	<input type="checkbox"/>	

D. IF SIGHTING WAS IN DAYLIGHT, WAS THE SUN VISIBLE? YES NO. IF "YES," WHERE WAS THE SUN AS YOU FACED THE PHENOMENON?

<input type="checkbox"/>	IN FRONT OF YOU	<input type="checkbox"/>	TO YOUR RIGHT	<input type="checkbox"/>	OVERHEAD (Near noon)
<input type="checkbox"/>	IN BACK OF YOU	<input type="checkbox"/>	TO YOUR LEFT	<input type="checkbox"/>	UNKNOWN

E. SPECIFY THE MAJOR SOURCE OF ILLUMINATION PRESENT DURING THE SIGHTING, SUCH AS THE SUN, HEADLIGHTS OR STREET LAMP, ETC. FOR TERRESTRIAL ILLUMINATION, SPECIFY DISTANCE TO LIGHT SOURCE.

moon light

12. GIVE A BRIEF DESCRIPTION OF THE PHENOMENON, INDICATING WHETHER IT APPEARED DARK OR LIGHT, WHETHER IT REFLECTED LIGHT OR WAS SELF-LUMINOUS AND WHAT COLORS YOU NOTICED. DESCRIBE YOUR IMPRESSION OF WHETHER IT WAS SOLID OR TRANSPARENT, WHETHER EDGES WERE SHARP OR FUZZY. DESCRIBE THE SHAPE OR INDICATE IF IT APPEARED AS A POINT OF LIGHT. INDICATE COMPARISONS WITH OTHER OBSERVED OBJECTS, LIKE STARS, A LIGHT OR OTHER OBJECT IN YOUR FIELD OF VIEW.

When I first saw it, it was a sharp, brilliant white light. It looked like a large star. As it slowly sank behind the trees, it turned a bright red and sank. Then it disappeared behind the trees.

8. WHERE WERE YOU WHEN YOU SAW THE PHENOMENON? (Check appropriate blocks.)

<input checked="" type="checkbox"/> OUTDOORS		IN BUSINESS SECTION OF CITY
IN BUILDING		IN RESIDENTIAL SECTION OF CITY
IN CAR <input type="checkbox"/> AS DRIVER <input type="checkbox"/> AS PASSENGER		IN OPEN COUNTRYSIDE
IN BOAT		NEAR AIRFIELD
IN AIRPLANE <input type="checkbox"/> AS PILOT <input type="checkbox"/> AS PASSENGER		FLYING OVER CITY
OTHER		FLYING OVER OPEN COUNTRY
		OTHER

A. IF YOU WERE IN A VEHICLE, COMPLETE THE FOLLOWING:

WHAT DIRECTION WERE YOU MOVING?		HOW FAST WERE YOU MOVING?
NORTH	EAST	DID YOU STOP ANYTIME WHILE OBSERVING THE PHENOMENON? <input type="checkbox"/> YES <input type="checkbox"/> NO
SOUTH	WEST	
NORTHEAST	SOUTHEAST	
NORTHWEST	SOUTHWEST	

EXPLAIN WHETHER SUCH MOVEMENT AFFECTS YOUR SKETCHES IN ITEMS 5 AND 6.

DESCRIBE TYPE OF VEHICLE YOU WERE IN AND TYPE OF ROAD, TERRAIN OR BODY OF WATER YOU TRAVERSED DURING THE SIGHTING. STATE WHETHER WINDOWS OR CONVERTIBLE TOP WERE UP OR DOWN.

HOW MUCH OTHER TRAFFIC WAS THERE?

DID YOU NOTICE ANY AIRPLANES? YES NO. IF "YES," DESCRIBE WHEN THEY WERE IN SIGHT RELATIVE TO THE TIME OF SIGHTING THE PHENOMENON AND WHERE THEY WERE IN THE SKY RELATIVE TO THE POSITION OF THE PHENOMENON.

9. HOW LONG WAS THE PHENOMENON IN SIGHT?


LENGTH OF TIME	<input checked="" type="checkbox"/> CERTAIN OF TIME	<input type="checkbox"/> NOT VERY SURE
15 to 30 minutes	<input type="checkbox"/> FAIRLY CERTAIN	<input type="checkbox"/> JUST A GUESS

HOW WAS TIME DETERMINED?
By a wrist side clock (15.57)

WAS THE PHENOMENON IN SIGHT CONTINUOUSLY? YES NO. IF "NO," INDICATE WHETHER THIS IS DUE TO YOUR MOVEMENT OR THE BEHAVIOR OF THE PHENOMENON, AND DESCRIBE SUCH MOVEMENT OR BEHAVIOR. INDICATE DISAPPEARANCES ON PREVIOUS SKETCHES.



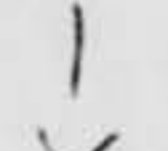
The behavior of phenomenon

15. DRAW A PICTURE THAT WILL SHOW THE SHAPE OF THE PHENOMENON. INCLUDE AND LABEL ANY DETAILS THAT MIGHT HAVE APPEARED AS WINGS OR PROTRUSIONS, AND INDICATE EXHAUST OR VAPOR TRAILS. INDICATE BY AN ARROW THE DIRECTION THE PHENOMENON WAS MOVING.

 bright
white



 turned
red



16. WHAT WAS THE ANGULAR SIZE? HOLD A MATCH AT ARM'S LENGTH IN FRONT OF A KNOWN OBJECT, SUCH AS A STREET LAMP OR THE MOON. NOTE HOW MUCH OF THE OBJECT IS COVERED BY THE HEAD OF THE MATCH. NOW IF YOU HAD BEEN ABLE TO PERFORM THIS EXPERIMENT AT THE TIME OF THE SIGHTING, ESTIMATE WHAT FRACTION OF THE PHENOMENON WOULD HAVE BEEN COVERED BY THE MATCH HEAD.

about 1/2

13.	DID THE PHENOMENON	YES	NO	UNKNOWN
	MOVE IN A STRAIGHT LINE?	✓		
	STAND STILL AT ANYTIME?		✓	
	SUDDENLY SPEED UP AND RUN AWAY?		✓	
	BREAK UP IN PARTS AND EXPLODE?		✓	
	CHANGE COLOR?	✓		
	GIVE OFF SMOKE?		✓	
	CHANGE BRIGHTNESS?	✓		
	CHANGE SHAPE?	✓		
	FLASH OR FLICKER?		✓	
	DISAPPEAR AND REAPPEAR?		✓	
	SPIN LIKE A TOP?		✓	
	MAKE A NOISE?		✓	
	FLUTTER OR WOBBLE?		✓	

14. WHAT DREW YOUR ATTENTION TO THE PHENOMENON?

I was just stargazing.

A. HOW DID IT FINALLY DISAPPEAR?

It sunk and dropped behind the trees.

B. DID THE PHENOMENON MOVE BEHIND OR IN FRONT OF SOMETHING, LIKE A CLOUD, TREE, OR BUILDING AT ANY TIME?
 YES NO. IF "YES," DESCRIBE.

It dropped behind some trees.

22. HAVE YOU EVER SEEN THIS OR A SIMILAR PHENOMENON BEFORE? YES NO. IF "YES," GIVE DATE AND LOCATION.

23. WAS ANYONE WITH YOU AT THE TIME YOU SAW THE PHENOMENON? YES NO. IF "YES," DID THEY SEE IT TOO? YES NO.

A. LIST THEIR NAMES AND ADDRESSES
Most of my family and nearly all of my classmates.
Rt. 1 Box 274

24. GIVE THE FOLLOWING INFORMATION ABOUT YOURSELF

LAST NAME FIRST NAME MIDDLE NAME

ADDRESS (Street, City, State and Zip Code)

TELEPHONE (Area code and number) AGE MALE FEMALE

INDICATE ADDITIONAL INFORMATION INCLUDING OCCUPATION AND ANY EXPERIENCE WHICH MAY BE PERTINENT.

25. WHEN AND TO WHOM DID YOU REPORT THAT YOU HAD SIGHTED THIS PHENOMENON?

NAME DAY 9th MONTH 11th YEAR 1962

26. DATE YOU COMPLETED THIS QUESTIONNAIRE. DAY 9th MONTH 12th YEAR 1962