

PROJECT 10073 RECORD

1. DATE - TIME GROUP 22 Jun 68 0439 EDT	2. LOCATION MARIETTA, OHIO
3. SOURCE CIVILIAN	10. CONCLUSION CONFLICTING DATA
4. NUMBER OF OBJECTS ONE	
5. LENGTH OF OBSERVATION TEN MINUTES	11. BRIEF SUMMARY AND ANALYSIS <p>The observer sighted an object that was red with yellow lights. The observer indicated that the light went from the SE to the North.</p> <p>COMMENTS: In his original letter the observer stated that he first sighted the "object" coming out of the constellation Hercules (NW at approximately az. of 300 degrees) and that it disappeared by way of the big dipper (due North). This conflicts with info given in 6A of the AF Form 117.</p>
6. TYPE OF OBSERVATION GROUND-VISUAL	
7. COURSE CONFLICTING	
8. PHOTOS <input type="checkbox"/> Yes <input checked="" type="checkbox"/> No	
9. PHYSICAL EVIDENCE <input type="checkbox"/> Yes <input checked="" type="checkbox"/> No	

22 June 68

DEPARTMENT OF THE AIR FORCE  
HEADQUARTERS FOREIGN TECHNOLOGY DIVISION (AFSC)  
WRIGHT-PATTERSON AIR FORCE BASE OHIO 45433




REPLY TO  
ATTN OF: TDPT (UFO)

22 JUN 1968

SUBJECT: UFO Observation, 22 June 1968

TO: [Redacted]  
Marietta, Ohio 45750

Your name has been given to the Aerial Phenomena Office (Project Blue Book) as being a witness to an unidentified flying object. If you were a witness to an UFO sighting on 22 June 1968 would you please complete the attached AF Form 117 and return it in the envelope provided. If you were not a witness to this sighting, would you please make a statement to this effect on the attached form. The information which you provide will be used in evaluating this observation. Thank you for your assistance in this matter.

  
HECTOR QUINTANILLA, Jr, Lt Colonel, USAF  
Chief, Aerial Phenomena Office  
Aerospace Technologies Division  
Production Directorate

1 Atch  
AF Form 117 w/envelope

Ref Ltr 27 Jul 68

DEPARTMENT OF THE AIR FORCE  
HEADQUARTERS FOREIGN TECHNOLOGY DIVISION (AFSC)  
WRIGHT-PATTERSON AIR FORCE BASE, OHIO 45433



REPLY TO  
ATTN OF: TDPT (UFO)

5 AUG 1968

SUBJECT: UFO Observation

TO: [Redacted]

Marietta, Ohio 45750

Reference your recent unidentified flying object sighting which you reported to the Air Force. The information which we have received is not sufficient for a scientific investigation. Request you complete the attached AF Form 117 and return it in the self-addressed envelope. Thank you for reporting your observation to the Air Force.

*J*  
HECTOR QUINTANILLA, Jr, Lt Colonel, USAF  
Chief, Aerial Phenomena Office  
Aerospace Technologies Division  
Production Directorate

1 Atch  
AF Form 117 w/envelope

Send witness a 117

MARIETTA, OHIO  
JULY 27, 1968

45750

WRIGHT PATTERSON AIR FORCE BASE

Dear Sir:

I am going to tell about a U.F.O. I saw.

It was late at night when I saw a red light, it soon came closer, it was a disk it was red with yellow lights on it. It came out of the constellation Hercules, it then went to Ursa Minor changed course and went to Ghefus, it soon flew out of sight by way of the Big Dipper. The time I sighted it was 4:30

Do you have any explanation for this?

Very truly yours

Hercules	NW	az	300
URSA minor	N	az	345
URSA major	N	az	360

SIGHTING OF UNIDENTIFIED PHENOMENA QUESTIONNAIRE

BUDGET BUREAU APPROVAL  
NUMBER 21-2252

THIS QUESTIONNAIRE HAS BEEN PREPARED SO THAT YOU CAN GIVE THE U.S. AIR FORCE AS MUCH INFORMATION AS POSSIBLE CONCERNING THE UNIDENTIFIED PHENOMENON THAT YOU HAVE OBSERVED. PLEASE TRY TO ANSWER ALL OF THE QUESTIONS. THE INFORMATION YOU GIVE WILL BE USED FOR RESEARCH PURPOSES. YOUR NAME WILL NOT BE USED IN CONNECTION WITH ANY OF YOUR STATEMENTS OR CONCLUSIONS WITHOUT YOUR PERMISSION. RETURN TO AIR FORCE BASE INVESTIGATOR FOR FORWARDING TO FTD (TDETR), WRIGHT-PATTERSON AFB, OHIO 45433, 1AW AFR 80-17. (IF ADDITIONAL SHEETS ARE NEEDED FOR NARRATIVE OR SKETCHES ATTACH SECURELY TO THIS FORM OR ANNOTATE WITH YOUR NAME FOR IDENTIFICATION.)

1. WHEN DID YOU SEE THE PHENOMENON?

DAY 22 MONTH June YEAR 1968

2. WHAT TIME DID YOU FIRST SIGHT THE PHENOMENON?

HOUR 4 MINUTES 30  A.M.  P.M.

3. WHAT TIME DID YOU LAST SIGHT THE PHENOMENON?


HOUR 4 MINUTES 46  A.M.  P.M.

4. TIME / ZONE

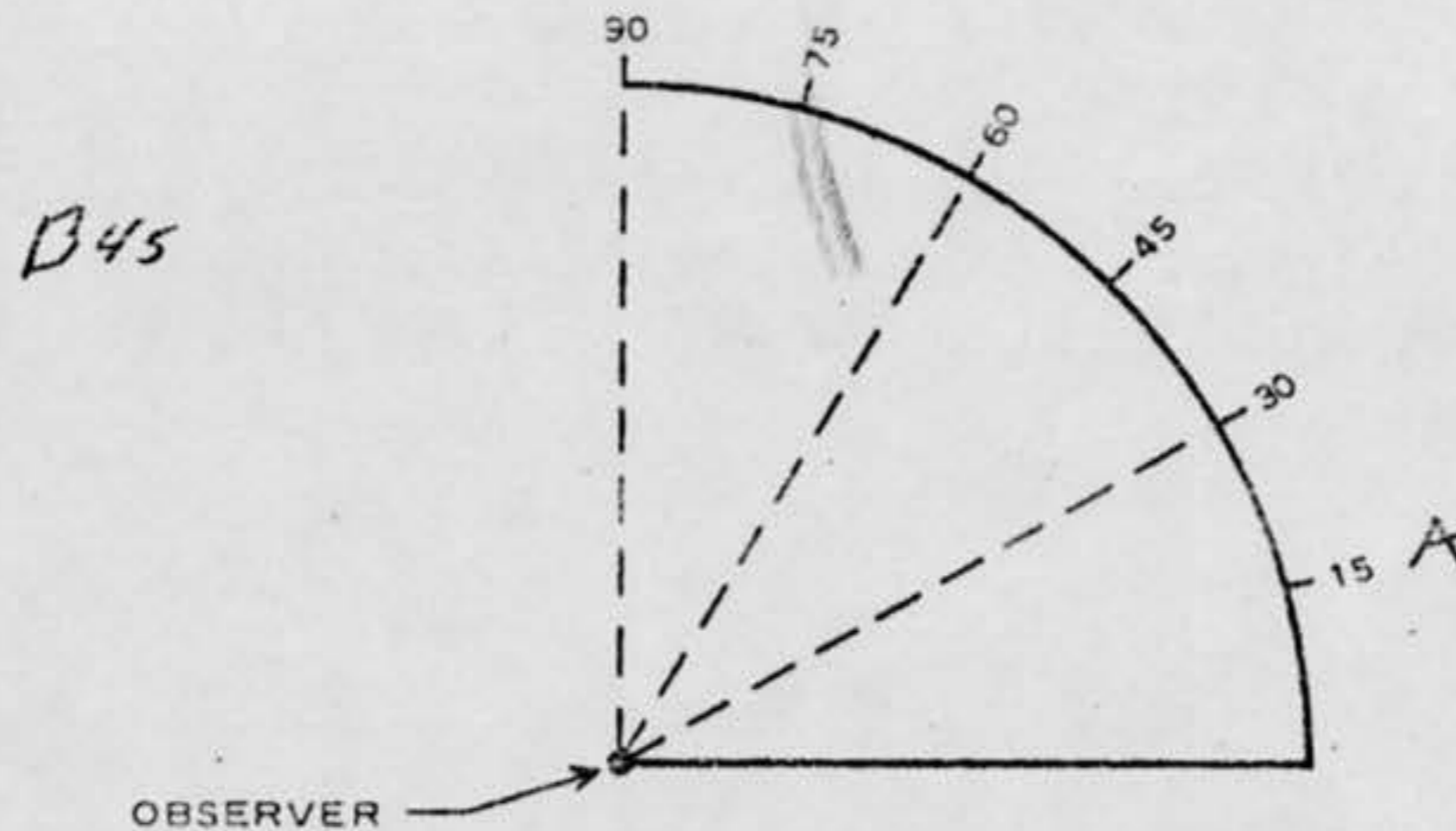
DAYLIGHT SAVINGS  STANDARD  
 EASTERN  CENTRAL  MOUNTAIN  PACIFIC  OTHER

5. WHERE WERE YOU WHEN YOU SAW THE PHENOMENON? IF IN CITY, GIVE THE NEAREST STREET ADDRESS AND INDICATE ON A HAND DRAWN MAP WHERE YOU WERE STANDING WITH REFERENCE TO THE ADDRESS. IF IN THE COUNTRY, IDENTIFY THE HIGHWAY YOU WERE ON OR NEAR AND TRY TO FIX A DISTANCE AND DIRECTION FROM SOME RECOGNIZABLE LANDMARK.

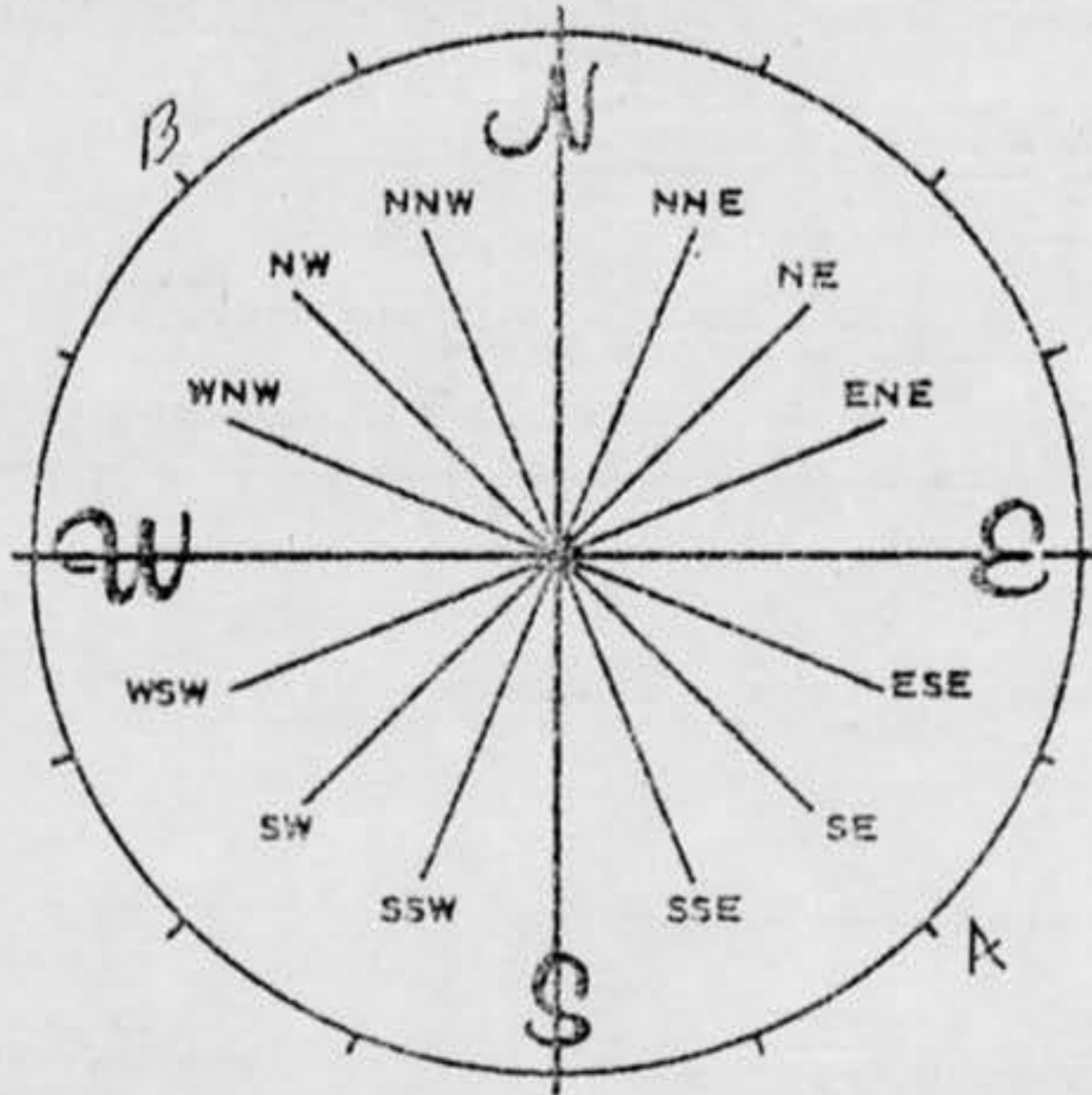
The nearest street address is 415 Sixth



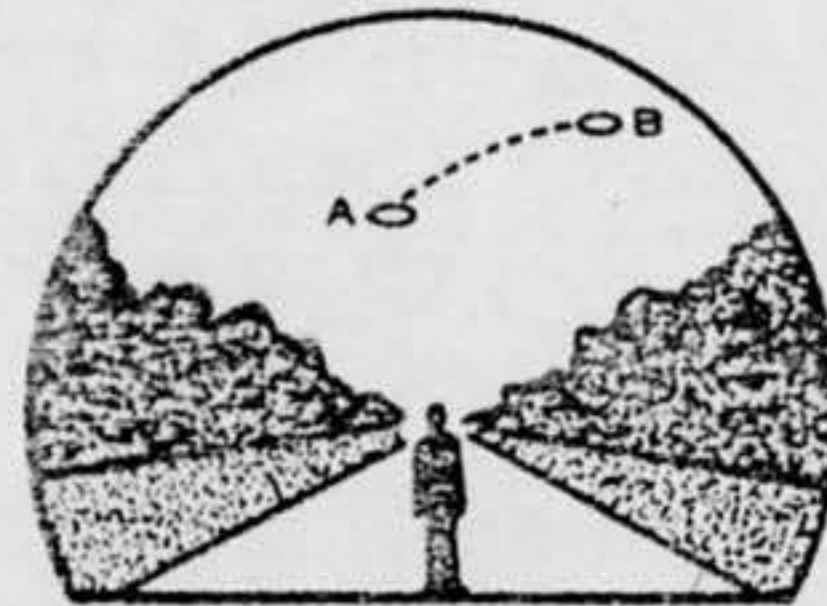
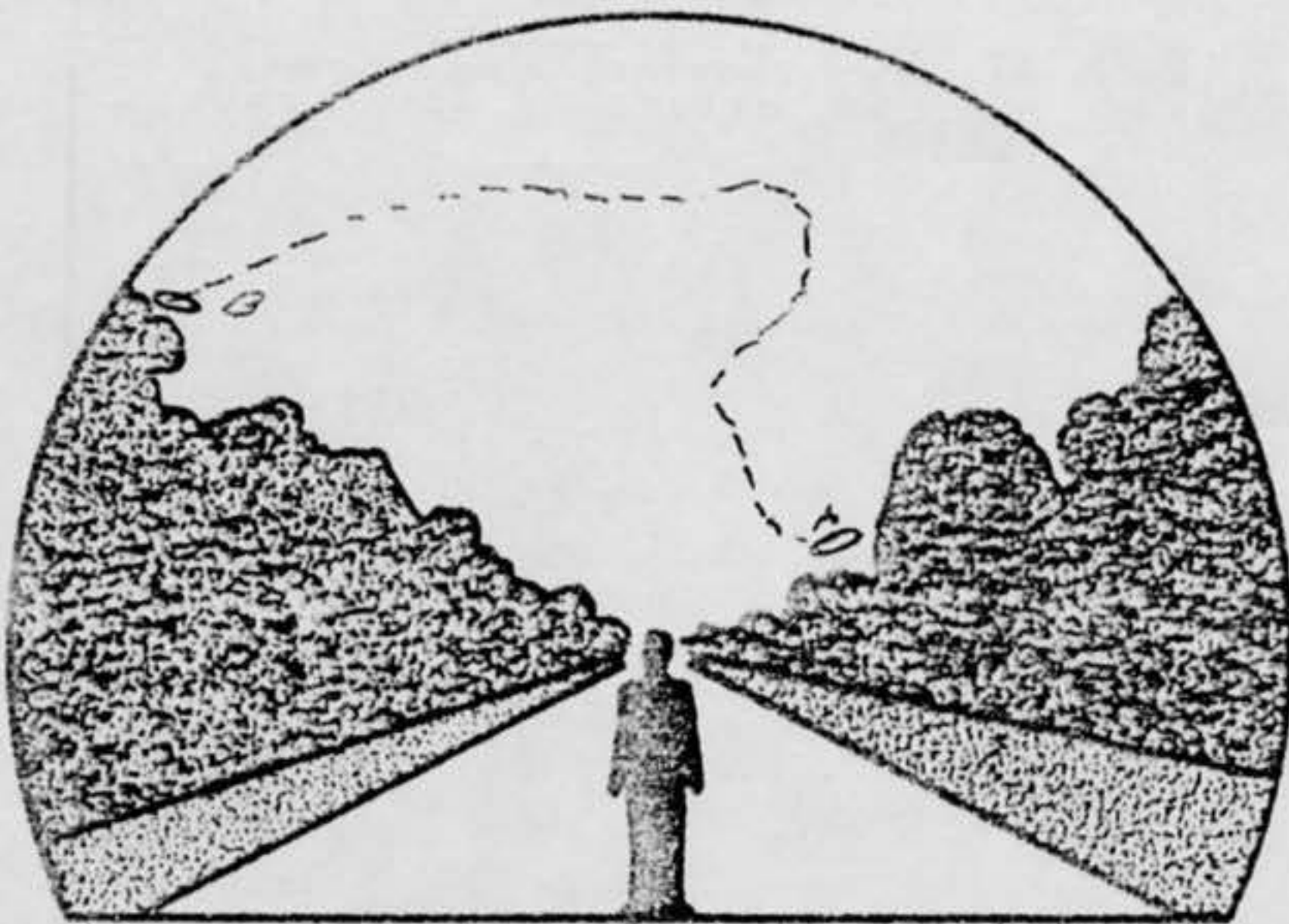
6. IMAGINE YOU ARE AT THE POINT SHOWN IN THE SKETCH, PLACE AN "A" ON THE CURVED LINE TO SHOW HOW HIGH THE PHENOMENON WAS ABOVE THE HORIZON, OR SKYLINE, WHEN FIRST SEEN. PLACE A "B" ON THE SAME CURVED LINE TO SHOW HOW HIGH ABOVE THE HORIZON THE PHENOMENON WAS WHEN LAST SEEN.



5A. NOW IMAGINE YOU ARE AT THE CENTER OF THE COMPASS ROSE. PLACE AN "A" ON THE COMPASS TO INDICATE THE DIRECTION TO THE PHENOMENON WHEN FIRST SEEN. PLACE A "B" ON THE COMPASS TO INDICATE THE DIRECTION TO THE PHENOMENON WHEN LAST SEEN.



7. IN THE SKETCH BELOW, PLACE AN "A" AT THE POSITION OF THE PHENOMENON WHEN FIRST SEEN, AND A "B" AT THE POSITION OF THE PHENOMENON WHEN LAST SEEN. CONNECT THE "A" AND "B" WITH A LINE TO APPROXIMATE THE MOVEMENT OF THE PHENOMENON BETWEEN "A" AND "B". THAT IS, SCHEMATICALLY SHOW WHETHER THE MOVEMENT APPEARED TO BE STRAIGHT, CURVED OR ZIG-ZAG. REFER TO SMALLER SKETCH AS AN EXAMPLE OF HOW TO COMPLETE THE LARGER SKETCH.



8. WHERE WERE YOU WHEN YOU SAW THE PHENOMENON? (Check appropriate blocks.)

<input checked="" type="checkbox"/> OUTDOORS	<input type="checkbox"/> IN BUSINESS SECTION OF CITY
<input type="checkbox"/> IN BUILDING	<input checked="" type="checkbox"/> IN RESIDENTIAL SECTION OF CITY
<input type="checkbox"/> IN CAR <input type="checkbox"/> AS DRIVER <input type="checkbox"/> AS PASSENGER	<input type="checkbox"/> IN OPEN COUNTRYSIDE
<input type="checkbox"/> IN BOAT	<input type="checkbox"/> NEAR AIRFIELD
<input type="checkbox"/> IN AIRPLANE <input type="checkbox"/> AS PILOT <input type="checkbox"/> AS PASSENGER	<input type="checkbox"/> FLYING OVER CITY
<input type="checkbox"/> OTHER	<input type="checkbox"/> FLYING OVER OPEN COUNTRY
	<input type="checkbox"/> OTHER

A. IF YOU WERE IN A VEHICLE, COMPLETE THE FOLLOWING:

WHAT DIRECTION WERE YOU MOVING?		HOW FAST WERE YOU MOVING?
<input type="checkbox"/> NORTH	<input type="checkbox"/> EAST	DID YOU STOP ANYTIME WHILE OBSERVING THE PHENOMENON? <input type="checkbox"/> YES <input type="checkbox"/> NO
<input type="checkbox"/> SOUTH	<input type="checkbox"/> WEST	
<input type="checkbox"/> NORTHEAST	<input type="checkbox"/> SOUTHEAST	
<input type="checkbox"/> NORTHWEST	<input type="checkbox"/> SOUTHWEST	

EXPLAIN WHETHER SUCH MOVEMENT AFFECTS YOUR SKETCHES IN ITEMS 5 AND 6.

DESCRIBE TYPE OF VEHICLE YOU WERE IN AND TYPE OF ROAD, TERRAIN OR BODY OF WATER YOU TRAVERSED DURING THE SIGHTING. STATE WHETHER WINDOWS OR CONVERTIBLE TOP WERE UP OR DOWN.

HOW MUCH OTHER TRAFFIC WAS THERE?

DID YOU NOTICE ANY AIRPLANES?  YES  NO. IF "YES," DESCRIBE WHEN THEY WERE IN SIGHT RELATIVE TO THE TIME OF SIGHTING THE PHENOMENON AND WHERE THEY WERE IN THE SKY RELATIVE TO THE POSITION OF THE PHENOMENON.

9. HOW LONG WAS THE PHENOMENON IN SIGHT?

LENGTH OF TIME	<input checked="" type="checkbox"/> CERTAIN OF TIME	<input type="checkbox"/> NOT VERY SURE
<i>10. Minutes 30 seconds</i>	<input type="checkbox"/> FAIRLY CERTAIN	<input type="checkbox"/> JUST A GUESS

HOW WAS TIME DETERMINED?  
*I had a watch*

WAS THE PHENOMENON IN SIGHT CONTINUOUSLY?  YES  NO. IF "NO," INDICATE WHETHER THIS IS DUE TO YOUR MOVEMENT OR THE BEHAVIOR OF THE PHENOMENON, AND DESCRIBE SUCH MOVEMENT OR BEHAVIOR. INDICATE DISAPPEARANCES ON PREVIOUS SKETCHES.

10. IF THERE WERE MORE THAN ONE PHENOMENON, HOW MANY WERE THERE? DRAW A PICTURE TO SHOW HOW THEY WERE ARRANGED. DID THIS ARRANGEMENT CHANGE DURING THE SIGHTING?

11. CONDITIONS (Check appropriate blocks.)

A. SKY		B. WEATHER	
<input type="checkbox"/> DAY		<input type="checkbox"/> CUMULUS CLOUDS (Low fluffy)	<input type="checkbox"/> FOG OR MIST
<input type="checkbox"/> TWILIGHT		<input checked="" type="checkbox"/> CIRRUS CLOUDS (High fleecy or Herringbone)	<input type="checkbox"/> HEAVY RAIN
<input checked="" type="checkbox"/> NIGHT			<input type="checkbox"/> LIGHT RAIN OR DRIZZLE
<input type="checkbox"/> CLEAR		<input type="checkbox"/> NIMBUS CLOUDS (Rain)	<input type="checkbox"/> HAIL
<input checked="" type="checkbox"/> PARTLY CLOUDY		<input type="checkbox"/> CUMULONIMBUS CLOUDS (Thunderstorms)	<input type="checkbox"/> SNOW OR SLEET
<input type="checkbox"/> COMPLETELY OVERCAST			<input type="checkbox"/> UNKNOWN
		<input type="checkbox"/> HAZE OR SMOG	<input checked="" type="checkbox"/> NONE OF THE ABOVE

C. IF THE SIGHTING WAS AT TWILIGHT OR NIGHT, WHAT DID YOU NOTICE ABOUT THE STARS AND MOON?

(1) STARS		(2) MOON	
<input type="checkbox"/> NONE		<input type="checkbox"/> BRIGHT MOONLIGHT	<input checked="" type="checkbox"/> NO MOONLIGHT
<input type="checkbox"/> A FEW		<input type="checkbox"/> MOON WITH HALO	<input type="checkbox"/> UNKNOWN
<input checked="" type="checkbox"/> MANY		<input type="checkbox"/> MOON HIDDEN BY CLOUDS	
<input type="checkbox"/> UNKNOWN		<input type="checkbox"/> PARTIAL (New or quarter)	

D. IF SIGHTING WAS IN DAYLIGHT, WAS THE SUN VISIBLE?  YES  NO. IF "YES," WHERE WAS THE SUN AS YOU FACED THE PHENOMENON?

<input type="checkbox"/> IN FRONT OF YOU	<input type="checkbox"/> TO YOUR RIGHT	<input type="checkbox"/> OVERHEAD (Near noon)
<input type="checkbox"/> IN BACK OF YOU	<input type="checkbox"/> TO YOUR LEFT	<input type="checkbox"/> UNKNOWN

E. SPECIFY THE MAJOR SOURCE OF ILLUMINATION PRESENT DURING THE SIGHTING, SUCH AS THE SUN, HEADLIGHTS OR STREET LAMP, ETC. FOR TERRESTRIAL ILLUMINATION, SPECIFY DISTANCE TO LIGHT SOURCE.

A Flashlight

12. GIVE A BRIEF DESCRIPTION OF THE PHENOMENON, INDICATING WHETHER IT APPEARED DARK OR LIGHT, WHETHER IT REFLECTED LIGHT OR WAS SELF-LUMINOUS AND WHAT COLORS YOU NOTICED. DESCRIBE YOUR IMPRESSION OF WHETHER IT WAS SOLID OR TRANSPARENT, WHETHER EDGES WERE SHARP OR FUZZY. DESCRIBE THE SHAPE OR INDICATE IF IT APPEARED AS A POINT OF LIGHT. INDICATE COMPARISONS WITH OTHER OBSERVED OBJECTS, LIKE STARS, A LIGHT OR OTHER OBJECT IN YOUR FIELD OF VIEW. *The object was red with yellow lights.*



13.	DID THE PHENOMENON	YES	NO	UNKNOWN
	MOVE IN A STRAIGHT LINE?		✓	
	STAND STILL AT ANYTIME?		✓	
	SUDDENLY SPEED UP AND RUN AWAY?		✓	
	BREAK UP IN PARTS AND EXPLODE?		✓	
	CHANGE COLOR?		✓	
	GIVE OFF SMOKE?	✓	✓	
	CHANGE BRIGHTNESS?	✓		
	CHANGE SHAPE?		✓	
	FLASH OR FLICKER?	✓		
	DISAPPEAR AND REAPPEAR?		✓	
	SPIN LIKE A TOP?		✓	
	MAKE A NOISE?		✓	
	FLUTTER OR WOBBLE?		✓	
14.	WHAT DREW YOUR ATTENTION TO THE PHENOMENON? <i>I was watching the stars and noticed a red light</i>			
A.	HOW DID IT FINALLY DISAPPEAR? <i>It flew down below the horizon</i>			
B.	DID THE PHENOMENON MOVE BEHIND OR IN FRONT OF SOMETHING, LIKE A CLOUD, TREE, OR BUILDING AT ANY TIME? <input type="checkbox"/> YES <input checked="" type="checkbox"/> NO. IF "YES," DESCRIBE.			

15. DRAW A PICTURE THAT WILL SHOW THE SHAPE OF THE PHENOMENON. INCLUDE AND LABEL ANY DETAILS THAT MIGHT HAVE APPEARED AS WINGS OR PROTRUSIONS, AND INDICATE EXHAUST OR VAPOR TRAILS. INDICATE BY AN ARROW THE DIRECTION THE PHENOMENON WAS MOVING.



16. WHAT WAS THE ANGULAR SIZE? HOLD A MATCH AT ARM'S LENGTH IN FRONT OF A KNOWN OBJECT, SUCH AS A STREET LAMP OR THE MOON. NOTE HOW MUCH OF THE OBJECT IS COVERED BY THE HEAD OF THE MATCH. NOW IF YOU HAD BEEN ABLE TO PERFORM THIS EXPERIMENT AT THE TIME OF THE SIGHTING, ESTIMATE WHAT FRACTION OF THE PHENOMENON WOULD HAVE BEEN COVERED BY THE MATCH HEAD.

*About three fourths*

17. DID YOU OBSERVE THE PHENOMENON THROUGH ANY OF THE FOLLOWING? INCLUDE INFORMATION ON MODEL, TYPE, FILTER, LENS PRESCRIPTION OR OTHER APPLICABLE DATA.

EYEGASSES		CAMERA VIEWER
SUNGLASSES		<input checked="" type="checkbox"/> BINOCULARS
WINDSHIELD		TELESCOPE
SIDE WINDOW OF VEHICLE		THEODOLITE
WINDOWPANE		OTHER

A. DO YOU ORDINARILY WEAR GLASSES?  YES  NO

B. DO YOU USE READING GLASSES?  YES  NO

18. WHAT WAS YOUR IMPRESSION OF THE SPEED OF THE PHENOMENON? GIVE ESTIMATE OF SPEED ?

19. WHAT WAS YOUR IMPRESSION OF THE DISTANCE OF THE PHENOMENON? GIVE ESTIMATE OF DISTANCE ?

20. IN ORDER THAT WE MAY OBTAIN AS CLEAR A PICTURE AS POSSIBLE OF WHAT YOU SAW, DESCRIBE IN YOUR OWN WORDS A COMMON OBJECT OR OBJECTS WHICH, WHEN PLACED IN THE SKY, SIMILAR TO WHERE YOU NOTED THE PHENOMENON, WOULD BEAR SOME RESEMBLANCE TO WHAT YOU SAW. DESCRIBE SIMILARITIES AND DIFFERENCES BETWEEN THE COMMON OBJECT AND WHAT YOU SAW. *There is no object I could describe it with.*

21. DID YOU NOTICE ANY ODOR, NOISE, OR HEAT EMANATING FROM THE PHENOMENON OR ANY EFFECT ON YOURSELF, ANIMALS OR MACHINERY IN THE VICINITY?  YES  NO. IF "YES," DESCRIBE.

A. DID THE PHENOMENON DISTURB THE GROUND OR LEAVE ANY PHYSICAL EVIDENCE.  YES  NO. IF "YES," DESCRIBE.

22 June 68

AFR 80-17(C1)

22. HAVE YOU EVER SEEN THIS OR A SIMILAR PHENOMENON BEFORE?  YES  NO. IF "YES," GIVE DATE AND LOCATION.

23. WAS ANYONE WITH YOU AT THE TIME YOU SAW THE PHENOMENON?  YES  NO. IF "YES," DID THEY SEE IT TOO?  
 YES  NO.

A. LIST THEIR NAMES AND ADDRESSES

[REDACTED]  
Marietta, Ohio 45750

24. GIVE THE FOLLOWING INFORMATION ABOUT YOURSELF

LAST NAME, FIRST NAME, MIDDLE NAME

ADDRESS (Street, City, State and Zip Code)

[REDACTED] Marietta, Ohio 45760

TELEPHONE (Area code and number)

AGE

12

MALE

FEMALE

INDICATE ADDITIONAL INFORMATION INCLUDING OCCUPATION AND ANY EXPERIENCE WHICH MAY BE PERTINENT. *I*

Know quite a bit of astronomy and U. F. O's

25. WHEN AND TO WHOM DID YOU REPORT THAT YOU HAD SIGHTED THIS PHENOMENON?

NAME no one DAY \_\_\_\_\_ MONTH \_\_\_\_\_ YEAR \_\_\_\_\_

26. DATE YOU COMPLETED THIS QUESTIONNAIRE.

DAY 6 MONTH August YEAR 1968