

PROJECT 10073 RECORD

1. DATE - TIME GROUP 4 Nov 68 04/2040Z	2. LOCATION Davenport, Iowa (1 Witness)
3. SOURCE Civilian	10. CONCLUSION Case: Other (UNRELIABLE REPORT) Photo: INSUFFICIENT DATA FOR EVALUATION <i>JH</i>
4. NUMBER OF OBJECTS One	
5. LENGTH OF OBSERVATION Conflicting	11. BRIEF SUMMARY AND ANALYSIS  The observer sighted and photographed a grey, transparent, saucer shaped craft.  <u>COMMENTS:</u> The observer was requested to submit the original coloroid photo, but failed to do so. In the completed 117 the observer indicated the duration of the sighting as 5 minutes, in another letter he indicated it was less than 10 seconds and on still another, 15 minutes. He also stated that he had 14 other witnesses to the sighting, yet did not supply any names or addresses, even after requested to do so. The observer also has a sighting for 4 Nov 67.  ALSO SEE 24 JUN 68
6. TYPE OF OBSERVATION Ground-Visual	
7. COURSE W - S	
8. PHOTOS <input checked="" type="checkbox"/> Yes <input type="checkbox"/> No	
9. PHYSICAL EVIDENCE <input type="checkbox"/> Yes <input checked="" type="checkbox"/> No	

*April 17 1968*  
*photo*

17 APR 1968

TDPT (UFO) Maj Quintanilla/70916/mhs/17 Apr 68

UFO Photographs



Davenport, Iowa 52803

1. This replies to your telegram with regards to a photograph of an unidentified flying object. If a witness wishes to report his observation to the Air Force he may do so by contacting either the nearest Air Force base or by contacting our office.
2. In order to perform a scientific investigation, the original negatives are needed. If you wish to report your observation to our, please complete the attached AF Form 117 and photographic data sheet and return them along with your original negatives in the inclosed envelope. Upon completion of analysis we will return your negatives along with our findings.

*(\*)*  
DIRECTOR QUINTANILLA, Jr, Major, USAF  
Chief, Aerial Phenomena Office  
Aerospace Technologies Division  
Production Directorate

- 2 Atchs  
1. AF Form 117 w/envelope  
2. Photo Data Sheet

TDPT (UFO) OFFICIAL FILE CY



SIGHTING OF UNIDENTIFIED PHENOMENA QUESTIONNAIRE

BUDGET BUREAU APPROVAL  
NUMBER 21-R353

THIS QUESTIONNAIRE HAS BEEN PREPARED SO THAT YOU CAN GIVE THE U.S. AIR FORCE AS MUCH INFORMATION AS POSSIBLE CONCERNING THE UNIDENTIFIED PHENOMENON THAT YOU HAVE OBSERVED. PLEASE TRY TO ANSWER ALL OF THE QUESTIONS. THE INFORMATION YOU GIVE WILL BE USED FOR RESEARCH PURPOSES. YOUR NAME WILL NOT BE USED IN CONNECTION WITH ANY OF YOUR STATEMENTS OR CONCLUSIONS WITHOUT YOUR PERMISSION. RETURN TO AIR FORCE BASE INVESTIGATOR FOR FORWARDING TO FTD (TDETR), WRIGHT-PATTERSON AFB, OHIO 45433, IAW AFR 80-17. (IF ADDITIONAL SHEETS ARE NEEDED FOR NARRATIVE OR SKETCHES ATTACH SECURELY TO THIS FORM OR ANNOTATE WITH YOUR NAME FOR IDENTIFICATION.)

1. WHEN DID YOU SEE THE PHENOMENON?

DAY 31 / 158 MONTH March YEAR 1968

2. WHAT TIME DID YOU FIRST SIGHT THE PHENOMENON?

HOUR 20 MINUTES 30  A.M.  P.M.


3. WHAT TIME DID YOU LAST SIGHT THE PHENOMENON?

HOUR 20 MINUTES 3  A.M.  P.M.

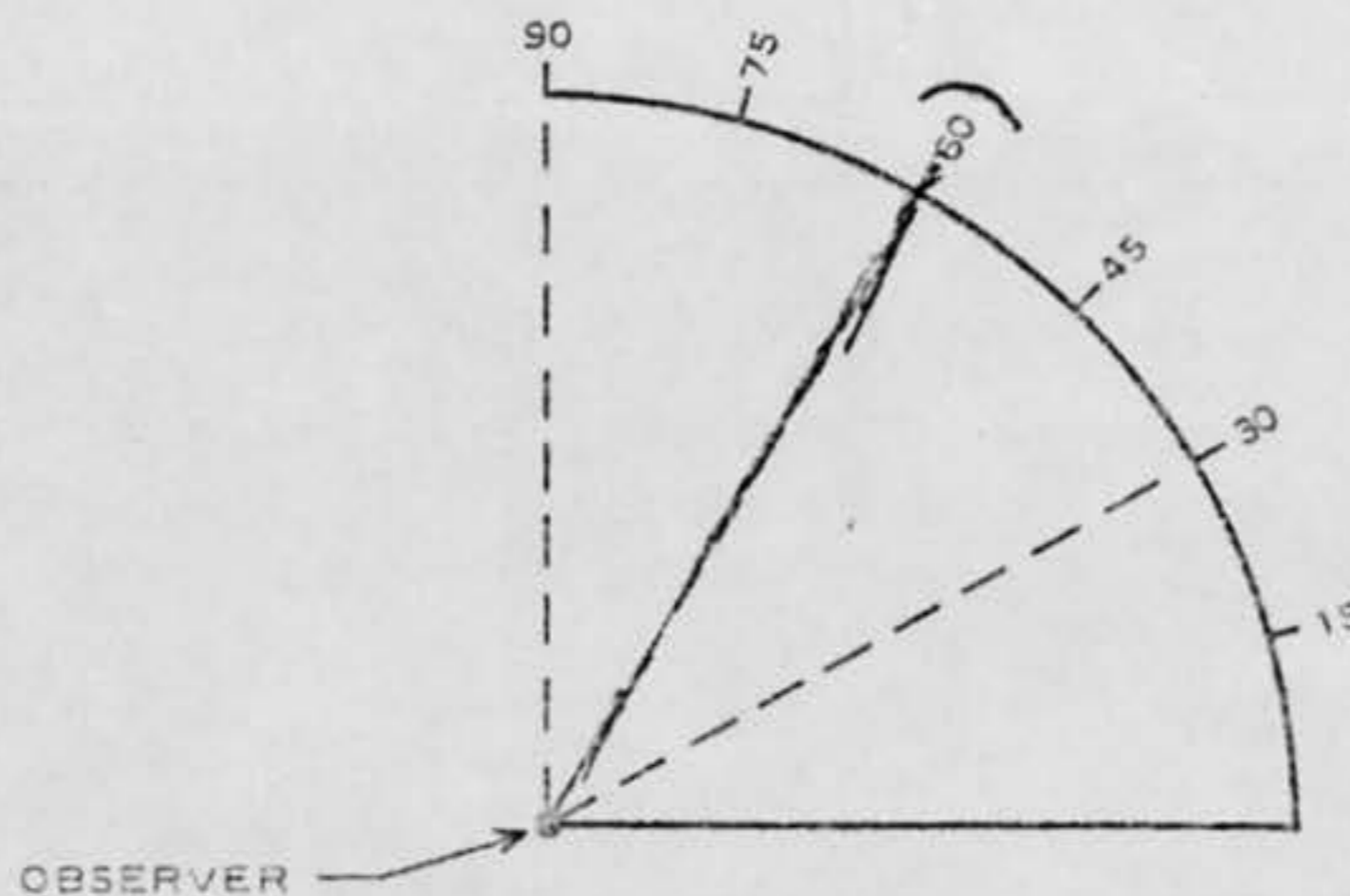
4. TIME ZONE

DAYLIGHT SAVINGS  STANDARD  
 EASTERN  CENTRAL  MOUNTAIN  PACIFIC  OTHER

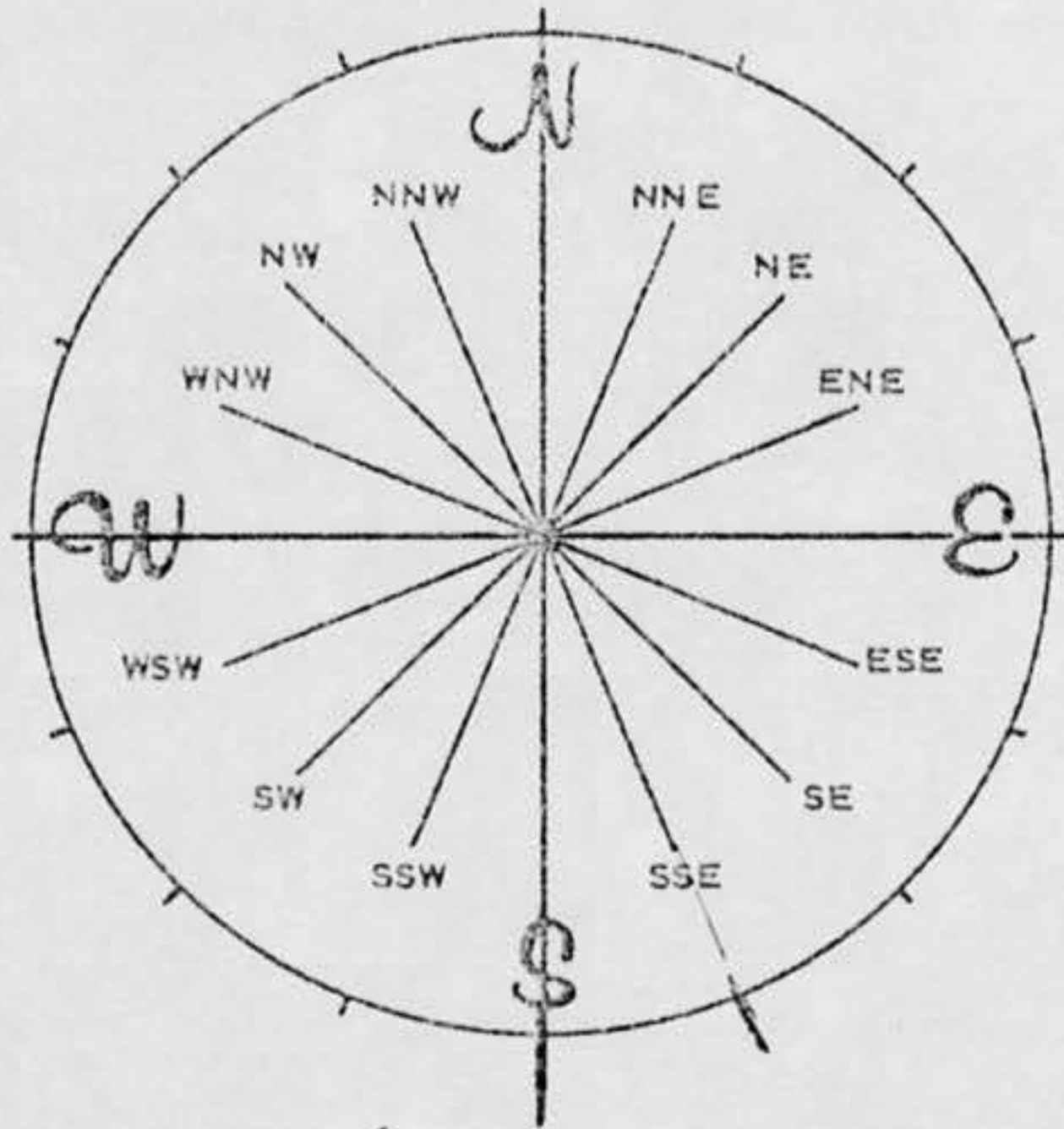
5. WHERE WERE YOU WHEN YOU SAW THE PHENOMENON? IF IN CITY, GIVE THE NEAREST STREET ADDRESS AND INDICATE ON A HAND DRAWN MAP WHERE YOU WERE STANDING WITH REFERENCE TO THE ADDRESS. IF IN THE COUNTRY, IDENTIFY THE HIGHWAY YOU WERE ON OR NEAR AND TRY TO FIX A DISTANCE AND DIRECTION FROM SOME RECOGNIZABLE LANDMARK.



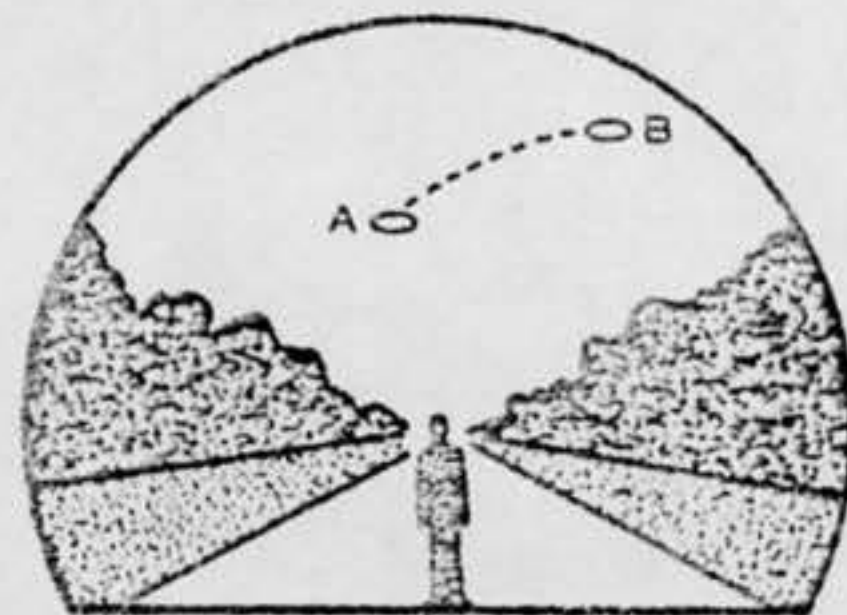
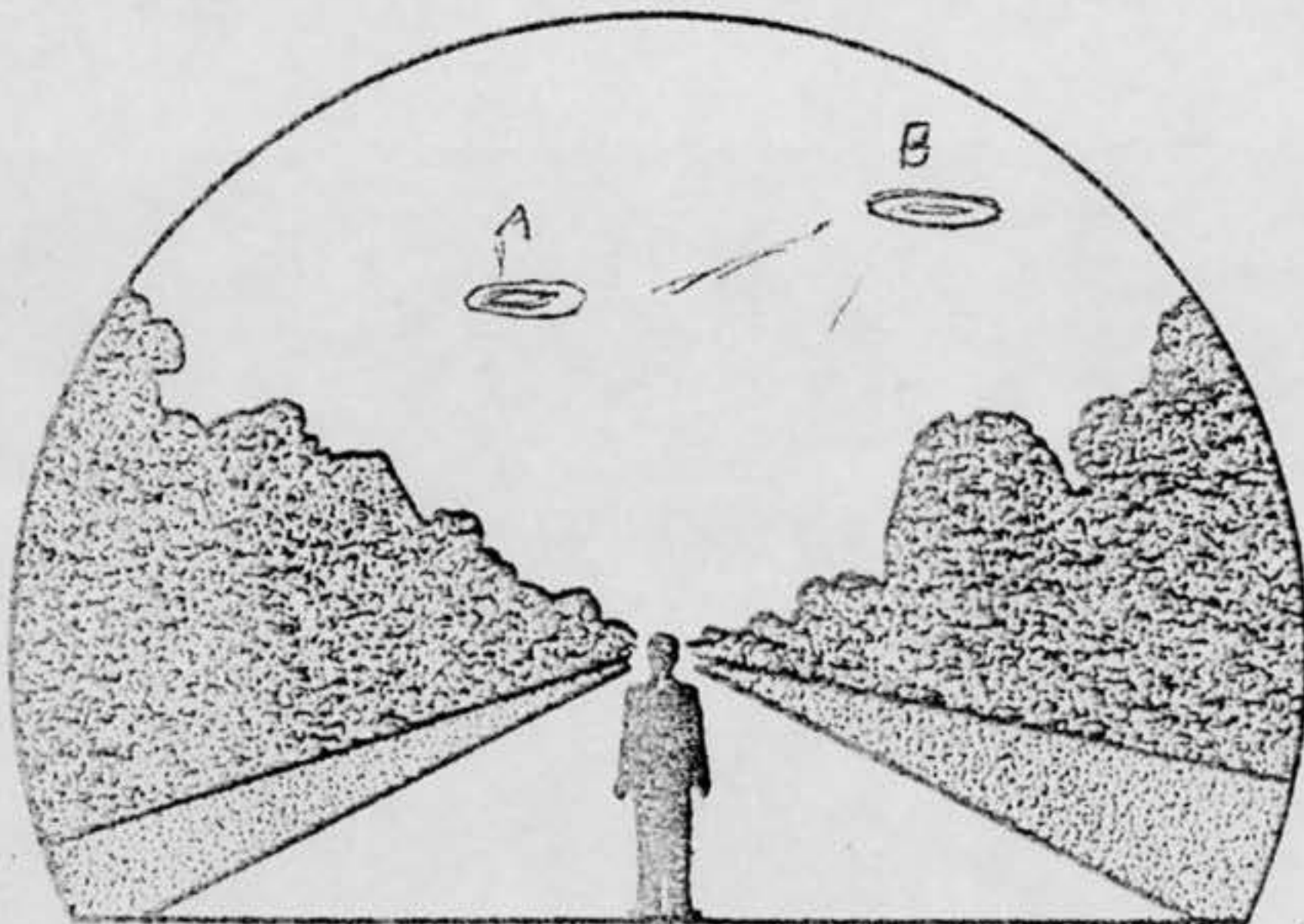
6. IMAGINE YOU ARE AT THE POINT SHOWN IN THE SKETCH, PLACE AN "A" ON THE CURVED LINE TO SHOW HOW HIGH THE PHENOMENON WAS ABOVE THE HORIZON, OR SKYLINE. WHEN FIRST SEEN. PLACE A "B" ON THE SAME CURVED LINE TO SHOW HOW HIGH ABOVE THE HORIZON THE PHENOMENON WAS WHEN LAST SEEN.



6A. NOW IMAGINE YOU ARE AT THE CENTER OF THE COMPASS ROSE. PLACE AN "A" ON THE COMPASS TO INDICATE THE DIRECTION TO THE PHENOMENON WHEN FIRST SEEN. PLACE A "B" ON THE COMPASS TO INDICATE THE DIRECTION TO THE PHENOMENON WHEN LAST SEEN.



7. IN THE SKETCH BELOW, PLACE AN "A" AT THE POSITION OF THE PHENOMENON WHEN FIRST SEEN, AND A "B" AT THE POSITION OF THE PHENOMENON WHEN LAST SEEN. CONNECT THE "A" AND "B" WITH A LINE TO APPROXIMATE THE MOVEMENT OF THE PHENOMENON BETWEEN "A" AND "B". THAT IS, SCHEMATICALLY SHOW WHETHER THE MOVEMENT APPEARED TO BE STRAIGHT, CURVED OR ZIG-ZAG. REFER TO SMALLER SKETCH AS AN EXAMPLE OF HOW TO COMPLETE THE LARGER SKETCH.



10. IF THERE WERE MORE THAN ONE PHENOMENON, HOW MANY WERE THERE? DRAW A PICTURE TO SHOW HOW THEY WERE ARRANGED. DID THIS ARRANGEMENT CHANGE DURING THE SIGHTING?

*one object flying south*

11. CONDITIONS (Check appropriate blocks.)

A. SKY		B. WEATHER	
<input checked="" type="checkbox"/> DAY		<input type="checkbox"/> CUMULUS CLOUDS (Low fluffy)	<input type="checkbox"/> FOG OR MIST
<input type="checkbox"/> TWILIGHT		<input type="checkbox"/> CIRRUS CLOUDS (High fleecy or Herring-bone)	<input type="checkbox"/> HEAVY RAIN
<input type="checkbox"/> NIGHT		<input type="checkbox"/> NIMBUS CLOUDS (Rain)	<input type="checkbox"/> LIGHT RAIN OR DRIZZLE
<input checked="" type="checkbox"/> CLEAR		<input type="checkbox"/> CUMULONIMBUS CLOUDS (Thunderstorms)	<input type="checkbox"/> HAIL
<input type="checkbox"/> PARTLY CLOUDY		<input type="checkbox"/> HAZE OR SMOG	<input type="checkbox"/> SNOW OR SLEET
<input type="checkbox"/> COMPLETELY OVERCAST			<input type="checkbox"/> UNKNOWN
			<input checked="" type="checkbox"/> NONE OF THE ABOVE

C. IF THE SIGHTING WAS AT TWILIGHT OR NIGHT, WHAT DID YOU NOTICE ABOUT THE STARS AND MOON?

(1) STARS		(2) MOON	
<input type="checkbox"/> NONE		<input type="checkbox"/> BRIGHT MOONLIGHT	<input type="checkbox"/> NO MOONLIGHT
<input type="checkbox"/> A FEW		<input type="checkbox"/> MOON WITH HALO	<input type="checkbox"/> UNKNOWN
<input type="checkbox"/> MANY		<input type="checkbox"/> MOON HIDDEN BY CLOUDS	
<input type="checkbox"/> UNKNOWN		<input type="checkbox"/> PARTIAL (New or quarter)	

D. IF SIGHTING WAS IN DAYLIGHT, WAS THE SUN VISIBLE?  YES  NO. IF "YES," WHERE WAS THE SUN AS YOU FACED THE PHENOMENON?

<input type="checkbox"/> IN FRONT OF YOU	<input checked="" type="checkbox"/> TO YOUR RIGHT	<input type="checkbox"/> OVERHEAD (Near noon)
<input type="checkbox"/> IN BACK OF YOU	<input type="checkbox"/> TO YOUR LEFT	<input type="checkbox"/> UNKNOWN

E. SPECIFY THE MAJOR SOURCE OF ILLUMINATION PRESENT DURING THE SIGHTING, SUCH AS THE SUN, HEADLIGHTS OR STREET LAMP, ETC. FOR TERRESTRIAL ILLUMINATION, SPECIFY DISTANCE TO LIGHT SOURCE.

*no light source*

12. GIVE A BRIEF DESCRIPTION OF THE PHENOMENON, INDICATING WHETHER IT APPEARED DARK OR LIGHT, WHETHER IT REFLECTED LIGHT OR WAS SELF-LUMINOUS AND WHAT COLORS YOU NOTICED. DESCRIBE YOUR IMPRESSION OF WHETHER IT WAS SOLID OR TRANSPARENT, WHETHER EDGES WERE SHARP OR FUZZY. DESCRIBE THE SHAPE OR INDICATE IF IT APPEARED AS A POINT OF LIGHT. INDICATE COMPARISONS WITH OTHER OBSERVED OBJECTS, LIKE STARS, A LIGHT OR OTHER OBJECT IN YOUR FIELD OF VIEW.

*object looked dark  
 object looks  
 saucer shaped  
 or like a  
 dish with  
 side down*

*object looked dark  
 gray in color  
 top. it seemed  
 solid yet transparent.  
 edges were  
 fuzzy.*

8. WHERE WERE YOU WHEN YOU SAW THE PHENOMENON? (Check appropriate blocks.)

<input checked="" type="checkbox"/> OUTDOORS	<input checked="" type="checkbox"/> IN BUSINESS SECTION OF CITY
<input type="checkbox"/> IN BUILDING	<input type="checkbox"/> IN RESIDENTIAL SECTION OF CITY
<input type="checkbox"/> IN CAR <input type="checkbox"/> AS DRIVER <input type="checkbox"/> AS PASSENGER	<input type="checkbox"/> IN OPEN COUNTRYSIDE
<input type="checkbox"/> IN BOAT	<input type="checkbox"/> NEAR AIRFIELD
<input type="checkbox"/> IN AIRPLANE <input type="checkbox"/> AS PILOT <input type="checkbox"/> AS PASSENGER	<input type="checkbox"/> FLYING OVER CITY
<input type="checkbox"/> OTHER	<input type="checkbox"/> FLYING OVER OPEN COUNTRY
	<input type="checkbox"/> OTHER

A. IF YOU WERE IN A VEHICLE, COMPLETE THE FOLLOWING:

WHAT DIRECTION WERE YOU MOVING?		HOW FAST WERE YOU MOVING?
<input type="checkbox"/> NORTH	<input type="checkbox"/> EAST	
<input checked="" type="checkbox"/> SOUTH	<input type="checkbox"/> WEST	
<input type="checkbox"/> NORTHEAST	<input type="checkbox"/> SOUTHEAST	
<input type="checkbox"/> NORTHWEST	<input type="checkbox"/> SOUTHWEST	

DID YOU STOP ANYTIME WHILE OBSERVING THE PHENOMENON? *Stop on road on power lines 2nd*

YES  NO for 5 min

EXPLAIN WHETHER SUCH MOVEMENT AFFECTS YOUR SKETCHES IN ITEMS 5 AND 6.

?

DESCRIBE TYPE OF VEHICLE YOU WERE IN AND TYPE OF ROAD, TERRAIN OR BODY OF WATER YOU TRAVERSED DURING THE SIGHTING. STATE WHETHER WINDOWS OR CONVERTIBLE TOP WERE UP OR DOWN.

HOW MUCH OTHER TRAFFIC WAS THERE?

DID YOU NOTICE ANY AIRPLANES?  YES  NO. IF "YES," DESCRIBE WHEN THEY WERE IN SIGHT RELATIVE TO THE TIME OF SIGHTING THE PHENOMENON AND WHERE THEY WERE IN THE SKY RELATIVE TO THE POSITION OF THE PHENOMENON.

9. HOW LONG WAS THE PHENOMENON IN SIGHT?

LENGTH OF TIME	<input type="checkbox"/> CERTAIN OF TIME	<input type="checkbox"/> NOT VERY SURE
	<input type="checkbox"/> FAIRLY CERTAIN	<input checked="" type="checkbox"/> JUST A GUESS

HOW WAS TIME DETERMINED? *about five 2 out to more*

WAS THE PHENOMENON IN SIGHT CONTINUOUSLY?  YES  NO. IF "NO," INDICATE WHETHER THIS IS DUE TO YOUR MOVEMENT OR THE BEHAVIOR OF THE PHENOMENON, AND DESCRIBE SUCH MOVEMENT OR BEHAVIOR. INDICATE DISAPPEARANCES ON PREVIOUS SKETCHES.

*ob* *object* *power pole*

13.	DID THE PHENOMENON	YES	NO	UNKNOWN
	MOVE IN A STRAIGHT LINE?	/		
	STAND STILL AT ANYTIME?	/		
	SUDDENLY SPEED UP AND RUN AWAY?	/		
	BREAK UP IN PARTS AND EXPLODE?		/	
	CHANGE COLOR?		/	
	GIVE OFF SMOKE?		/	
	CHANGE BRIGHTNESS?		/	
	CHANGE SHAPE?		/	
	FLASH OR FLICKER?		/	
	DISAPPEAR AND REAPPEAR?		/	
	SPIN LIKE A TOP?	/		
	MAKE A NOISE?		/	
	FLUTTER OR WOBBLE?	/		

14. WHAT DREW YOUR ATTENTION TO THE PHENOMENON?

*it saw a dark object from  
north to south*

A. HOW DID IT FINALLY DISAPPEAR?

*it when started up then disappeared*

B. DID THE PHENOMENON MOVE BEHIND OR IN FRONT OF SOMETHING, LIKE A CLOUD, TREE, OR BUILDING AT ANY TIME?  
 YES  NO. IF "YES," DESCRIBE.

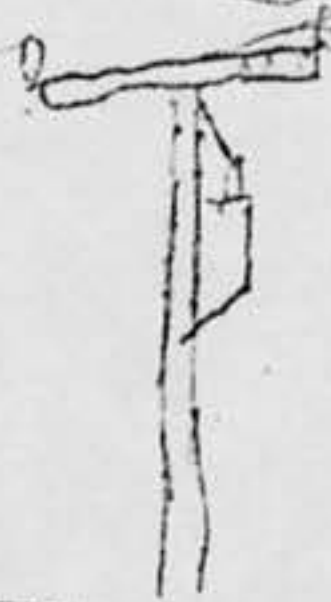
*it was along power lines  
then stop for a few seconds  
over a power pole*

15. DRAW A PICTURE THAT WILL SHOW THE SHAPE OF THE PHENOMENON. INCLUDE AND LABEL ANY DETAILS THAT MIGHT HAVE APPEARED AS WINGS OR PROTRUSIONS, AND INDICATE EXHAUST OR VAPOR TRAILS. INDICATE BY AN ARROW THE DIRECTION THE PHENOMENON WAS MOVING.

came from this  
direction  
→

object

moving  
south  
→



16. WHAT WAS THE ANGULAR SIZE? HOLD A MATCH AT ARM'S LENGTH IN FRONT OF A KNOWN OBJECT, SUCH AS A STREET LAMP OR THE MOON. NOTE HOW MUCH OF THE OBJECT IS COVERED BY THE HEAD OF THE MATCH. NOW IF YOU HAD BEEN ABLE TO PERFORM THIS EXPERIMENT AT THE TIME OF THE SIGHTING, ESTIMATE WHAT FRACTION OF THE PHENOMENON WOULD HAVE BEEN COVERED BY THE MATCH HEAD.

object looks  
like it would  
have ~~been~~ been  
the size  
of the moon  
at night.

17. DID YOU OBSERVE THE PHENOMENON THROUGH ANY OF THE FOLLOWING? INCLUDE INFORMATION ON MODEL, TYPE, FILTER, LENS PRESCRIPTION OR OTHER APPLICABLE DATA.

EYEGLASSES	<input checked="" type="checkbox"/> CAMERA VIEWER
SUNGLASSES	BINOCULARS
WINDSHIELD	TELESCOPE
SIDE WINDOW OF VEHICLE	THEODOLITE
WINDOWPANE	OTHER

A. DO YOU ORDINARILY WEAR GLASSES?  YES  NO

B. DO YOU USE READING GLASSES?  YES  NO

18. WHAT WAS YOUR IMPRESSION OF THE SPEED OF THE PHENOMENON? GIVE ESTIMATE OF SPEED 30 miles per hour

19. WHAT WAS YOUR IMPRESSION OF THE DISTANCE OF THE PHENOMENON? GIVE ESTIMATE OF DISTANCE 100 ft

20. IN ORDER THAT WE MAY OBTAIN AS CLEAR A PICTURE AS POSSIBLE OF WHAT YOU SAW, DESCRIBE IN YOUR OWN WORDS A COMMON OBJECT OR OBJECTS WHICH, WHEN PLACED IN THE SKY, SIMILAR TO WHERE YOU NOTED THE PHENOMENON, WOULD BEAR SOME RESEMBLANCE TO WHAT YOU SAW. DESCRIBE SIMILARITIES AND DIFFERENCES BETWEEN THE COMMON OBJECT AND WHAT YOU SAW.

*objects would probably compare to a blimp but a blimp doesn't spin or have a gray haze around it*

21. DID YOU NOTICE ANY ODOR, NOISE, OR HEAT EMANATING FROM THE PHENOMENON OR ANY EFFECT ON YOURSELF, ANIMALS OR MACHINERY IN THE VICINITY?  YES  NO. IF "YES," DESCRIBE.

A. DID THE PHENOMENON DISTURB THE GROUND OR LEAVE ANY PHYSICAL EVIDENCE.  YES  NO. IF "YES," DESCRIBE.

22. HAVE YOU EVER SEEN THIS OR A SIMILAR PHENOMENON BEFORE?  YES  NO. IF "YES," GIVE DATE AND LOCATION.  
*December 4, 1967*

23. WAS ANYONE WITH YOU AT THE TIME YOU SAW THE PHENOMENON?  YES  NO. IF "YES," DID THEY SEE IT TOO?  
 YES  NO.  
*19 other people*

A. LIST THEIR NAMES AND ADDRESSES  
*They would have given it to me, they say people would all have seen it.*

24. GIVE THE FOLLOWING INFORMATION ABOUT YOURSELF

LAST NAME, FIRST NAME, MIDDLE NAME  
*[REDACTED]*

ADDRESS (Street, City, State and Zip Code)  
*[REDACTED]*

TELEPHONE (Area code and number) *zip code* *[REDACTED]* AGE *28*  MALE  FEMALE

INDICATE ADDITIONAL INFORMATION INCLUDING OCCUPATION AND ANY EXPERIENCE WHICH MAY BE PERTINENT.

*work as a busboy at Bishop apartment down downtown down*


25. WHEN AND TO WHOM DID YOU REPORT THAT YOU HAD SIGHTED THIS PHENOMENON?  
*Newspaper down*  
NAME *Times Herald* DAY *Sept* MONTH *Sept* YEAR *1967*

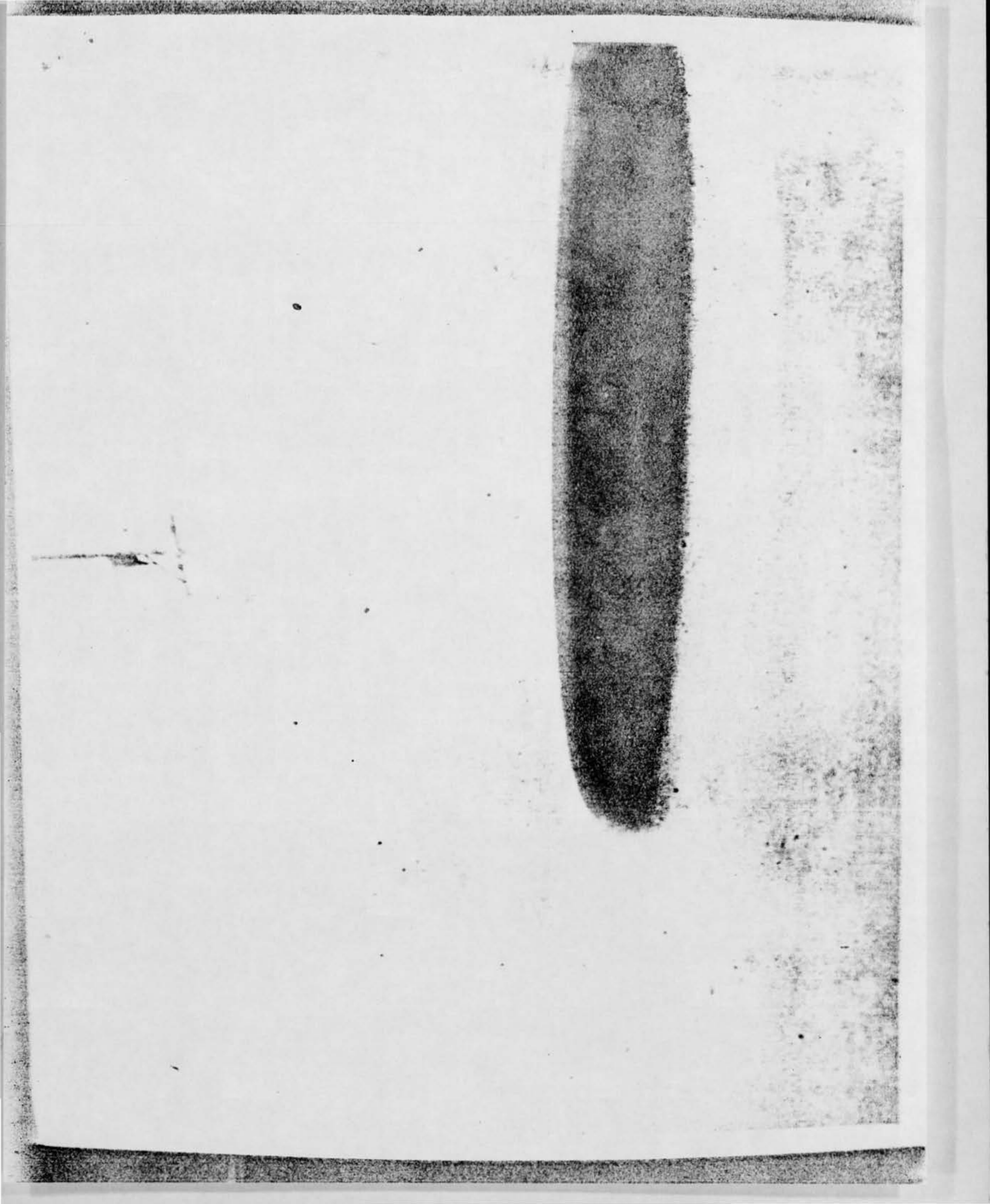
26. DATE YOU COMPLETED THIS QUESTIONNAIRE.  
DAY *Endy* MONTH *April* YEAR *1967*

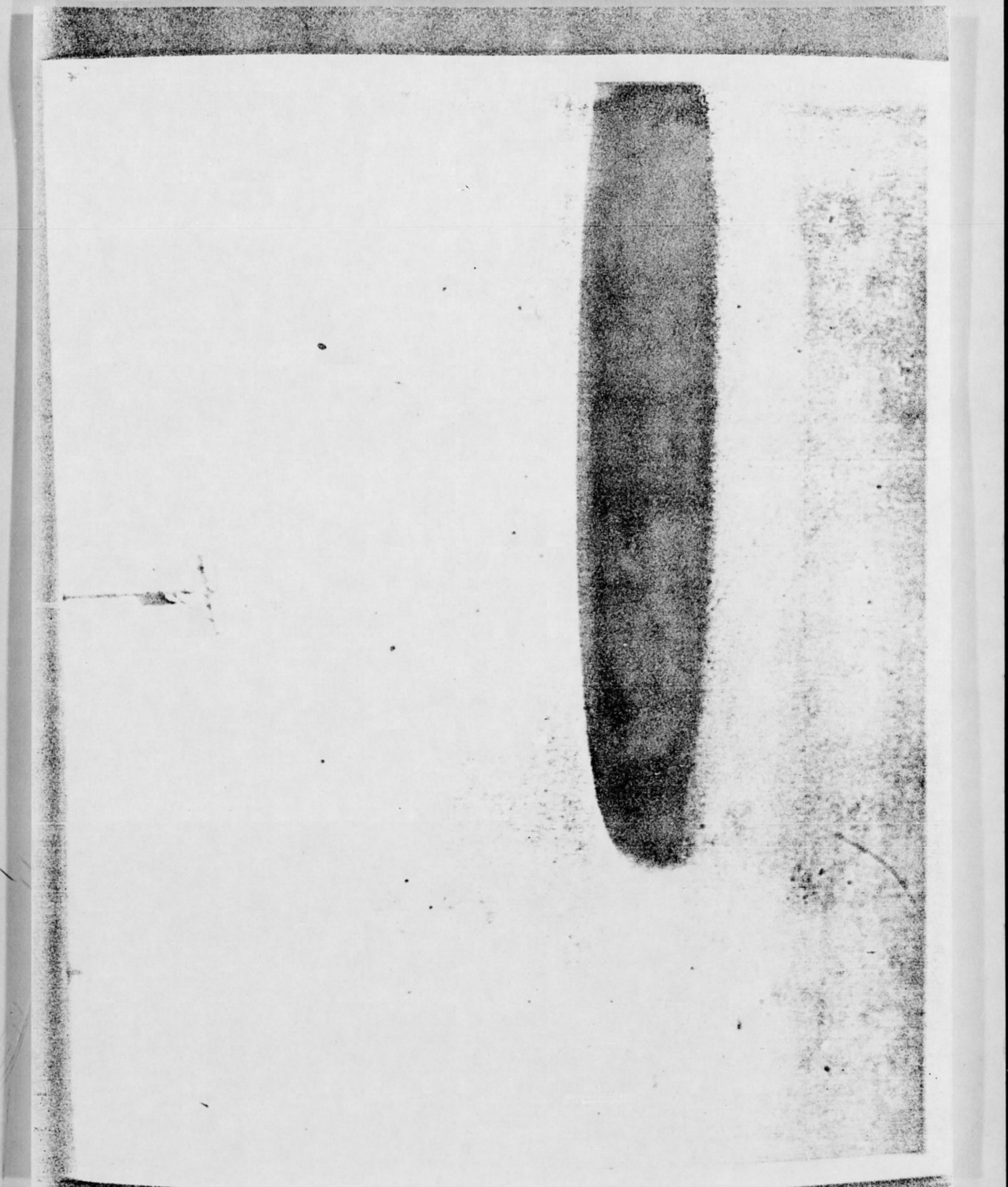
THIS CASE INCLUDES

4 PHOTOS 8X10

1 NEGATIVE 4X5










4 Mar 68

27 JUN 1968

TDPT (UFO) Lt Col Quintanilla/70916/mhs/27 Jun 68

UFO Photographs, 3/4 March 1968



Davenport, Iowa 52803

Reference your photograph of an unidentified flying object (UFO) on 3/4 March 1968. Since you failed to provide your original Polaroid photograph, a photo analysis has not been accomplished on your sighting. Your 5" x 7" enlargement and Kodak print are attached.

HECTOR QUINTANILLA, Jr, Lt Colonel, USAF  
Chief, Aerial Phenomena Office  
Aerospace Technologies Division  
Production Directorate

1 Atch  
E&W 5x7 enlargement  
& Kodak print

Also see

25 Jun 68

TDPT (UFO) OFFICIAL FILE CY

7-3745-30

[redacted]  
[redacted]  
May 23<sup>rd</sup> 1968

Photo  
Davenport cloud  
52503

Gentlemen:

In your last letter of April  
this year you Gentlemen stated that  
you would return my 517 photographs  
of a U.F.O. which I took in March.

I wish you would <sup>return</sup> it along with  
your finding it have been waiting for  
~~two~~ <sup>two</sup> months.

P.S. please return finding  
soon find photographs

Thank you; yours,  
[redacted]

3 March 68


24 APR 1968

TDPT (UFO) Lt Col Quintanilla/70916/mhs/23 Apr 68

UFO Observation, 3 March 1968

Davenport Police Department  
Davenport, Iowa 52808

1. The Aerial Phenomena Office is in receipt of an unidentified flying object (UFO) report from Davenport, Iowa, which occurred on 3 March 1968 at approximately 3:40 pm.
2. The witness stated that he observed and photographed a disc shaped object near the Municipal Ball Park.
3. Did you receive any reports of unusual objects for this date? We would appreciate your comments as to a possible cause for this sighting.
4. Thank you for your assistance on this matter.


 HECTOR QUINTANILLA, Jr, Lt Colonel, USAF  
 Chief, Aerial Phenomena Office  
 Aerospace Technologies Division  
 Production Directorate

REF (UFO) OFFICIAL FILE CY

3 March 1968

EDPT (UFO) Lt Col Quintanilla/70916/mns/24 Apr 68

24 APR 1968

UFO Observation and Photographs, March 3, 1968

Mr. [REDACTED]

Davenport, Iowa 52803

1. Reference your unidentified observation and subsequent photographs of March 3, 1968.
2. Request information on how long you viewed the unidentified object (total duration).
3. In your original letter you stated that there were fourteen witnesses to your sighting. It seems inconceivable that all fourteen persons would refuse to give you their names and addresses.
4. We are returning the negative you forwarded to us. When we wrote our letter of April 17, 1968, we did not realize that you had photographed the object with a Polaroid camera. The original Polaroid print is necessary in order to perform an accurate photographic analysis.
5. Please estimate your distance from the telephone pole which appears in your photograph.
6. All data must be submitted so that a complete scientific investigation may be made. Thank you for your assistance on this matter.

④ DIRECTOR QUINTANILLA, Jr, Lt Colonel, USAF  
Chief, Aerial Phenomena Office  
Aerospace Technologies Division  
Production Directorate

2 Atch

1. Negative of Polaroid Dup
2. Self-addressed envelope

ALSO has sighting  
4 NOV 67

see case


SAYS he SAW something on 4 DEC 67 in 117



Dear Gentleman

I am sending you this photograph of what I believe to be a U.F.O. I hope you will examine this picture carefully and let know about the outcome. I took this photograph with a Kodak Box camera and had it enlarged for your convenience. It was 3:20 in the afternoon when I took this photograph and it was near the Davenport levee where I spotted the object hovering over a telephone pole. My sighting of the object - at less 10 seconds and I had ~~of~~ 17 other people in the levee area as my witnesses to the sighting. I hope you can figure out what this object is because I can't.

P.S. My sighting of the  
of object was  
March 9th ~~1968~~ 1969

Yours Truly  


PHOTOGRAPHIC DATA

*Call this Swinger*

1. Type and make of camera *Polaroid Land camera Model 20*
  2. Type, focal length, and make of lens *Polaroid lens focal length to ~~25~~ 1 to 25*
  3. Brand and type of film *Polaroid Type 20, film*
  4. Shutter speed used *15 seconds development time*
  5. Lens opening used; that is, "f" stop *don't know*
  6. Filters used *no*
  7. Was tripod or solid stand used *no tripod or solid stand used*
  8. Was "panning" used *no* *light* *power pole*
  9. Exact direction camera was pointing with relation to true North, and its angle with respect to the ground. *South slanted*
- 
10. If supplemental information is unobtainable, the minimum camera data required are the type of camera, and the smallest and largest "f" stop and shutter speed readings of the camera.
  11. Estimate distance from camera to object: ~~100~~ *100 feet*