

PROJECT 10073 RECORD

1. DATE - TIME GROUP 22 Oct 67 2030/23	2. LOCATION Milledgeville, Georgia
3. SOURCE Civilian	10. CONCLUSION Case: Probable HOAX Photo: INSUFFICIENT DATA FOR EVALUATION
4. NUMBER OF OBJECTS 1	
5. LENGTH OF OBSERVATION 5 to 10 minutes	11. BRIEF SUMMARY AND ANALYSIS  The observer left his home to go UFO hunting. He started that he saw and photographed a metallic saucer shaped object. The observer stated that there were heat waves around the object and that it was roughly in the south.  Comments: The observer was the only one to see the object. He had previously stated that he was going UFO hunting. During a conversation to the University of Colorado it was learned that the boy was sitting on the ground when both photos were taken. The first photo was taken while sitting in a bush. The boy then moved to his right and took a second photo. The boy could give no reason for sitting down to photograph the object. It is felt that the photo is a small object suspended from the tree that appears in both the photos. No photo analysis has been performed because the Air Force has never
6. TYPE OF OBSERVATION Ground Visual	
7. COURSE see case	
8. PHOTOS <input checked="" type="checkbox"/> Yes <input type="checkbox"/> No	
9. PHYSICAL EVIDENCE <input type="checkbox"/> Yes <input checked="" type="checkbox"/> No	

~~Return~~ the original polaroid photos ~~received~~

8. WHERE WERE YOU WHEN YOU SAW THE PHENOMENON? (Check appropriate blocks.)			
<input checked="" type="checkbox"/>	OUTDOORS		IN BUSINESS SECTION OF CITY
	IN BUILDING		IN RESIDENTIAL SECTION OF CITY
	IN CAR <input type="checkbox"/> AS DRIVER <input type="checkbox"/> AS PASSENGER		IN OPEN COUNTRYSIDE
	IN BOAT		NEAR AIRFIELD
	IN AIRPLANE <input type="checkbox"/> AS PILOT <input type="checkbox"/> AS PASSENGER		FLYING OVER CITY
	OTHER		FLYING OVER OPEN COUNTRY
			OTHER
A. IF YOU WERE IN A VEHICLE, COMPLETE THE FOLLOWING:			
WHAT DIRECTION WERE YOU MOVING?		HOW FAST WERE YOU MOVING?	
<input type="checkbox"/>	NORTH	<input type="checkbox"/>	EAST
<input type="checkbox"/>	SOUTH	<input type="checkbox"/>	WEST
<input type="checkbox"/>	NORTHEAST	<input type="checkbox"/>	SOUTHEAST
<input type="checkbox"/>	NORTHWEST	<input type="checkbox"/>	SOUTHWEST
		DID YOU STOP ANYTIME WHILE OBSERVING THE PHENOMENON?	
		<input type="checkbox"/> YES <input type="checkbox"/> NO	
EXPLAIN WHETHER SUCH MOVEMENT EFFECTS YOUR SKETCHES IN ITEMS 5 AND 6.			
DESCRIBE TYPE OF VEHICLE YOU WERE IN AND TYPE OF ROAD, TERRAIN OR BODY OF WATER YOU TRAVERSED DURING THE SIGHTING. STATE WHETHER WINDOWS OR CONVERTIBLE TOP WERE UP OR DOWN.			
HOW MUCH OTHER TRAFFIC WAS THERE?			
DID YOU NOTICE ANY AIRPLANES? <input type="checkbox"/> YES <input checked="" type="checkbox"/> NO. IF "YES," DESCRIBE WHEN THEY WERE IN SIGHT RELATIVE TO THE TIME OF SIGHTING THE PHENOMENON AND WHERE THEY WERE IN THE SKY RELATIVE TO THE POSITION OF THE PHENOMENON.			
9. HOW LONG WAS THE PHENOMENON IN SIGHT?			
LENGTH OF TIME		CERTAIN OF TIME	NOT VERY SURE
5 to 10 minutes		<input checked="" type="checkbox"/> FAIRLY CERTAIN	JUST A GUESS
HOW WAS TIME DETERMINED?			
WAS THE PHENOMENON IN SIGHT CONTINUOUSLY? <input checked="" type="checkbox"/> YES <input type="checkbox"/> NO. IF "NO," INDICATE WHETHER THIS IS DUE TO YOUR MOVEMENT OR THE BEHAVIOR OF THE PHENOMENON, AND DESCRIBE SUCH MOVEMENT OR BEHAVIOR. INDICATE DISAPPEARANCES ON PREVIOUS SKETCHES.			

10. IF THERE WERE MORE THAN ONE PHENOMENON, HOW MANY WERE THERE? DRAW A PICTURE TO SHOW HOW THEY WERE ARRANGED. DID THIS ARRANGEMENT CHANGE DURING THE SIGHTING?

11. CONDITIONS (Check appropriate blocks.)

A. SKY		B. WEATHER	
<input checked="" type="checkbox"/> DAY		CUMULUS CLOUDS (Low fluffy)	FOG OR MIST
<input type="checkbox"/> TWILIGHT		CIRRUS CLOUDS (High fleecy or Herring-bone)	HEAVY RAIN
<input type="checkbox"/> NIGHT			LIGHT RAIN OR DRIZZLE
<input checked="" type="checkbox"/> CLEAR		NIMBUS CLOUDS (Rain)	HAIL
<input type="checkbox"/> PARTLY CLOUDY		CUMULONIMBUS CLOUDS (Thunderstorms)	SNOW OR SLEET
<input type="checkbox"/> COMPLETELY OVERCAST			UNKNOWN
		HAZE OR SMOG	NONE OF THE ABOVE

C. IF THE SIGHTING WAS AT TWILIGHT OR NIGHT, WHAT DID YOU NOTICE ABOUT THE STARS AND MOON?

(1) STARS	(2) MOON
<input type="checkbox"/> NONE	<input type="checkbox"/> BRIGHT MOONLIGHT
<input type="checkbox"/> A FEW	<input type="checkbox"/> MOON WITH HALO
<input type="checkbox"/> MANY	<input type="checkbox"/> MOON HIDDEN BY CLOUDS
<input type="checkbox"/> UNKNOWN	<input type="checkbox"/> PARTIAL (New or quarter)

D. IF SIGHTING WAS IN DAYLIGHT, WAS THE SUN VISIBLE?  YES  NO. IF "YES," WHERE WAS THE SUN AS YOU FACED THE PHENOMENON?

<input type="checkbox"/> IN FRONT OF YOU	<input checked="" type="checkbox"/> TO YOUR RIGHT	<input type="checkbox"/> OVERHEAD (Near noon)
<input type="checkbox"/> IN BACK OF YOU	<input type="checkbox"/> TO YOUR LEFT	<input type="checkbox"/> UNKNOWN

E. SPECIFY THE MAJOR SOURCE OF ILLUMINATION PRESENT DURING THE SIGHTING, SUCH AS THE SUN, HEADLIGHTS OR STREET LAMP, ETC. FOR TERRESTRIAL ILLUMINATION, SPECIFY DISTANCE TO LIGHT SOURCE.

The Sun

12. GIVE A BRIEF DESCRIPTION OF THE PHENOMENON, INDICATING WHETHER IT APPEARED DARK OR LIGHT, WHETHER IT REFLECTED LIGHT OR WAS SELF-LUMINOUS AND WHAT COLORS YOU NOTICED. DESCRIBE YOUR IMPRESSION OF WHETHER IT WAS SOLID OR TRANSPARENT, WHETHER EDGES WERE SHARP OR FUZZY. DESCRIBE THE SHAPE OR INDICATE IF IT APPEARED AS A POINT OF LIGHT. INDICATE COMPARISONS WITH OTHER OBSERVED OBJECTS, LIKE STARS, A LIGHT OR OTHER OBJECT IN YOUR FIELD OF VIEW.

It was saucer shaped with a cupola on top. It was metallic and reflected sunlight. It was solid. The edges were sharp.

13.	DID THE PHENOMENON	YES	NO	UNKNOWN
	MOVE IN A STRAIGHT LINE?		<input checked="" type="checkbox"/>	
	STAND STILL AT ANYTIME?	<input checked="" type="checkbox"/>		
	SUDDENLY SPEED UP AND RUN AWAY?		<input checked="" type="checkbox"/>	
	BREAK UP IN PARTS AND EXPLODE?		<input checked="" type="checkbox"/>	
	CHANGE COLOR?		<input checked="" type="checkbox"/>	
	GIVE OFF SMOKE?		<input checked="" type="checkbox"/>	
	CHANGE BRIGHTNESS?		<input checked="" type="checkbox"/>	
	CHANGE SHAPE?		<input checked="" type="checkbox"/>	
	FLASH OR FLICKER?		<input checked="" type="checkbox"/>	
	DISAPPEAR AND REAPPEAR?		<input checked="" type="checkbox"/>	
	SPIN LIKE A TOP?		<input checked="" type="checkbox"/>	
	MAKE A NOISE?		<input checked="" type="checkbox"/>	
	FLUTTER OR WOBBLE?		<input checked="" type="checkbox"/>	

14. WHAT DREW YOUR ATTENTION TO THE PHENOMENON?


*I just saw it as I came out of the woods into the pasture.*

A. HOW DID IT FINALLY DISAPPEAR?

*I wasn't there when it went.*

B. DID THE PHENOMENON MOVE BEHIND OR IN FRONT OF SOMETHING, LIKE A CLOUD, TREE, OR BUILDING AT ANY TIME?  
 YES  NO. IF "YES," DESCRIBE.

15. DRAW A PICTURE THAT WILL SHOW THE SHAPE OF THE PHENOMENON. INCLUDE AND LABEL ANY DETAILS THAT MIGHT HAVE APPEARED AS WINGS OR PROTRUSIONS, AND INDICATE EXHAUST OR VAPOR TRAILS. INDICATE BY AN ARROW THE DIRECTION THE PHENOMENON WAS MOVING.



16. WHAT WAS THE ANGULAR SIZE? HOLD A MATCH AT ARM'S LENGTH IN FRONT OF A KNOWN OBJECT, SUCH AS A STREET LAMP OR THE MOON. NOTE HOW MUCH OF THE OBJECT IS COVERED BY THE HEAD OF THE MATCH. NOW IF YOU HAD BEEN ABLE TO PERFORM THIS EXPERIMENT AT THE TIME OF THE SIGHTING, ESTIMATE WHAT FRACTION OF THE PHENOMENON WOULD HAVE BEEN COVERED BY THE MATCH HEAD.

*about a tenth of it*

17. DID YOU OBSERVE THE PHENOMENON THROUGH ANY OF THE FOLLOWING? INCLUDE INFORMATION ON MODEL, TYPE, FILTER, LENS PRESCRIPTION OR OTHER APPLICABLE DATA.

<input checked="" type="checkbox"/> EYEGASSES	<input checked="" type="checkbox"/> CAMERA VIEWER
SUNGLASSES	BINOCULARS
WINDSHIELD	TELESCOPE
SIDE WINDOW OF VEHICLE	THEODOLITE
WINDOWPANE	OTHER

A. DO YOU ORDINARILY WEAR GLASSES?  YES  NO

B. DO YOU USE READING GLASSES?  YES  NO

18. WHAT WAS YOUR IMPRESSION OF THE SPEED OF THE PHENOMENON? GIVE ESTIMATE OF SPEED \_\_\_\_\_.

19. WHAT WAS YOUR IMPRESSION OF THE DISTANCE OF THE PHENOMENON? GIVE ESTIMATE OF DISTANCE \_\_\_\_\_.

20. IN ORDER THAT WE MAY OBTAIN AS CLEAR A PICTURE AS POSSIBLE OF WHAT YOU SAW, DESCRIBE IN YOUR OWN WORDS A COMMON OBJECT OR OBJECTS WHICH, WHEN PLACED IN THE SKY, SIMILAR TO WHERE YOU NOTED THE PHENOMENON, WOULD BEAR SOME RESEMBLANCE TO WHAT YOU SAW. DESCRIBE SIMILARITIES AND DIFFERENCES BETWEEN THE COMMON OBJECT AND WHAT YOU SAW.

*I don't know of anything.*

21. DID YOU NOTICE ANY ODOR, NOISE, OR HEAT EMANATING FROM THE PHENOMENON OR ANY EFFECT ON YOURSELF, ANIMALS OR MACHINERY IN THE VICINITY?  YES  NO. IF "YES," DESCRIBE.

*There were heat waves.*

A. DID THE PHENOMENON DISTURB THE GROUND OR LEAVE ANY PHYSICAL EVIDENCE.  YES  NO. IF "YES," DESCRIBE.

22. HAVE YOU EVER SEEN THIS OR A SIMILAR PHENOMENON BEFORE?  YES  NO. IF "YES," GIVE DATE AND LOCATION.

23. WAS ANYONE WITH YOU AT THE TIME YOU SAW THE PHENOMENON?  YES  NO. IF "YES," DID THEY SEE IT TOO?  
 YES  NO.

A. LIST THEIR NAMES AND ADDRESSES

24. GIVE THE FOLLOWING INFORMATION ABOUT YOURSELF

LAST NAME FIRST NAME MIDDLE NAME

ADDRESS (Street, City, State, and Zip Code) [REDACTED], Milledgeville Ga.

TELEPHONE [REDACTED] AGE 13  MALE  FEMALE

INDICATE ADDITIONAL INFORMATION INCLUDING OCCUPATION AND ANY EXPERIENCE WHICH MAY BE PERTINENT.

My dad has been in the air force since before I was born and I have always lived around on air bases, and I am familiar with aircraft.  
I am an 8<sup>th</sup> grade student.

25. WHEN AND TO WHOM DID YOU REPORT THAT YOU HAD SIGHTED THIS PHENOMENON?

NAME William W. Blair, DPT DAY 22 MONTH Oct YEAR 1967

25. DATE YOU COMPLETED THIS QUESTIONNAIRE.

DAY 3 MONTH Dec YEAR 1967



When we arrived the U. F. O. had left the area. We stayed there for about five minutes and then started home.

When we got home I developed the pictures and called the police. I was still shaking from fright when we got to the station and when they took us back to where I had seen the U. F. O. We didn't find anything. I left my pictures at the station.

DEPARTMENT OF THE AIR FORCE  
HEADQUARTERS WARNER ROBINS AIR MATERIEL AREA (AFLC)  
ROBINS AIR FORCE BASE, GEORGIA 31093



REPLY TO WRNEV (Mr. Wellborn/912-926-3209)  
ATTN OF:

SUBJECT: UFO Report

NOV 15 1967

TO: WTD (TDETR)  
Wright-Patterson AFB Ohio 45433

1. This report is submitted in accordance with AFR 80-17, Unidentified Flying Objects (UFO).
2. The attached photographs (enlargements of originals) were taken on 22 Oct 67 at approximately 1630 hours in Milledgeville, Georgia. The pictures were made by [REDACTED], age 13, using a Polaroid Swinger camera. The camera was pointing approximately due south.
3. An interview with the sighter was conducted, and a transcript is attached. Also, for purposes of analysis, some photographs using the same Swinger camera were made at the scene of the reported sighting. These photographs and information for comparative purposes are attached.
4. Our investigation has not resulted in identification of the object shown in the photographs. Pertinent information is therefore forwarded for your analysis.

FOR THE COMMANDER

*W. R. Elliott*  
W. R. ELLIOTT  
WRAMA UFO Monitor

- 3 Atchs
1. Photographs
  2. Transcript
  3. Data on Photographs

INTERVIEW OF DAVID VILLATE

This is an interview of [REDACTED], a 13 year-old Milledgeville, Ga. eight grader, who reportedly photographed a UFO on 21 Oct 67. The interview was conducted jointly by USAF (WRAMA) and University of Colorado representatives. Dr. Roy Craig, of the U. of Col., recorded the following interview on Wednesday, 25 Oct 67, at the scene where the photograph was taken. In addition to [REDACTED] and Dr. Craig, John Ahrens, U. of Col., and Paul Wellborn, USAF (WRAMA) participated in the interview.

22 Oct 67

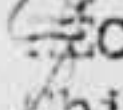
WDPT (UFO) Maj Quintanilla/70916/mhs/30 Dec 67

JAN 2 1968

Request for Information on UFO Sighting, 22 October 1967

Milledgeville Police Department  
Milledgeville, Georgia 31061

1. The Aerial Phenomena Office is in receipt of an unidentified flying object (UFO) report which occurred near Milledgeville on 22 October 1967. At approximately 3:30 pm, EST, the observer sighted a saucer shaped object with a dome on top, which was hovering over some trees. The observer managed to photograph this object twice before it disappeared.
2. If you have any information on this or any other similar sightings for 22 October 1967 we would appreciate a copy of it.
3. Thank you for your assistance in this matter.


 HECTOR QUINTANILLA, Jr, Major, USAF  
 Chief, Aerial Phenomena Office  
 Aerospace Technologies Division  
 Production Directorate

ORIGINAL FILE CY  
 R7C

UNIV of GLO To send  
 orig when they are through  
 with it.

Photos being made

Craig When you came down here, you told your mother that you were going UFO hunting. And you had your camera with you, did you have anything else with you?

[REDACTED] My BB gun.

Craig A camera and a BB gun. You were going to shoot the UFO with a BB gun?

[REDACTED] No, I just brought that along.

Craig All right, you came down the highway. Your mother -

[REDACTED] I just walked down the road.

Craig You walked down the road from your house with your camera and your BB gun and you were all alone. Did you see anyone else in this area when you came down here?

[REDACTED] No, I didn't see anyone else when I came down here.

Craig How far is this from your home, Dave?

[REDACTED] I don't know.

Craig How long does it take you to walk it generally?

[REDACTED] About an hour.

Craig About an hour.

[REDACTED] I think about an hour.

Craig Is this an area that you come out quite frequently when you get a chance?

[REDACTED] Sometimes I come out here when, well, you know, sometimes when you have lots to do and you want to think about things. I come out here, but not too often, you know.

Craig But it is sort of a favorite area to come and sort of hike around in, and knock around in? By the way, I just stepped in this thing, and it really sticks you more than this one. Are you sure that this is the bush that you sat down in, or was it that one right there?

[REDACTED] I'm positive that it was that one.

Craig You're positive that it was the little one? Why don't we go on. In your story, you first noticed this object when?

[REDACTED] When it climbed over the trees over there. I wasn't really looking out over there I was, you know, I was just messing around. Kicking rocks.

Craig Where was the object when you first saw it? You were up here, were you up here yet when you first saw the object?

[REDACTED] I was right up there. See where the trees start clearing?

Craig On the - on the road. All right, and where was the object?

[REDACTED] About right up there; just setting there.

Craig How high was it when you first noticed it?

[REDACTED] I couldn't tell you how high it was because I'm not that good at telling heights and all that.

Craig But it was off the ground and wasn't landed or anything?

[REDACTED] It wasn't on the ground.

Craig And how far out did it look to you compared with the trees?

[REDACTED] It seemed to be above those little trees out there.

Craig Right above them?

[REDACTED] Maybe a little in back of them, but above them.

Craig Maybe a little the other side of them?

[REDACTED] Yes, Sir.

Craig How long was it after you first saw the object before you decided to take a picture of it?

[REDACTED] I suppose maybe a half minute.

Craig O.K. You were over here and during that time you did what, in order to arrive here?

[REDACTED] Well, I didn't run; I walked, I guess. I didn't exactly walk either - I walked real slow over here so that it wouldn't see me, or something like that. It was a shock seeing it.

Craig Was it hovering, or just standing still there?

[REDACTED] Well, it looked to be hovering when I first saw it, but then I noticed that it was moving a little bit.

Craig Moving in what direction, Dave?

Well, up and down, maybe it was moving a little back out towards the river. I couldn't tell.

Craig How big did it look to you?

Well, at first glance it looked to be maybe 50-feet long, or something like that. But I couldn't tell the exact dimensions.

Craig But it did look like a big object, about 50 feet across?

Yes, Sir.

Craig You crossed this fence before you took the picture?

Yes, Sir, because these trees were in the way.

Craig Were the trees in the way when you crossed that opening, or the fence in the way, or what?

Well, I don't know why I didn't take the picture up there. I guess I could have. All the way down here, I kept my eyes on it, you know, so that I could get inside here.

Craig You wanted to get on this side of the fence so that you would have a better view of the object to take the picture?

I guess that is the reason.

Craig Where did you cross the fence, David?

Up there at the gate.

Craig You crossed at the wooden gate. Did you run up here to this spot, or did you sneak up, or what?

I sort of stumbled up.

Craig You sort of stumbled up. O.K. Could you tell me some of your thoughts at the time? What did you think it was? You were UFO hunting, so did you think this was a UFO?

Well, after maybe a minute I sort of calmed down a little bit, and I thought that it was a UFO. So I had my camera wrapped around my belt right here; so I unbuckled my belt and took off my camera. I thought that I had better take some pictures of it, or else nobody is going to believe me. So I took two pictures of it, and I was still going pretty slow, because I was still scared. The pictures that I took - I pulled out the first one and looked at it, and set it down. Then I pulled off the second one and looked at it, and set it down. And then I heard my friend coming - someone calling for

me - so I grabbed up the pictures and ran up there like a - I was so scared that I was yelling like something was after me. He said that he thought that a snake had got me or something. I showed him the pictures, and he looked at them for 5 or 10 seconds, and I kept pulling him toward the road, and when we got back down here, it was gone. It started to leave, I don't know exactly if it started to leave, but it started going higher up in the air when he started calling - about a little before he started calling - it started rising in the air. It started picking up speed, it looked like.

Craig Had it moved quite a distance between the two pictures you took? Did it seem to be about the same place when you took the second picture?

No, Sir. It looked to be farther away.

Craig A little farther away. Did you want to take more pictures, or were you interrupted by your friend calling, or was two pictures all you wanted of it, or what?

I was so scared that I guess two pictures was all I could take. I was surprised that I was even able to take two, because I was so scared. I can't describe how scared I was.

Craig Why were you scared?

Well, there it was hovering out there. I read Science Fiction, and I read all sorts of weird science fictions, you know. There it is, setting out there in the field. And I am all alone, and I was so scared, you know. I can't tell you how scared.

Craig You are a member of a little club of your friends, a flying saucer club?

Yes, Sir.

Craig And how many people are there in your club?

Four.

Craig Four club members. And you discuss this sort of thing quite a bit?

Yes, Sir.

Craig Was this boy that came down with you a member of this flying saucer club?

Yes, Sir.

Craig Had any of you ever seen a flying saucer before?

No, I had never seen anything like that before, no flying saucer. We've stayed up and watched the meteors. But we hadn't ever seen a flying saucer.

Craig When you stayed up to watch meteors, was this in hopes of seeing a flying saucer? Or was it just to watch meteors?

Just to watch meteors. My friend is - what do you call it - not a professional - an amateur astronomer. He gets books on astrology, and he has a telescope. He told us that we were going to have a meteor shower from up in the sky. I couldn't tell you the exact position. Orion, Orion that is it. So we stayed out there, and we watched, and we saw 42. We didn't see any flying saucers. But that one that was sighted over here, they saw it at 1 o'clock, and we got up about 2:30 and went outside, outside the camp. We stayed in the camp until 2:30.

Craig Did you see that one?

No. We didn't know anything about it until the morning.

Craig I see. This one here that you saw and took the pictures of, how long does it take you to develop pictures with this little Swinger camera that you have?

Fifteen seconds.

Craig Do you count 15 seconds off the best you can?

I go "one thousand and one, one thousand and two, one thousand and three . . .".

Craig Then you snapped one picture, and 15 seconds during development, and you tore it off to see if you had a picture, and it looked pretty good. You snapped another picture, and waited another 15 seconds, and looked at it, before you heard your friend calling you?

It didn't look pretty good to me, because I just glanced at it and put it down, and snapped the second one, you know. He was calling me, I think, before I set down the first one, because I seem to remember hearing something before my ears heard him calling, because I was so dazed. I didn't exactly study the picture. I glanced at it and set it down. Then I took the second one. And as I was - turned that one down. As I was counting that one down, I heard my friend coming down the road.

Craig You didn't see the object leave. It was going up on the way a little bit, gradually on the way as you went to meet your friend. And the trees between here and where you met your friend cut out the view of the object. Is that it?

No, I mean up there they did cut out the view of the object. I came back here and told him to look up there, and he didn't see it.

Craig Did you see it again?

No, I looked up there with him, and neither one of us saw it. A weather balloon wouldn't have been able to get out of the way that fast.

Craig You don't think that it was a weather ballon?

[REDACTED] No, Sir.

Craig What do you think it was?

[REDACTED] I don't think that I am qualified to say what it was. But it sure looked weird.

Craig Do you think that you could duplicate something like that, if you tried to, by just throwing up some kind of object and taking a picture? Do you think you would be able to duplicate a picture like that?

[REDACTED] I thought about it last night. We kept looking at my pictures to see what it resembled. It looked like these saucer things that these kids buy at the stores that they call frisbees. It looked like two frisbees glued together with a cup on top. I guess I could make one of those, if I had two frisbees and a cup.

Craig If you made something like that, do you think that you could throw it up and get a picture pretty much like the one you got?

[REDACTED] Well, I don't think so, not if I threw it up like that. Well, it would flop over.

Craig You couldn't keep it right side up?

[REDACTED] I don't think so.

Craig Could you take something like that and suspend it from a tree and take a picture of it, while it hangs from a fish line, or something like that?

[REDACTED] Well, frisbees are heavy, and I don't know if there are any branches on that tree that - well, maybe.

Craig There are not really any trees in the right position to hang that from in your pictures, are there? If we stood here where you took your picture, you'd get that tree in part of it. If it was a frisbee, how far out would you have to take it to be as big as what you got?

[REDACTED] I would probably have to take it to here.

Craig How do you mean, "from here"? The frisbee over the branch, from the lower?

[REDACTED] Well, you see if the frisbee was right here, I would have to take it from back here to get it to be about the size of the - - -

Craig All right. If you took it from where you did, and it was frisbee size, how

far away would the frisbee be: about over the branches of the little dead tree, or farther out than that?

[REDACTED] What do you mean?

Craig If you should make one of these little models like you are suggesting that you could make, somewhat like the object that you saw, that size object would be much closer than what you took a picture of, looking that size (indicating size). How far away would you think that you would have to have the frisbee if you were trying to duplicate that picture? Say you stood in the same place that you are now, would the frisbee be beyond that little dead tree?

[REDACTED] I think that it would have to be maybe a little over that dead tree.

Craig A little bit over the dead tree?

[REDACTED] Yes.

Craig The one that is across the field?

[REDACTED] This one right here (referring to photograph).

Craig But there is no tree there. So you would have to throw it up to duplicate it. You couldn't hang it up from anything, right?

[REDACTED] Yes, Sir.

Craig If you had someone with you, do you think that he could throw it and you take a picture and duplicate it that way?

[REDACTED] Well, if he threw it up, it would cause a blur, because this thing is not exactly that accurate.

Craig Do you know what speed that lens is, how fast it takes a picture?

[REDACTED] No, Sir. But I have tried to take pictures of moving objects before - like cars and things like that - , but it blurs.

Craig It blurs? What do you tell all these people who say you faked this picture?

[REDACTED] I just say, "Wait until I get my pictures back, and I will show you. It's not a fake." I tell them to believe what they want to, mostly. When people call me names, I tell them to believe what they want to. If they call me a liar, I tell them to believe what they want to.

Craig As long as you know that you are not a liar, that's what is important to you?

[REDACTED] That's right.

Craig You are being real honest about this situation? This is exactly the way you saw it?

[REDACTED] Yes, Sir.

Craig Do you have any ideas where this might have come from, or might have gone to?

[REDACTED] No, Sir. But they have been sighted around the lake out there. I think that it is out in that direction. I and my friends have been speculating that maybe they use the lake for cover or something, they hide underneath the water.

Craig You think that it sort of lives locally? It doesn't come from a great distance?

[REDACTED] No. I think that it comes from a long way off. But recently it has been out there at the lake, cause almost everyone that has seen it has seen it out around the lake out there.

Craig What is the name of this lake out here, Dave?

[REDACTED] Lake Sinclair.

Craig Lake Sinclair. And this is a lake that is about 20 miles long, is it?

[REDACTED] Well, I really couldn't tell you.

Craig Sort of a dam on a river?

[REDACTED] There is a dam out there, I know that much. I couldn't tell you how long it is. I am only familiar with only one part of it, and it is about 3 miles long.

Craig Did you notice anything else about the object you saw?

[REDACTED] It was shimmering like it had heat waves around it, or something. But it didn't show up on the picture.

Craig Could you see any other detail on the object? Were there any windows in it, or port holes, or anything like that? You said that it was shimmering, like metal.

[REDACTED] Well, it was shimmering like on a hot day, when heat rises on a heater and you look out a window, when there is a heater near the window and you can see the light being diffused through the heat. It was sort of like a ring around it like that.

Craig Surrounding the whole object?

[REDACTED] It was real faint. It was surrounding the whole object.

Craig On the bottom, as well as above it?

[REDACTED] On the bottom, as well as above it.

Craig How did the color of the object appear to you?

[REDACTED] Well, it looked metallic, like steel or something.

Craig Silvery colored?

Was it spinning?

[REDACTED] It wasn't spinning, and it was silver colored.

Craig Could you describe the motion that you observed, in close detail, again?

[REDACTED] Well, it seemed to be above those trees, and it sort of comes down a little bit and goes back, went back a little bit, coming down and going back - maybe off to the side a little bit.

Craig Did it have any motion, other than the gradual shifting of positions?

[REDACTED] No, if it wasn't - you know, that you usually hear about flying saucers going real fast. Well, it didn't seem like that at all.

Craig It was almost quite hovering, with slight movement?

[REDACTED] We didn't have much wind that day. It was hovering like - well, if you take a helium ballon and stick it inside the house, it will hover. You know, go up.

Craig That is this kind of motion. How about noise, did you hear anything?

[REDACTED] There wasn't any noise to it.

Craig None whatsoever?

[REDACTED] No, Sir.

Craig What do you think attracted your attention to it, Dave?

[REDACTED] Well, I just looked up there, and there it was. I can't say that anything attracted my attention to it, except that it did reflect the sunlight.

Craig Like a mirror. Was it bright to look at?

[REDACTED] It wasn't that bright.

Craig Did it hurt your eyes to look at it?

It didn't hurt my eyes at all. It just reflected the sunlight a little bit.

Craig What did you do with the negatives when you took the pictures before, Dave?

Well, I had them in my other hand. I figured that they were useless. I almost crumpled them up.

Craig But you did have the negatives in your hand? You did keep them with the positive?

Wellborn While you are standing there, let's see if we can get it in with the camera swung around a little bit so that we can get a little more space on this side of this one over here (framing and taking picture with Dave's camera).

Craig This picture is much like the first one or the second one you took. It doesn't look quite like either of them. Right?

Maybe like the second one, I think.

Wellborn Position-wise to the tree trunk.

Craig You can see in that picture the dead tree in the middle very nicely. Can you pick out the tree in the clearing that you said the object was over? So the object was over the trees in the middle of the clearing? It was over what branch of the dead tree? Second from the left, sticking up high, is the dead one in that picture. Let's see if we can locate it in the original. The second picture taken on this roll was taken at 5 after 5 p.m. John (Mr. Ahrens) is in the picture, and he was standing 25 paces from the camera-man. It was photographed 5½ feet behind the tree. The area looks 6 feet beyond the tree.

Wellborn Five feet beyond the tree.

Craig Again, John, you were 25 paces from the photographer. O.K. I guess that thing is going to operate again. Picture Nr. 4 is taken in the same position as the original Poloid, taken at 5:22 p.m.

22 Oct 1967



CITY OF MILLEDGEVILLE, GEORGIA  
POLICE DEPARTMENT



EUGENE A. ELLIS, CHIEF

January 6th.1968

Re; Unidentified Flying Objects  
Milledgeville, Ga. Area.

Your File; TDPT (UFO)

Hector Quintanilla, Major USAF  
Chief, Aerial Phenomena Office  
Wright-Patterson Air Force Base, Ohio 31061

Dear Major;

I am listing the information on sightings by my  
department;

19th October 1967 3 AM 2 Patrol Car Crews (4 Men) sighted  
object, looked like a large ball of  
red fire traveling up-down-zig-zag

22nd October 1967 5:30 AM Tourist passing through called ahead  
to this department and advised that there  
was an object at low altitude following  
him, large ball of red. Patrol cars (2)  
answered call and the object came up behind  
patrol car at about 300 Ft altitude, it  
would speed up with the cars, the cars stop  
the object stopped. Described about the  
size as an average city water tank. Then  
it shot straight up and went off south.

23rd. October 1967 Between 4 and 6 AM. Object reported to this  
Headquarters. We called a plane that was manned  
by 2 Deputy Sheriffs and they spotted object but  
could not get close to it. They radioed Robins  
Air Force Base. This was also seen by 4 police  
officers in patrol cars, and a State Trooper.

22 Oct.1967 3:30 PM. [REDACTED] W/M 13 photographed an object  
near the Oconee River bottom. This polaroid  
shot was brought to headquarters by Vallali.


23rd October 1967 Robins Air Force Investigators were at this  
Headquarters conducting an investigation

24th October 1967. Robins Air Force Investigators with Dr Roy Craig  
and John Ahrens from Boulder Colorado conducted  
an investigation.

DATA ON PHOTOGRAPHS MADE AT THE SCENE  
OF THE ORIGINAL PHOTOGRAPHS


- Photograph #8 - Made from same roll of film as original photograph.
- Photograph #1 - An attempt to duplicate original. Camera was  $5\frac{1}{2}'$  from tree trunk, which is approximately  $1\frac{1}{2}"$  in diameter.
- Photograph #2 - Same as #1 except 6' man approximately 75' from camera.
- Photograph #3 - Same as #2 except 9" x  $11\frac{1}{2}"$  notebook shown  $10\frac{1}{2}'$  from camera, or 5' beyond tree.
- Photograph #4 - Same as #2. Attempted to get tree centered as in original (time 5:22 p.m. EDT).
- Photograph #5 - 6' man 270' from camera, barely visible to left of tree trunk. Rectangular object  $2\frac{5}{8}"$  x  $1\frac{7}{8}"$  approximately 3' from camera (slightly closer than tree, which was  $3\frac{1}{2}'$  from camera).
- Photograph #6 - Same as #5 except rectangle was 5' from camera ( $1\frac{1}{2}'$  from tree to rectangle).
- Photograph #7 - Scene of area.

This case contains 8,  
3" x 3½"  $\pm$   $\mp$  photos, 2, 4" x 5"  
negatives and 11, 8" x 10"  
photos and 2, 7" x 5" photos.



WILSON'S UNIVERSITY

22. Oct. 67  
M. L. Ludgeville, Pa.




5 yards to high wood at 178° bearing  
290 yards to three trees including, 176° bearing  
240 yards to dead tree 192° bearing  
90 yards bushy bushes (under wood) 187° bearing


WRMMA Enlargement

22 Oct. 67  
Mullighville, Ill.









Photographs taken by [REDACTED] were shown to the Air Force Investigators and Dr. Roy Craig. Original photographs were loaned to these investigators who made copies of them.

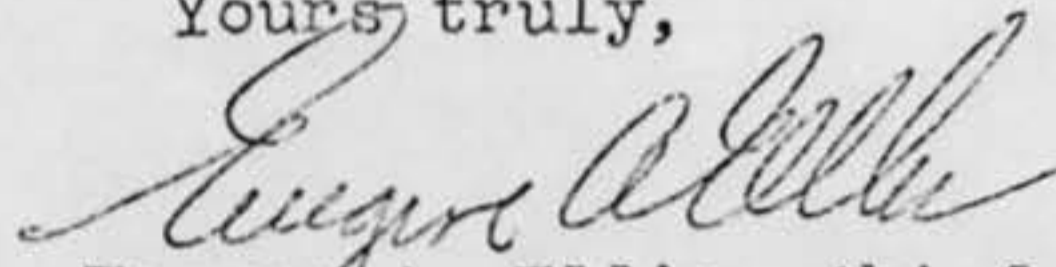
It should be noted that on the mornings that members of my department and myself sighted objects we were in contact with other police departments at Thomson, Dublin and Pine Mountain area were also making sightings.


Members of my department have made sightings as recent as two weeks ago but when we made public our findings we were accused of being drunk-Crazy and otherwise so we do not mention our sightings anymore to anyone. We did however make certain that at least two more officers from my department, Sheriff's Dept or Georgia State Patrol also see the "Something"


We know that we have seen "IT" whatever it may be, we also do not have any desire for publicity, or ridicule therefore we do not make any more statements of what we see.


I am sure that Dr. Roy Craig or Robins Air Force Base will gladly advise you of their findings, we have not heard anything from them since they left here. No Statements, however, that is OK with us. I am sure you will understand our position.

Yours truly,

  
Eugene A. Ellis, Chief  
City Police












*[Faint, illegible handwriting]*

---



22 Oct 67

NOV 24 1967

TDPT (UFO) Maj Quintanilla/70916/mhs/24 Nov 67

UFO Observation & Photographs, 22 October 1967

WRNEV/Mr. Wellborn  
Robins Air Force Base, Georgia 31093

Reference your letter, 15 November 1967, subject UFO Report. Additional information from [redacted] is needed on his sighting of 22 October 1967. Your letter did not provide the address of the witness, therefore, request you forward the attached AF Form 117 to [redacted] to fill out. Upon completion, he may forward it directly to the Aerial Phenomena Office in the self-addressed envelope.

FOR THE COMMANDER

*Q*  
DIRECTOR QUINTANILLA, Jr, Major, USAF      1 Atch  
Chief, Aerial Phenomena Office              AF Form 117 w/envelope  
Aerospace Technologies Division  
Production Directorate

TDPT (UFO) OFFICIAL FILE CY

MEMO FOR THE RECORD

20 Nov. 1967

Called Dr. Craig at the Univ of Colorado.

They have not sized the object yet but they will send us the orig. photo when they are done with it.

The tree in the UFO picture is a quite small one and has only very tiny brabches. Dr. Craig does not think they could support an object as large as a frisbee.

The other boy was in the Area because Mrs. [REDACTED] brought him in the car to near the spot and then left. The camera used is an ordinary Polaroid Swinger.

MEMO FOR THE RECORD

Talked to the Univ of Colo. about the sighting. The boy was sitting on the ground when both photos were made. The first photo was taken while sitting in a small bush. The boy then moved to his right and took the second shot. The boy could give no reason for sitting down to photograph the object.

## SIGHTING OF UNIDENTIFIED PHENOMENA QUESTIONNAIRE

THIS QUESTIONNAIRE HAS BEEN PREPARED SO THAT YOU CAN GIVE THE U.S. AIR FORCE AS MUCH INFORMATION AS POSSIBLE CONCERNING THE UNIDENTIFIED PHENOMENON THAT YOU HAVE OBSERVED. PLEASE TRY TO ANSWER ALL OF THE QUESTIONS. THE INFORMATION YOU GIVE WILL BE USED FOR RESEARCH PURPOSES. YOUR NAME WILL NOT BE USED IN CONNECTION WITH ANY OF YOUR STATEMENTS OR CONCLUSIONS WITHOUT YOUR PERMISSION. RETURN TO AIR FORCE BASE INVESTIGATOR FOR FORWARDING TO FTD (TDETR), WRIGHT-PATTERSON AFB, OHIO 45433, IAW 80-17. (IF ADDITIONAL SHEETS ARE NEEDED FOR NARRATIVE OR SKETCHES ATTACH SECURELY TO THIS FORM OR ANNOTATE WITH YOUR NAME FOR IDENTIFICATION.)

1. WHEN DID YOU SEE THE PHENOMENON?

DAY 22 MONTH October YEAR 1967

2. WHAT TIME DID YOU FIRST SIGHT THE PHENOMENON?

HOUR 3 MINUTES 30  A.M.  P.M.

3. WHAT TIME DID YOU LAST SIGHT THE PHENOMENON?

HOUR \_\_\_\_\_ MINUTES \_\_\_\_\_  A.M.  P.M.

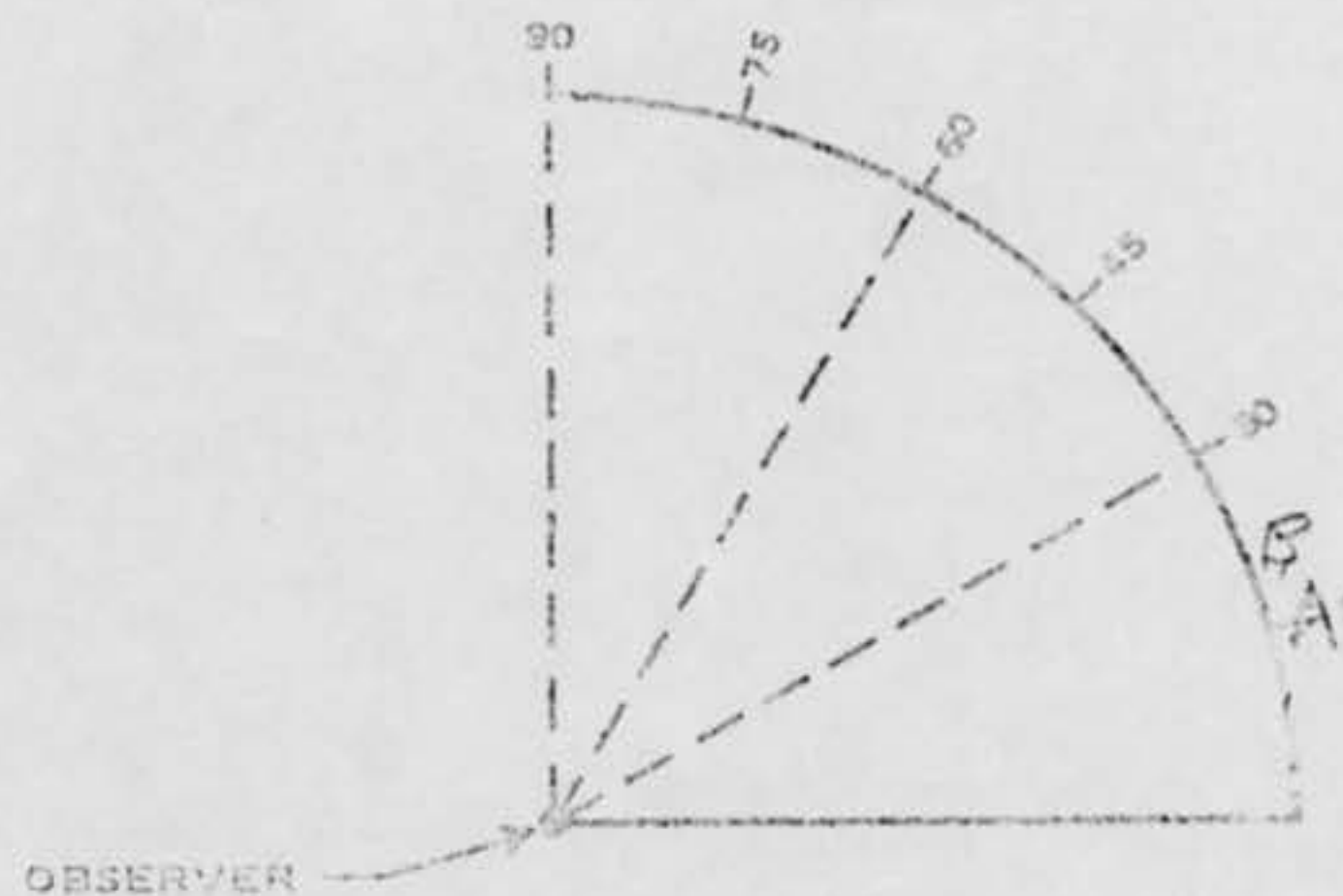
4. TIME/ZONE

 EASTERN  CENTRAL  DAYLIGHT SAVINGS  MOUNTAIN  PACIFIC  STANDARD  OTHER

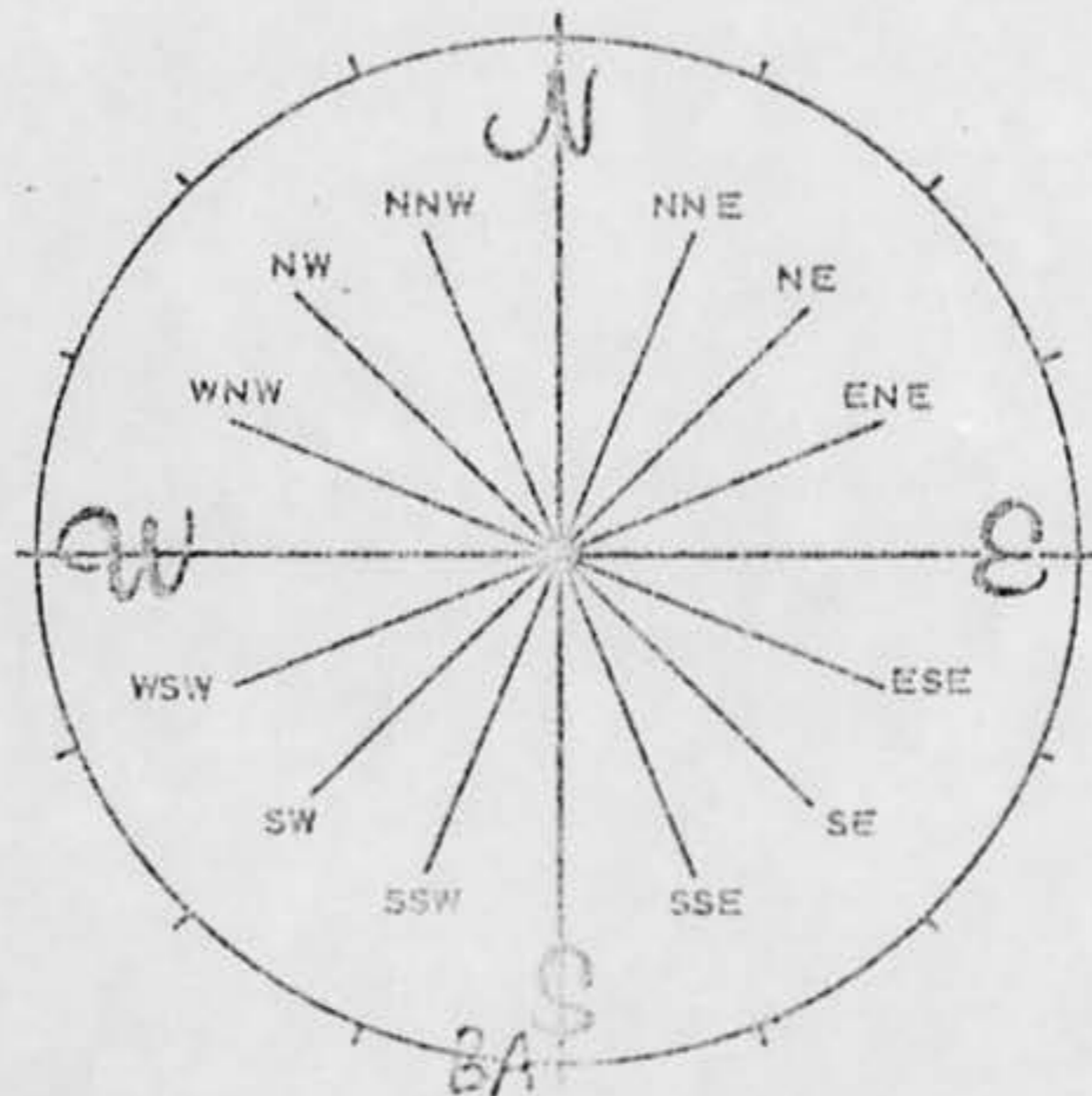
5. WHERE WERE YOU WHEN YOU SAW THE PHENOMENON? IF IN CITY, GIVE THE NEAREST STREET ADDRESS AND INDICATE ON A HAND DRAWN MAP WHERE YOU WERE STANDING WITH REFERENCE TO THE ADDRESS. IF IN THE COUNTRY, IDENTIFY THE HIGHWAY YOU WERE ON OR NEAR AND TRY TO FIX A DISTANCE AND DIRECTION FROM SOME RECOGNIZABLE LANDMARK.

*at the edge of a pasture about a mile off  
Youngblond about half mile from  
Cresce River.*

6. IMAGINE YOU ARE AT THE POINT SHOWN IN THE SKETCH. PLACE AN "A" ON THE CURVED LINE TO SHOW HOW HIGH THE PHENOMENON WAS ABOVE THE HORIZON, OR SKYLINE, WHEN FIRST SEEN. PLACE A "B" ON THE SAME CURVED LINE TO SHOW HOW HIGH ABOVE THE HORIZON THE PHENOMENON WAS WHEN LAST SEEN.



6A. NOW IMAGINE YOU ARE AT THE CENTER OF THE COMPASS ROSE. PLACE AN "A" ON THE COMPASS TO INDICATE THE DIRECTION TO THE PHENOMENON WHEN FIRST SEEN. PLACE A "B" ON THE COMPASS TO INDICATE THE DIRECTION TO THE PHENOMENON WHEN LAST SEEN.



7. IN THE SKETCH BELOW, PLACE AN "A" AT THE POSITION OF THE PHENOMENON WHEN FIRST SEEN, AND A "B" AT THE POSITION OF THE PHENOMENON WHEN LAST SEEN. CONNECT THE "A" AND "B" WITH A LINE TO APPROXIMATE THE MOVEMENT OF THE PHENOMENON BETWEEN "A" AND "B". THAT IS, SCHEMATICALLY SHOW WHETHER THE MOVEMENT APPEARED TO BE STRAIGHT, CURVED OR ZIG-ZAG. REFER TO SMALLER SKETCH AS AN EXAMPLE OF HOW TO COMPLETE THE LARGER SKETCH.

