

PROJECT 10073 RECORD

1. DATE - TIME GROUP 19 Sept 67	2. LOCATION Upper Darby, Penna. (1 Witness)
3. SOURCE Civilian	10. CONCLUSION Sighting: Other: (UNRELIABLE REPORT) Photos: INSUFFICIENT DATA FOR EVALUATION
4. NUMBER OF OBJECTS One	
5. LENGTH OF OBSERVATION Not Reported	11. BRIEF SUMMARY AND ANALYSIS No information on sighting itself. COMMENTS: The observer has seen numerous UFOs. While writing xxx about one sighting he stated "it always came back at least three times a night". The observer is only 14 years old. (See also 27 Jan 68).
6. TYPE OF OBSERVATION Ground-Visual	
7. COURSE Not Reported	
8. PHOTOS <input checked="" type="checkbox"/> Yes <input type="checkbox"/> No	
9. PHYSICAL EVIDENCE <input type="checkbox"/> Yes <input checked="" type="checkbox"/> No	

30. Have you ever seen this, or a similar object before. If so give date or dates and location. I have seen this object 7 times before the dealer at: Sep. 19, 1967, Sep. 19, 1967, Oct. 12, 1967, Nov. 27, 1967, Nov. 29, 1967, Dec. 12, 1967, and Dec. 5, 1967

31. Was anyone else with you at the time you saw the object? (Circle One) Yes No

31.1 IF you answered YES, did they see the object too? (Circle One) Yes No

31.2 Please list their names and addresses:

Mrs. [redacted] Upper Darby Pa.
Mrs. [redacted] Upper Darby Pa.

32. Please give the following information about yourself:

NAME [redacted] [redacted] [redacted]
Last Name First Name Middle Name

ADDRESS [redacted] Upper Darby Pennsylvania
Street City Zone State

TELEPHONE NUMBER [redacted] AGE 14 SEX Male

Indicate any additional information about yourself, including any special experience, which might be pertinent.

33. When and to whom did you report that you had seen the object? I reported it to [redacted] on 27 [redacted] 1968

34. Date you completed this questionnaire:

8

February

1968

Day

Month

Year

35. Information which you feel pertinent and which is not adequately covered in the specific points of the questionnaire or a narrative explanation of your sighting.

As you know from the forms I have filled out I have seen V. F. O. a seven times before. I would like to give you a description of the objects. The first time I saw a V. F. O. I took a picture of it which I will enclose along with the negative. The last time that I sighted a V. F. O. was on January 27, 1968. I saw these V. F. O. s before they looked whitish and I was in my house at least 40 feet away from it. It moved very fast and then slowed up and hovered and blew away it always come back at least three times a night. The lights on the V. F. O. blinked off and on. It stayed near lights, trees, and buildings so it could not be photographed. The only reason I got one picture was because I was outside the first time. If you wish to know anything else do not hesitate to contact me.

19 Sept 67
- 27 Jun 68

TDPT (UFO) Lt Col Quintanilla/70916/mhs/27 Jun 68

27 JUN 1968

UFO Photograph, 19 September 1967

Mr. [REDACTED]

Upper Darby, Pennsylvania 19023

Reference your photograph of an unidentified flying object (UFO) of 17/19 September 1967. Since you failed to provide the data we requested, a photo analysis has not been accomplished on your negative. Your original negative and print are inclosed.

Q DIRECTOR QUINTANILLA, Jr, Lt Colonel, USAF
Chief, Aerial Phenomena Office
Aerospace Technologies Division
Production Directorate

1 Atch
B&W Negative & Print

TDPT (UFO) OFFICIAL FILE CY

19 Sep 67-photo
27 Jan 68

TDPT (UFO) Lt Col Quintanilla/70916/mhs/29 May 68


UFO Observation & Photograph, 19 Sep 67

31 MAY 1968

Mr. [REDACTED]
Project Coordinator
University of Colorado

1. Reference your letter of 27 March 1968 in which you requested information on a photograph that was mentioned in an unidentified flying object (UFO) report of 27 January 1968 addressed to McGuire AFB, New Jersey. Please excuse the delay in replying, however, we had filed the sighting under 19 September 1967, the date on which the witness said he took the photograph. The negative was sent, stapled to a print of the "UFO" with the original report. There is no object as such, but only several very indistinct lights. We requested information on the sighting and photographic data several times but the observer failed to respond.

2. We do have a completed AF Form 117 on the witness's 27 January sighting. All in all, it isn't very impressive.

 LT COLONEL QUINTANILLA, Jr, Lt Colonel, USAF
Chief, Aerial Phenomena Office
Aerospace Technologies Division
Production Directorate

19 Sep 67

8 MAY 1968

TDPT (UFO) Lt Col Quintanilla/70916/mhs/8 May 68

UFO Photograph, 19 September 1967

NAGER

Mr. [REDACTED]

Upper Darby, Pennsylvania 19023

1. Reference your unidentified observation of 27 January 1968 and photograph of an UFO of 19 September 1967. Although your sighting of 19 September 1967 is too old to investigate, if you would complete the inclosed AF Form 117 and Photographic Data Sheet on your sighting we would appreciate it.
2. After we have received this material and have duplicated your photograph we will return your original negative and print to you.
3. Thank you for reporting your observations to the Air Force.


HECTOR QUINTANILLA, Jr, Lt Colonel, USAF
 Chief, Aerial Phenomena Office
 Aerospace Technologies Division
 Production Directorate

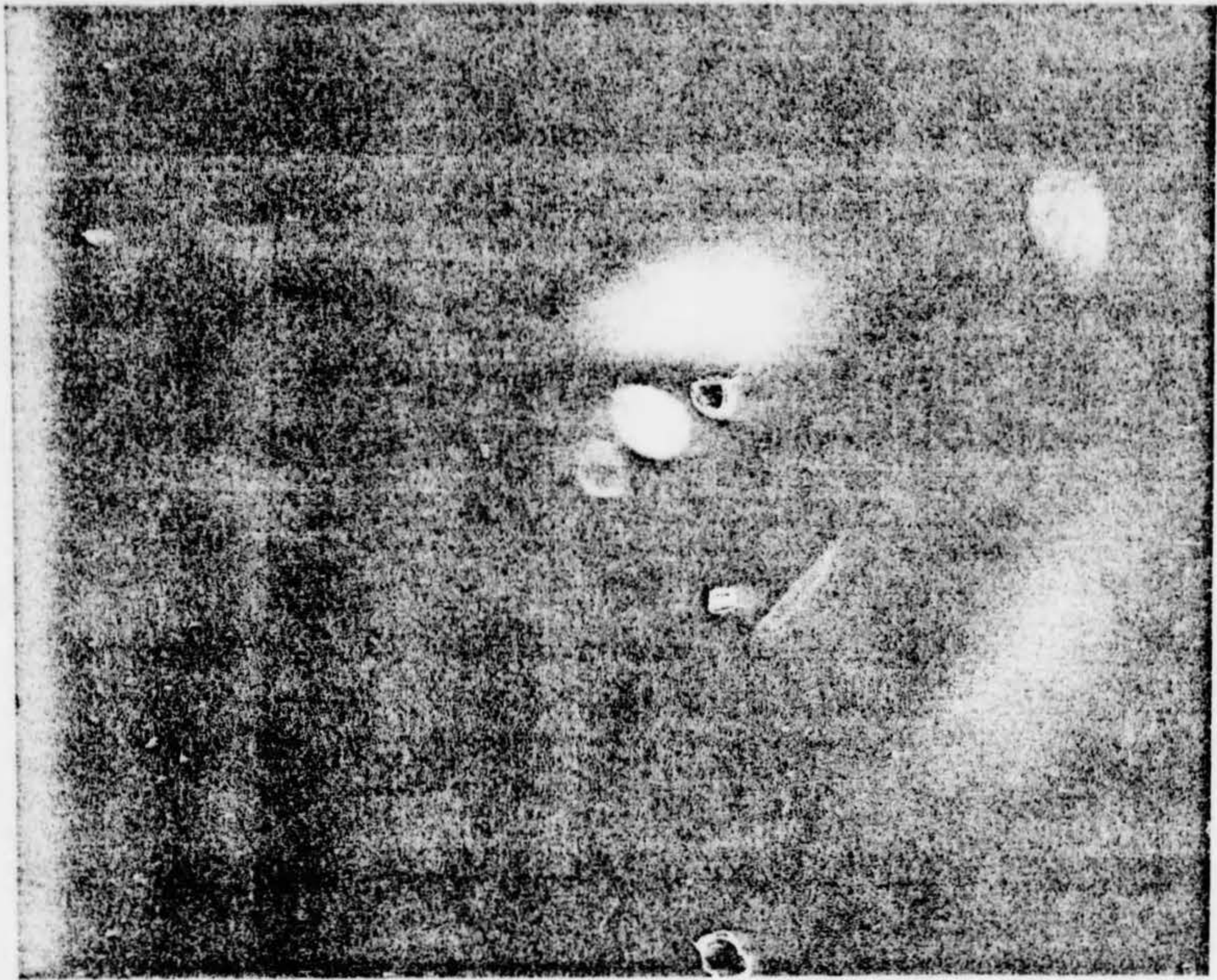
- 2 Atch
 1. AF Form 117 w/envelope
 2. Photo Data Sheet

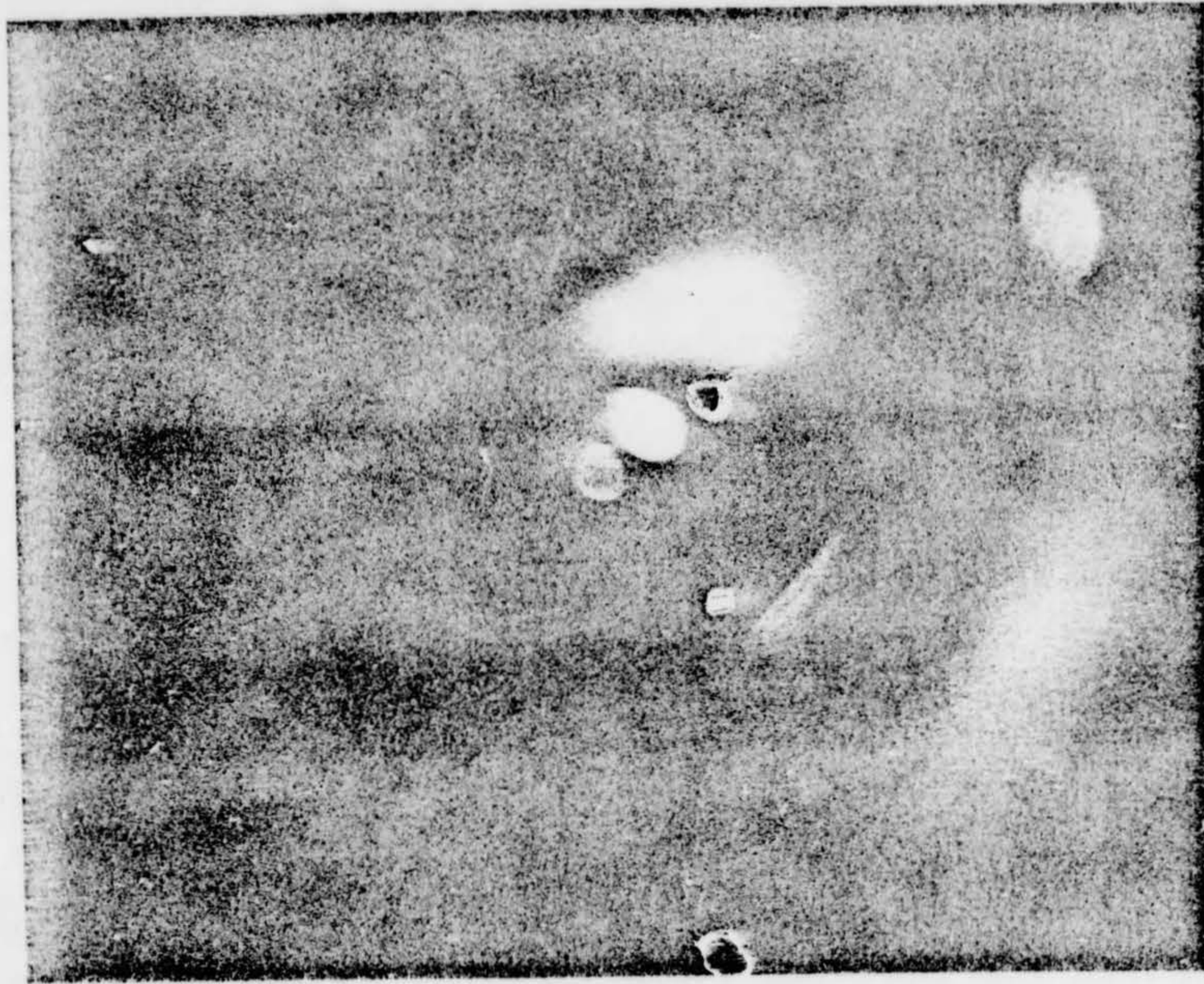
TDPT (UFO) OFFICIAL FILE CY

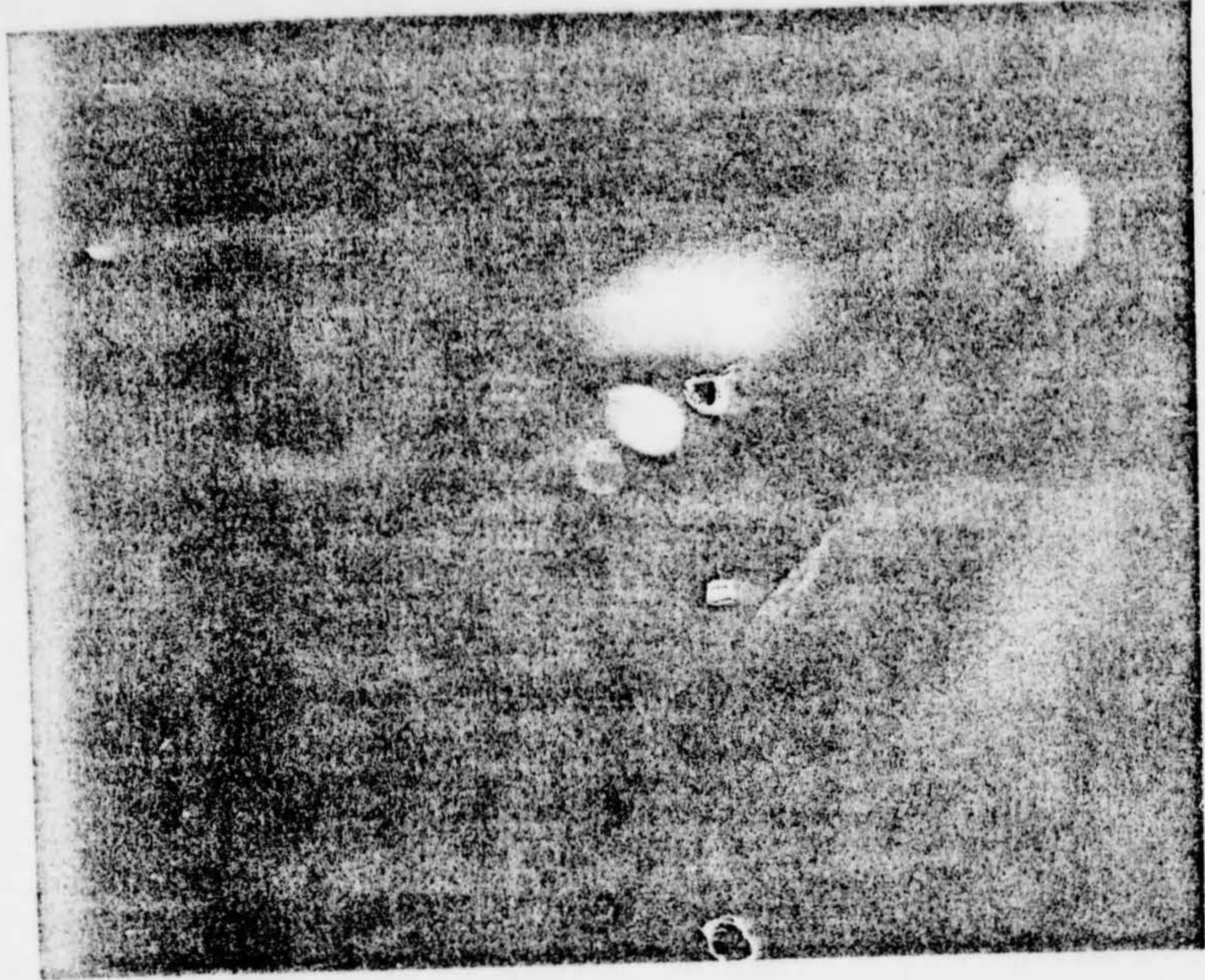
PHOTO

Hq 438th Air Base Group (OBO)
McGuire AFB, NJ 08641









Case include three (3) 5"x7" photographs.

UNIVERSITY OF COLORADO
BOULDER, COLORADO 80302

202 Woodbury Hall
DEPARTMENT OF PHYSICS AND ASTROPHYSICS

27 March 1968

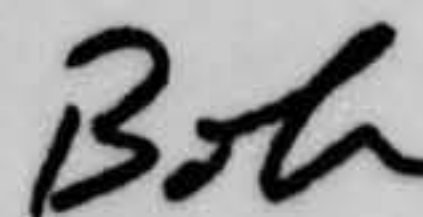
Major Hector Quintanilla, Jr.
Chief, Aerial Phenomena Office
Aerospace Technologies Division
Production Directorate
Department of the Air Force
Wright-Patterson Air Force Base
Ohio 45433

Dear Hector:

Did you get the photograph that the observer,
in reporting the McGuire AFB sighting of 27 January
1968, said he had taken (and would send you) in connection
with another UFO sighting?

Regards,

Sincerely yours,



Robert J. Low
Project Coordinator
UFO Study

THE FOLLOWING UFO REPORT WAS FORWARDED TO THE UNIVERSITY OF COLORADO
ON 15 MARCH 1968

27 JANUARY 1968

Upper Darby, Pennsylvania

8. IF you saw the object at NIGHT, what did you notice concerning the STARS and MOON?

8.1 STARS (Circle One):

- a. None
- b. A few
- c. Many
- d. Don't remember

8.2 MOON (Circle One):

- a. Bright moonlight
- b. Dull moonlight
- c. No moonlight—pitch dark
- d. Don't remember

9. What were the weather conditions at the time you saw the object?

CLOUDS (Circle One):

- a. Clear sky
- b. Hazy
- c. Scattered clouds
- d. Thick or heavy clouds

WEATHER (Circle One):

- a. Dry
- b. Fog, mist, or light rain
- c. Moderate or heavy rain
- d. Snow
- e. Don't remember

10. The object appeared: (Circle One):

- a. Solid
- b. Transparent
- c. Vapor
- d. As a light
- e. Don't remember

11. If it appeared as a light, was it brighter than the brightest stars? (Circle One):

- a. Brighter
- b. Dimmer
- c. About the same
- d. Don't know

11.1 Compare brightness to some common object:

it was brighter than 100 watt bulb, brighter than the moon.

12. The edges of the object were:

- (Circle One):
- a. Fuzzy or blurred
 - b. Like a bright star
 - c. Sharply outlined
 - d. Don't remember

e. Other _____

13. Did the object:

(Circle One for each question)

- | | | | |
|---|--------------------------------------|-------------------------------------|------------|
| a. Appear to stand still at any time? | <input checked="" type="radio"/> Yes | No | Don't know |
| b. Suddenly speed up and rush away at any time? | <input checked="" type="radio"/> Yes | No | Don't know |
| c. Break up into parts or explode? | Yes | <input checked="" type="radio"/> No | Don't know |
| d. Give off smoke? | Yes | <input checked="" type="radio"/> No | Don't know |
| e. Change brightness? | <input checked="" type="radio"/> Yes | No | Don't know |
| f. Change shape? | Yes | <input checked="" type="radio"/> No | Don't know |
| g. Flash or flicker? | <input checked="" type="radio"/> Yes | No | Don't know |

Official U.S. Air Force

Page 3

14. Did the object disappear while you were watching it? If so, how? *The U. F. O. disappeared by going behind buildings and trees.*

15. Did the object move behind something at any time, particularly a cloud?

(Circle One):

Yes

No

Don't know.

IF you answered YES, then tell what

it moved behind: *a building and a tree and later reappeared.*

16. Did the object move in front of something at any time, particularly a cloud?

(Circle One):

Yes

No

Don't know.

IF you answered YES, then tell what

in front of:

17. Tell in a few words the following things about the object:

a. Sound *none it moved quietly.*

b. Color *it was a bright white.*

18. We wish to know the angular size. Hold a match stick at arm's length in line with a known object and note how much of the object is covered by the head of the match. If you had performed this experiment at the time of the sighting, how much of the object would have been covered by the match head?

about 1/3 of it.

19. Draw a picture that will show the shape of the object or objects. Label and include in your sketch any details of the object that you saw such as wings, protrusions, etc., and especially exhaust trails or vapor trails. Place an arrow beside the drawing to show the direction the object was moving.

UFO form continued

20. Do you think you can estimate the speed of the object?

(Circle One) Yes No

IF you answered YES, then what speed would you estimate? _____

21. Do you think you can estimate how far away from you the object was?

(Circle One) Yes No

IF you answered YES, then how far away would you say it was? 40 feet

22. Where were you located when you saw the object?

(Circle One):

- a. Inside a building
- b. In a car
- c. Outdoors
- d. In an airplane (type)
- e. At sea
- f. Other _____

23. Were you (Circle One)

- a. In the business section of a city?
- b. In the residential section of a city?
- c. In open countryside?
- d. Near an airfield?
- e. Flying over a city?
- f. Flying over open country?
- g. Other at home

24. IF you were MOVING IN AN AUTOMOBILE or other vehicle at the time, then complete the following questions:

24.1 What direction were you moving? (Circle One)

- a. North
- b. Northeast
- c. East
- d. Southeast
- e. South
- f. Southwest
- g. West
- h. Northwest

24.2 How fast were you moving? _____ miles per hour.

24.3 Did you stop at any time while you were looking at the object?

(Circle One) Yes No

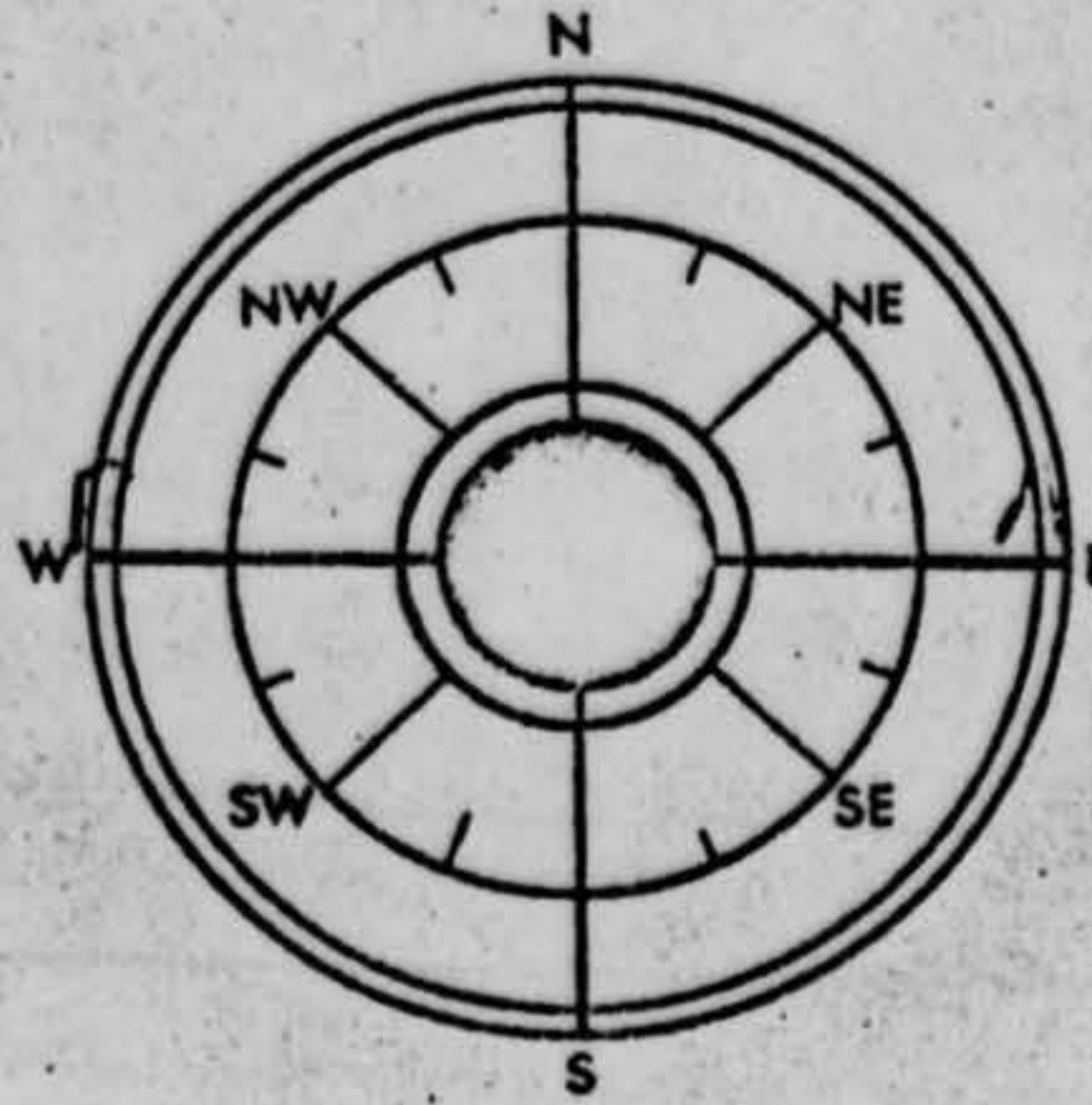
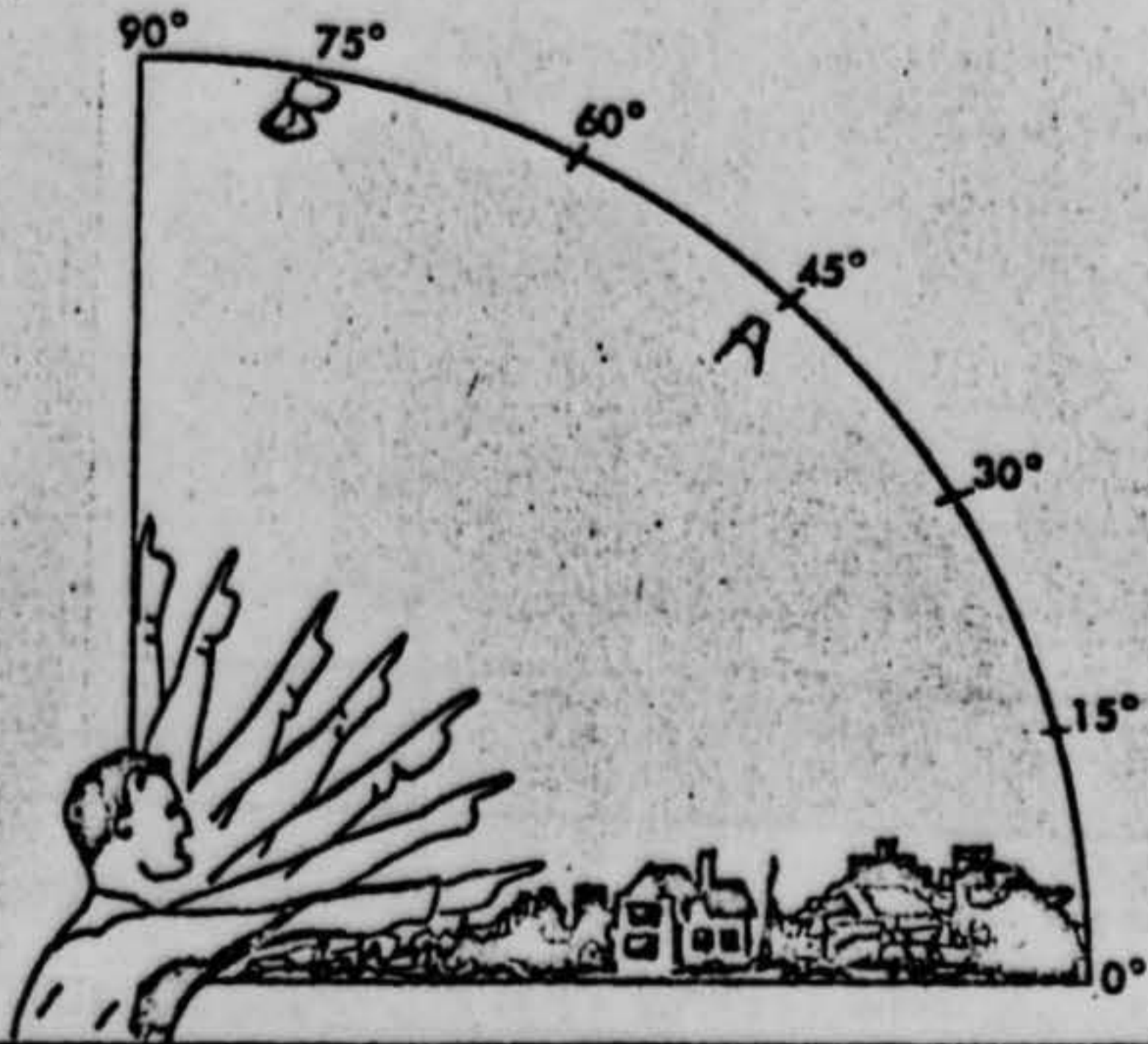
25. Did you observe the object through any of the following?

- | | | | | | |
|-----------------|--------------------------------------|-------------------------------------|----------------|--------------------------------------|-------------------------------------|
| a. Eyeglasses | Yes <input type="radio"/> | No <input checked="" type="radio"/> | e. Binoculars | Yes <input checked="" type="radio"/> | No <input type="radio"/> |
| b. Sun glasses | Yes <input type="radio"/> | No <input checked="" type="radio"/> | f. Telescope | Yes <input checked="" type="radio"/> | No <input type="radio"/> |
| c. Windshield | Yes <input type="radio"/> | No <input checked="" type="radio"/> | g. Theodolite | Yes <input type="radio"/> | No <input checked="" type="radio"/> |
| d. Window glass | Yes <input checked="" type="radio"/> | No <input type="radio"/> | h. Other _____ | | |

26. In order that you can give as clear a picture as possible of what you saw, describe in your own words a common object or objects which, when placed up in the sky, would give the same appearance as the object which you saw.

A hubcap on a round piece of steel.

27. In the following sketch, imagine that you are at the point shown. Place an "A" on the curved line to show how high the object was above the horizon (skyline) when you first saw it. Place a "B" on the same curved line to show how high the object was above the horizon (skyline) when you last saw it. Place an "A" on the compass when you first saw it. Place a "B" on the compass when you last saw the object.



28. Draw a picture that will show the motion that the object or objects made. Place an "A" at the beginning of the path, a "B" at the end of the path, and show any changes in direction during the course.



29. IF there was MORE THAN ONE object, then how many were there? Two
 Draw a picture of how they were arranged, and put an arrow to show the direction that they were traveling.

