

PROJECT 10073 RECORD

<b>1. DATE - TIME GROUP</b> 30 June 66 01/0535Z	<b>2. LOCATION</b> Powell <del>Wagon</del> , Idaho (1 Witness)
<b>3. SOURCE</b> Civilian	<b>10. CONCLUSION</b> Probable Astro (L. TEOM) ✓ <i>jad</i>
<b>4. NUMBER OF OBJECTS</b> One	
<b>5. LENGTH OF OBSERVATION</b> 5 Seconds	<b>11. BRIEF SUMMARY AND ANALYSIS</b> Observer noted bright pale green colored object about as bright as a 2d magnitude star. Object was visible for about 5 seconds before disappearing behind a tree. Green light appeared to pulsate as it traveled. Object compared in brightness, speed and movement as the Echo Satellite.
<b>6. TYPE OF OBSERVATION</b> Ground-Visual	
<b>7. COURSE</b> E	
<b>8. PHOTOS</b> <input type="checkbox"/> Yes <input checked="" type="checkbox"/> No	
<b>9. PHYSICAL EVIDENCE</b> <input type="checkbox"/> Yes <input checked="" type="checkbox"/> No	

34. Date you completed this questionnaire:


18      12      1966  
Day      Month      Year

35. Information which you feel pertinent and which is not adequately covered in the specific points of the questionnaire or a narrative explanation of your sighting.

THIS OBJECT WAS NOT AN AIR PLANE.

AS MENTIONED IN MY LETTER THIS OBJECT SEEMED ABOUT THE SAME BRIGHTNESS, MOVED AT THE SAME SPEED & IN THE GENERAL DIRECTION AS THE ECHO SATELITE WHICH I HAVE SEEN PREVIOUSLY.

IT'S MAIN LIGHT IS TO THE LEFT & IS FULL ORIGIN  
KUNSATHE LIGHT



*To be read by Miss Turnure*

SAF-OICC/W-P/Miss Turnure/bp/79079/18 Aug 67

AUG 18 1967

Dear [REDACTED]

This will reply to your letter in which you reported your unidentified observation of June or July 1966.

With the information submitted, it would be extremely difficult to offer much of an explanation. Essential data such as maneuvers, flight characteristics, and duration of sightings are essential in a comprehensive evaluation. Had you reported your observation to the nearest military installation at the time, an evaluation would have been possible. The local UFO investigator is in a far better position to conduct an on-the-spot investigation. Your information will be added to our present data.

The inclosed Project Blue Book report may be of interest to you.

Thank you for reporting your observation to the Air Force.

Sincerely,

BARNETT B. YOUNG  
Lt Colonel, USAF  
Chief, Civil Branch  
Community Relations Division  
Office of Information

Attachment

[REDACTED]

Menlo Park, California 94025

COORDINATED By (Office Symbol, Name, Grade, Date)			
SAFOI-CC	SAFOI-C		

~~Card cy - SAF-OIC~~  
Comb cy - SAF-OIC  
Reader cy - SAF-OIC  
Activity cy - SAF-OIC  
Stayback

Proposed reply to letter from Gail Garrison, July 28, 1967 (Sighting 1966)

Dear Miss ~~██████████~~

*2. Can write reply to*

Reference your letter in which you reported your unidentified observation of June or July 1966.

With the information submitted, it would be extremely difficult to offer much of an explanation. Essential data such as maneuvers, flight characteristics, and duration of sighting are ~~quite important~~ <sup>essential</sup> in a comprehensive evaluation. ~~If you had~~ <sup>if you</sup> reported your observation to ~~your~~ <sup>the</sup> nearest military installation at the time, an evaluation would have been possible. The local UFO investigator is in a far better position to conduct an on-the-spot investigation. Your information will be added to our present data.

The inclosed ~~information~~ <sup>report</sup> on Project Blue Book may be of interest to you. Thank you for reporting your observation to the Air Force.

*No Case Safe Copy*

*Seen on July 67*

AUG 14 1967

Proposed reply to letter from [REDACTED] <sup>to Special</sup> July 28, 1967 (Sighting 1966)

Dear Miss [REDACTED]:

Reference your letter in which you reported your unidentified observation of June or July 1966.

With the information submitted, it would be extremely difficult to offer much of an explanation. Essential data such as maneuvers, flight characteristics, and duration of sighting are quite important in a comprehensive evaluation. If you had reported your observation to your nearest military installation at the time, an evaluation would have been possible. The local UFO investigator is in a far better position to conduct an on-the-spot investigation. Your information will be added to our present data.

The inclosed information on Project Blue Book may be of interest to you. Thank you for reporting your observation to the Air Force.

[REDACTED]  
Mesa Park, Calif. 94025

July 28, 1967

Post Office Box  
Wright-Patterson Air Force Base  
Dayton, Ohio

Dear Sirs:

Last summer on a Monday in the last week of June or July 1966, I thought I saw a UFO. It was a sphere with a half-twisted half-cone at each end set so the wide end of the cone was on the sphere facing opposite each other. It was 2 or 3 times higher than the trees and slipping out our end. It was small but big enough to hold a man. It was moving southeast parallel with the street. It was approx. 7:00 AM. Pacific time. I am 13 years old. The post mark I put on the address don't match because I am on vacation.

Sincerely yours,  
[REDACTED]

No Case Info only 15 June 66

Rio, Wisc

SAF-OICCC/cassel/bev/79079/7Feb67  
DRAFT

Dear Mr. ██████████

President Johnson has asked that I reply to your recent letter concerning your unidentified flying object (UFO) sightings.

The Air Force has the responsibility of investigating UFO reports and evaluating whether such objects pose a threat to our national security. We have been investigating UFOs for nearly two decades and to date we have no tangible evidence which proves the existence and inter-planetary mobility of extraterrestrial life. In our opinion, UFOs exist as misinterpretations of known natural phenomena or conventional objects.

However, we only investigate UFOs reported to us. I am inclosing FTD Form 164 which can be used in officially reporting a sighting to us. Since you state that you have not sighted this object since the advent of cold weather, perhaps with the coming of spring you will observe it again. If you should see it again, we would appreciate your filling out the inclosed form in its entirety and returning it to us. We could then evaluate your sighting. If we are unable to find a logical answer, then your case will be categorized UNIDENTIFIED.

As requested, I am mailing this letter to your office address. Rest assured that the Air Force takes every precaution to protect those who request it from undue (and unwanted) publicity.

Sincerely,

Attachments-

BB  
FTP  
VB

June 11, 1946  
Kew, Wis.

Dear Mr. President:

Sir I am writing this letter to you at 3:45 in the morning. The reason being that I do not want ~~to~~ to be told by my wife that I am foolish for doing this.

Sir: to start my story is that I work as a Mechanic for the Columbia County Hwy Dept. at Wyanona Wis. and I don't make enough to support my family there as I just barely make \$3,000 a year. Therefore I have to do Body and fender work at home in my Garage to help pay my bills.

This Sir, is why I happened to notice the object in the Sky.

Sir, this was in the middle of June 1946. I was going from the house to the Garage where I happened to look up in the sky to the west of my home and there I saw this object darting around in the sky. It had what appeared to be a revolving warning light on it. Color was Red & yellow and white. I watched it for a while and

determined that this was not any ordinary aircraft of wing type as it could stay in one place for a long time. So from then on it became a task which I just had to do and by doing it I learned a lot.

I have not binoculars or telescope but I still studied it. This was the same time that a few pilots of air craft had seen objects in this air area and upon reporting it got the story that they were meteorites well I in this held these pilots but not me. Because I had already observed this vehicle maneuvering about the sky. I watch it when there was other air craft in sight enough to believe. That the time the U.F.C. was spotted in Minn. and our intercept jets tried to over take them these objects were said to have cut down our jets. I have reasons to believe this false because I said I observed them with other aircraft in the area.

this unit did disappear from my view during the passing of the other aircraft. But reappeared in same location as before after the aircraft passed. I guess this was what stirred me in to doing what I did. I started trying to signal the U. F. O. with a flash light and I done this for several nights.

Then I notice this unit was appearing closer to me in the sky. Then in the month of July I still kept the flash light going unknown even to my wife as she would of been scared to death because of our children and not knowing what this unit was. Well it was well into the month of August when I seemed to of at least made contact. As this unit began to fly in a football shaped pattern over my home.

Then one night I was signaling it and I am sorry to say sir. But I am afraid that I got scared you see I was signaling it again.

FTD (TDETR)/H  
Wright-Patterson AFB, Ohio  
12 August 1966


[REDACTED]  
[REDACTED]  
Meridian, Idaho 83642

Dear [REDACTED]

Reference your unidentified observation of 30 June 1966. The information in your letter was not sufficient for evaluation. Request you complete the attached FTD Form 164 and return it in the envelope provided.

We wish to thank you for reporting your observation to the Air Force.

Sincerely,

  
HECTOR QUINTANILLA, Jr, Major, USAF  
Chief, Project Blue Book

OFFICIAL FILE COPY

TDETR  
Office of Record

4

and I noticed it disappeared from view well I thought that this was the end of my H.F.O. Well Sir I am here to tell you that it was not because I looked back up toward the sky and there not 30 feet from where I stood was the H.F.O. in the sky at tree top height with the red light on. It was then that I notice something very strange Sir: I too have heard people say that they sounded like this or that and that they whooped and so fourth. Well Sir I must tell you that I stood right where I was and shock as there was no sound at all to this vehicle. Which lead to wonder how it could be detected on radar because I new then that it could of land right near and I would of never heard it. This also got me to wondering about the engine and what type fuel if any it used. So after this I can

it in the sky until the middle of Oct<sup>r</sup> Now since it has gotten cold I have not seen it and this got me to wondering if this U.F.O. could not stand the cold weather either because of its Power suit or because it was too cold for its pilot. I myself wonder if these are from outer space.

Well, Sir I must tell you that this letter is not funny nor is it a hoax in anyway. I did not contact local ~~with~~ help as all they do is make you look small and believe me I am small enough right now. You see Sir I have a hurt in me that no doctor can cure and I have to live with it I can't tell my children about it at the age of 34 I am hopeless I don't dare even tell my Employer as I would be without a job. I have tried to borrow money to start my own Business but can't as they ask for my service record and I see this is the part that

6

hurts I can't tell them as  
I was dishonorably Discharge for  
a. w. o. l. in 1956 By President  
Eisenhower. They say live it down  
well I haven't been able to do  
this well enough of I hat if you  
wish any more about this I am  
sure you have my record.

But Sir the four part of this  
letter contains the truth I swear  
it on the Bible and I have made  
up my mind I hat if this S. F. O.  
returns and I can I will signal  
it again only this I won't be  
scared as I will be expecting what  
it will do and I will try my best to  
get it to land so I can stop this  
gossip about S. F. O.

If you wish to contact me  
Please contact me through the  
Place I work. The address is  
Columbia County Hwy Dept, Wyanona  
Wisconsin. The only reason I do  
not wish to have you contact  
me at home is my wife as she did  
not want me to write this letter.



TDETR

Observation, 15 Jun 66, Indianapolis, Indiana

JUL 7 1966

Hq USAF SAFOICC (Mrs. Hunt)

Reference the attached letter from [redacted] regarding an observation which he made on 15 June 1966. The following is a suggested reply:

a. Dear M [redacted]

The National Science Foundation has forwarded your letter to the Air Force for appropriate action.

Your description and drawing of the meteorological phenomena which you observed is indeed beautiful. Project Blue Book has not received any other reports describing a similar phenomena on 15 June.

Thank you for your interesting report.

FOR THE COMMANDER

*E. T. de J.*  
ERIC T. de JONCKHEERE, Colonel, USAF  
Deputy for Technology and Subsystems

1 Atch  
Ltr, R. Parker

COORDINATION  
ORIGINATOR:

*H. Quintanilla, Jr.*  
TDETR MAJ H QUINTANILLA, JR DATED 6 July 66

*J. R. [unclear]*  
TDET DATED 6 July 66

TDETR OFFICIAL FILE CY

[REDACTED]  
Indianapolis, 18, Indiana.

June 16, 1966

National Science Foundation,  
Washington, D. C.

Gentlemen:

I am sorry I am not a better artist. The attached drawing is a crude replica of the most beautiful morning scene I have ever witnessed. The moon like a brilliant silv'ry scimitar clove to a bowling ball of pure ebony. Venus, never lovelier, was as pretty as a newly crowned beauty queen. Strange, but the path of Surveyor 9 was clearly visible, and ominous wintry black clouds streaked the western sky. Facing the south, I could feel ever so gently the coming sun on my left cheek, but the chilly bite of winter on my right cheek.

I was wondering if perhaps you had any reports from stationed meteorologists witnessing a similar phenonomen. I saw this at about 4:27 AM on June 15th.

Yours very truly,

[REDACTED]  
[REDACTED]  
Esoterist-Natural  
Science.

Unidentified Flying Objects (UFO)



4:27 AM  
6-15-66

NO CASE, INFO ONLY

15 June 66 0827Z  
INDIANAPOLIS, INDIANA

Mrs. Hunt/bp/SAFOICC/72842/26 Jul 66

JUL 27 1966

Dear [REDACTED]

Your letter to the National Science Foundation has been forwarded to this office for action.

We have not received any other reports of meteorological phenomena on June 15 such as that described in your letter. Please see page 10 of the attached report on Project Blue Book for information on such phenomena.

Sincerely,

1 Atch  
Blue Book Report

GEORGE P. FREEMAN, JR.  
Lt Colonel, USAF  
Chief, Civil Branch  
Community Relations Division  
Office of Information

[REDACTED]

Indianapolis 13, Indiana

COORDINATED By (Office Symbol, Name, Grade, Date)			
SAFOI-CC	SAFOI-C		
Hunt			
She			
Freeman			

✓ Coord cy - SAF-OIC  
Comb cy - SAF-OIC  
Reader cy - SAF-OIC  
Activity cy - SAF-OIC  
Stayback

NO Case Info only 16 JUNE 66

~~16 Jan 67~~  
Haddon Heights, N.J.

TDET/UFO

13 February 1967

Request for UFO Information

USAF (SAFOICC)

Reference the attached letters from [redacted] and [redacted] requesting information on unidentified flying objects. Proposed replies have been prepared and are with their respective letters.

FOR THE COMMANDER

JAMES C. MANATT, Colonel, USAF  
Director of Technology and Subsystems

- 2 Atchs
- 1. Ltr, [redacted] 26 Jan 67
- 2. Ltr, [redacted] 28 Jan 67

TDET/UFO OFFICIAL FILE COP Y

To Inforce 14 Feb 67

1943  
1943

1943

1943

1943

1943

1943

1943

1943

1943

[REDACTED]

Send 104

Proposed reply to letter from [REDACTED], 26 January 1967

Dear [REDACTED]

Reference your letter of 26 January 1967 reporting your observation of approximately 800 alleged unidentified flying objects on the night of 16 June 1966. At this late date, a meaningful comprehensive analysis is not possible; however, the information will be filed for information purposes only. A check of our files did not reveal a similar sighting on the night of 16 June 1966.

Thank you for reporting your observation to the Air Force.

TDET/UFO OFFICIAL FILE COPY



1870

1870

1870

1870

~~File~~ No Case  
Info Only

17 June 67

Proposed reply to letter from [REDACTED], postmarked May 29, 1967

Dear Mr. [REDACTED]:

This replies to your recent correspondence in which you mentioned your unidentified observation of June 17, 1966 and subsequent photographs.

Additional information on your sighting and your original negative are needed to perform a scientific investigation. Also request you clarify the date of your sighting. Request you complete the attached photographic data sheet and FTD Form 164 and return them with your original negative. Upon completion of analysis we will return your negative and print along with our findings.

- 2 Incl  
1. FTD Form 164 w/envelope  
2. Photographic Data Sheet

SAFOICC/JAD/79079/27 Jun 67

JUN 28 1967

Dear **[REDACTED]**

This replies to your recent correspondence in which you mentioned your unidentified observation of June 17, 1966 and subsequent photographs.

The delay in reporting your observation prevents a comprehensive investigation, since air activity records are normally destroyed after thirty days.

In the future, if you should observe another unidentified object, please contact the nearest Air Force installation.

For your information I have attached a copy of "Project Blue Book," the Air Force UFO program. Your interest in our program is appreciated.

Sincerely,

GEORGE P. FREEMAN, JR.  
Lt Colonel, USAF  
Chief, Civil Branch  
Community Relations Division  
Office of Information

Attachment (BB)

**[REDACTED]**  
Holtville, California 92250

MEMO FOR RECORD: No street address given.

COORDINATED BY: SAFOI-CC

/ SAFOIC Coord cy  
Cmbk cy  
Rdrs cy  
Acty cy  
Stbk cy

*Rademacher*

Dear Mr. [REDACTED]

This replies to your recent correspondence in which you mentioned your unidentified observation of June 17, 1967 and subsequent photographs. <sup>6</sup>

~~Additional information on your sighting and your original negative are needed to perform a scientific investigation. Also, request you clarify the date of your sighting. Request you complete the attached photographic data sheet and FTD Form 164 and return them with your original negative. Upon completion of analysis we will return your negative and print along with our findings.~~

Sincerely,

GEORGE P. FREEMAN, JR.  
Lt Colonel, USAF  
Chief, Civil Branch  
Community Relations Division  
Office of Information

Attachments (Photo data sheet, FTD 164 & W-Pat envelop)

Mr. [REDACTED]  
Holtville, California 92250

MEMO FOR RECORD: No street address given & he stated that his observation was on June 17, 1966.

↓ \*(The delay in reporting your observation prevents a comprehensive investigation, since air activity records are normally destroyed after thirty days.)

In the future, if you should observe another unidentified object, please contact the nearest Air Force installation.)

*P*

United States Air Force  
Washington, D.C.

[REDACTED]  
Holtville, Calif.

Dear sir:

I have enclosed a photograph of a UFO, that I took on June 17, 1966. I was walking to the Pine Market located on Pine Avenue. It appeared as a small disk, which was probably 150 feet up. I had a camera with me at the time, since I had just got of a trip from Los Angeles. Please do not use my name if you should have an offer from a magazine company for the photograph.

Sincerely yours,  
[REDACTED]

PS This photo is not a fake but is what I saw.



8. IF you saw the object at NIGHT, what did you notice concerning the STARS and MOON?

8.1 STARS (Circle One):

- a. None
- b. A few
- c. Many
- d. Don't remember

8.2 MOON (Circle One):

- a. Bright moonlight
- b. Dull moonlight
- c. No moonlight - pitch dark
- d. Don't remember

*DAWN CONDITIONS*

9. What were the weather conditions at the time you saw the object?

CLOUDS (Circle One):

- a. Clear sky
- b. Hazy
- c. Scattered clouds
- d. Thick or heavy clouds

WEATHER (Circle One):

- a. Dry
- b. Fog, mist, or light rain
- c. Moderate or heavy rain
- d. Snow
- e. Don't remember

10. The object appeared: (Circle One):

- a. Solid
- b. Transparent
- c. Vapor
- d. As a light
- e. Don't remember

11. If it appeared as a light, was it brighter than the brightest stars? (Circle One):

- a. Brighter
  - b. Dimmer
  - c. About the same
  - d. Don't know
- see explanation item 35*

11.1 Compare brightness to some common object:

*at first it was like a partially full moon seen through mist*

12. The edges of the object were:

*see explanation*

- (Circle One):
- a. Fuzzy or blurred
  - b. Like a bright star
  - c. Sharply outlined
  - d. Don't remember

e. Other \_\_\_\_\_  
 \_\_\_\_\_  
 \_\_\_\_\_

13. Did the object:

(Circle One for each question)

- |   |                                      |                                     |                                  |
|---|--------------------------------------|-------------------------------------|----------------------------------|
| a. Appear to stand still at any time?           | <input checked="" type="radio"/> Yes | <input type="radio"/> No            | <input type="radio"/> Don't know |
| b. Suddenly speed up and rush away at any time? | <input type="radio"/> Yes            | <input checked="" type="radio"/> No | <input type="radio"/> Don't know |
| c. Break up into parts or explode?              | <input checked="" type="radio"/> Yes | <input type="radio"/> No            | <input type="radio"/> Don't know |
| d. Give off smoke?                              | <input type="radio"/> Yes            | <input checked="" type="radio"/> No | <input type="radio"/> Don't know |
| e. Change brightness?                           | <input checked="" type="radio"/> Yes | <input type="radio"/> No            | <input type="radio"/> Don't know |
| f. Change shape?                                | <input checked="" type="radio"/> Yes | <input type="radio"/> No            | <input type="radio"/> Don't know |
| g. Flash or flicker?                            | <input checked="" type="radio"/> Yes | <input type="radio"/> No            | <input type="radio"/> Don't know |
| h. Disappear and reappear?                      | <input type="radio"/> Yes            | <input checked="" type="radio"/> No | <input type="radio"/> Don't know |

14. Did the object disappear while you were watching it? If so, how?

No; IT MERELY CHANGED SHAPE + PROPORTIONS

15. Did the object move behind something at any time, particularly a cloud?

(Circle One): Yes  No  Don't Know. IF you answered YES, then tell what it moved behind:

16. Did the object move in front of something at any time, particularly a cloud?

(Circle One): Yes  No  Don't Know. IF you answered YES, then tell what in front of:


17. Tell in a few words the following things about the object:

- a. Sound there was no sound
- b. Color at first the color was creamy white; it exploded into an orange oval-like shape fringed with light green and then faded into misty light white

18. We wish to know the angular size. Hold a match stick at arm's length in line with a known object and note how much of the object is covered by the head of the match. If you had performed this experiment at the time of the sighting, how much of the object would have been covered by the match head? at first most or all of the object. It was a little larger than a close-by star. After it exploded, it was much larger, being several times the size of the sun.

19. Draw a picture that will show the shape of the object or objects. Label and include in your sketch any details of the object that you saw such as wings, protrusions, etc., and especially exhaust trails or vapor trails.

Place an arrow beside the drawing to show the direction the object was moving. NO MOVEMENT



**U.S. AIR FORCE TECHNICAL INFORMATION**

This questionnaire has been prepared so that you can give the U.S. Air Force as much information as possible concerning the unidentified aerial phenomenon that you have observed. Please try to answer as many questions as you possibly can. The information that you give will be used for research purposes. Your name will not be used in connection with any statements, conclusions, or publications without your permission. We request this personal information so that if it is deemed necessary, we may contact you for further details.

<p>1. When did you see the object?</p> <p align="center"> <u>30</u>      <u>JUNE</u>      <u>1966</u>  Day                  Month                  Year </p>	<p>2. Time of day: <u>10</u>: <u>35</u>  Hour                  Minutes</p> <p>(Circle One):      A.M.      or      <u>P.M.</u></p>
<p>3. Time Zone:</p> <p>(Circle One): a. Eastern  b. Central  <u>c. Mountain</u>  d. Pacific  e. Other _____</p> <p>(Circle One): a. Daylight Saving  <u>b. Standard</u></p>	
<p>4. Where were you when you saw the object?</p> <p><u>POWELL RANG. STATION</u>      <u>POWELL</u>      <u>IND.</u>  Nearest Postal Address      City or Town      State or County</p>	
<p>5. How long was object in sight? (Total Duration)      _____  Hours                  Minutes                  <u>5</u> Seconds</p> <p>a. <u>Certain</u>                                  c. Not very sure  b. Fairly certain                          d. Just a guess</p> <p>5.1 How was time in sight determined? <u>Counting (on stopwatch - one hour in work)</u></p> <p>5.2 Was object in sight continuously?      Yes <u>X</u>      No _____</p>	
<p>6. What was the condition of the sky?</p> <p>DAY                                  NIGHT</p> <p>a. Bright                                  <u>a. Bright</u>  b. Cloudy                                  b. Cloudy</p>	
<p>7. IF you saw the object during DAYLIGHT, where was the SUN located as you looked at the object?</p> <p>(Circle One): a. In front of you                  d. To your left  b. In back of you                                  e. Overhead  c. To your right                                  f. Don't remember</p>	

20. Do you think you can estimate the speed of the object? *NO MOVEMENT; INSTANTANEOUS EXPLOSION*  
 (Circle One) Yes No

IF you answered YES, then what speed would you estimate? \_\_\_\_\_

21. Do you think you can estimate how far away from you the object was?

(Circle One)  Yes No

IF you answered YES, then how far away would you say it was? *CLOSER THAN THE STARS BUT AT LEAST 50-100 MILES*

22. Where were you located when you saw the object?

(Circle One):

- a. Inside a building
- b. In a car
- c. Outdoors
- d. In an airplane (type) \_\_\_\_\_
- e. At sea
- f. Other \_\_\_\_\_

23. Were you (Circle One)

- a. In the business section of a city?
- b. In the residential section of a city?
- c. In open countryside?
- d. Near an airfield?
- e. Flying over a city?
- f. Flying over open country?
- g. Other \_\_\_\_\_

24. IF you were MOVING IN AN AUTOMOBILE or other vehicle at the time, then complete the following questions:

24.1 What direction were you moving? (Circle One)

- |              |              |              |              |
|--------------|--------------|--------------|--------------|
| a. North     | c. East      | e. South     | g. West      |
| b. Northeast | d. Southeast | f. Southwest | h. Northwest |

24.2 How fast were you moving? \_\_\_\_\_ miles per hour.

24.3 Did you stop at any time while you were looking at the object?

(Circle One) Yes No

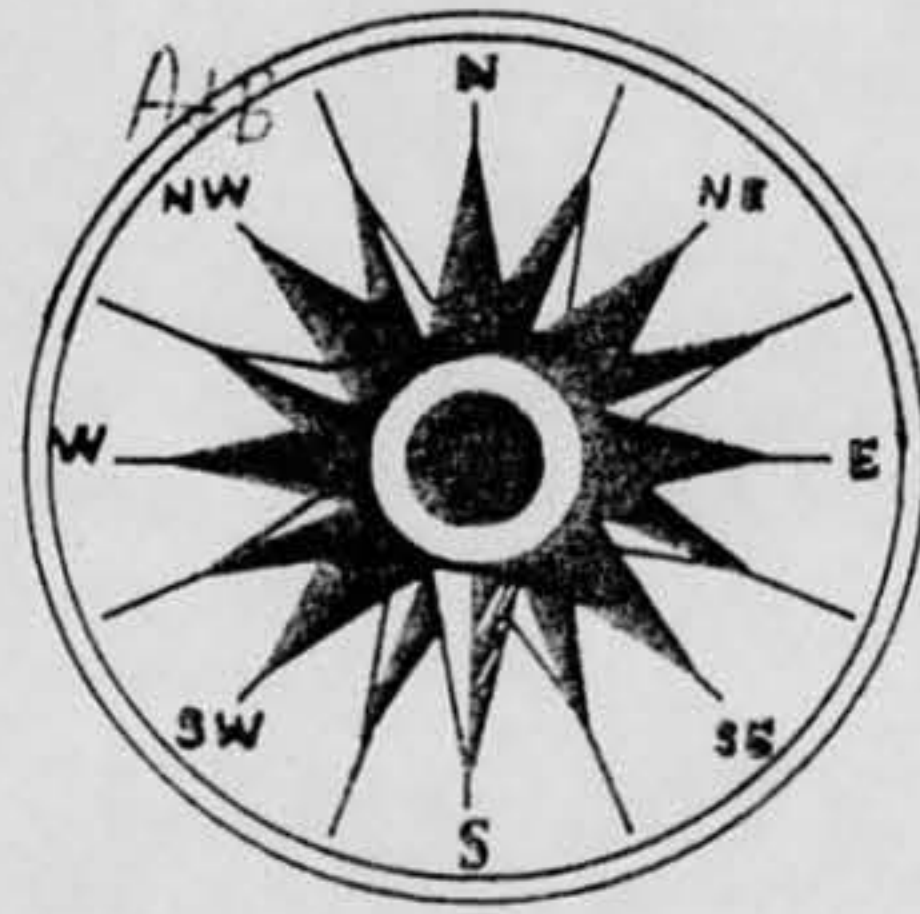
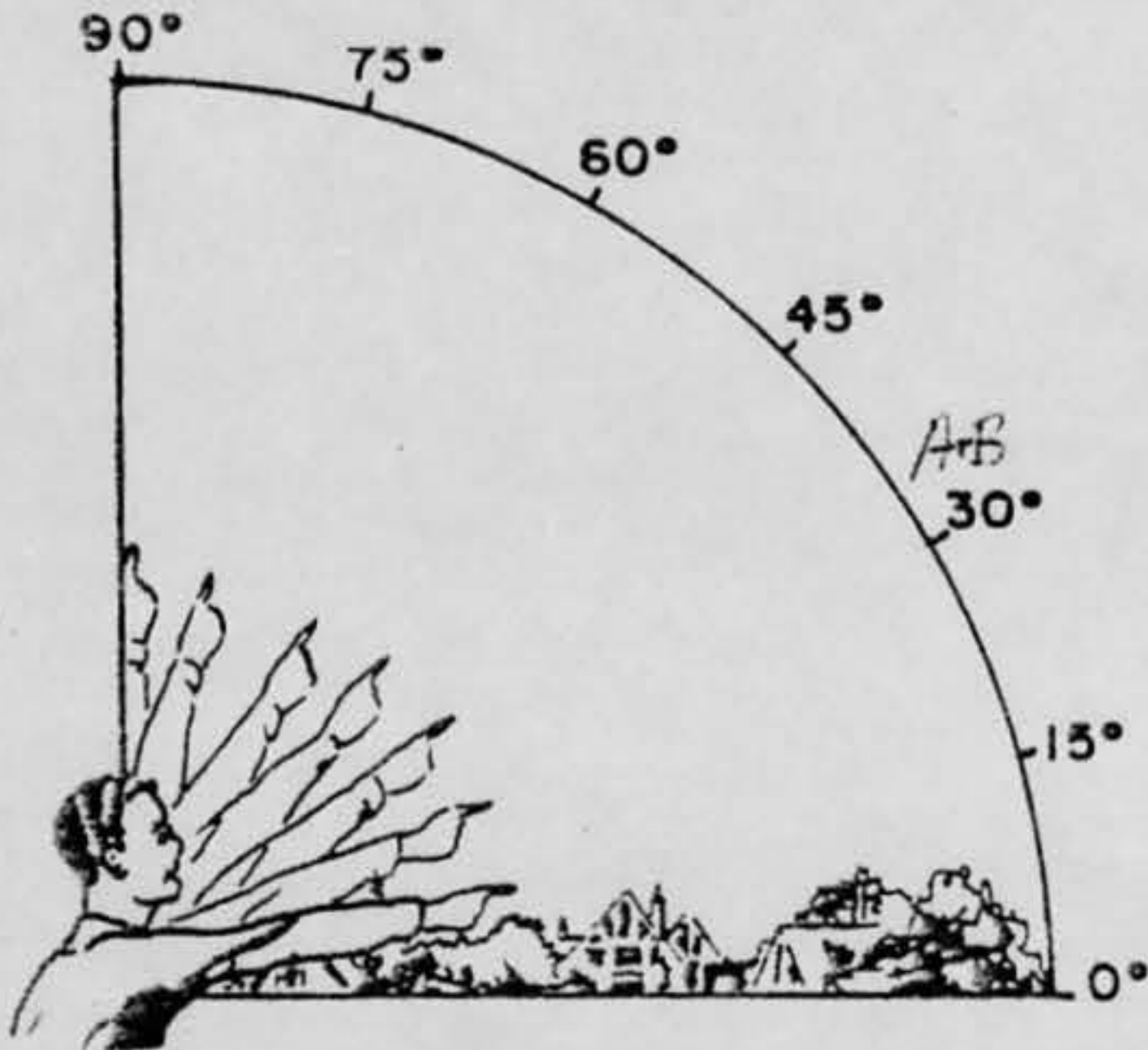
25. Did you observe the object through any of the following?

- |                 |     |                                     |               |       |                                     |
|-----------------|-----|-------------------------------------|---------------|-------|-------------------------------------|
| a. Eyeglasses   | Yes | <input checked="" type="radio"/> No | e. Binoculars | Yes   | <input checked="" type="radio"/> No |
| b. Sun glasses  | Yes | <input checked="" type="radio"/> No | f. Telescope  | Yes   | <input checked="" type="radio"/> No |
| c. Windshield   | Yes | <input checked="" type="radio"/> No | g. Theodolite | Yes   | <input checked="" type="radio"/> No |
| d. Window glass | Yes | <input checked="" type="radio"/> No | h. Other      | _____ |                                     |

26. In order that you can give as clear a picture as possible of what you saw, describe in your own words a common

object or objects which, when placed up in the sky, would give the same appearance as the object which you saw.  
*the second stage of development resembled a partially full moon seen through mist. The third orange, green-fringed stage has no comparison and the last stage of white clouds looked like cotton candy or perhaps had the same quality as very high vapor trails in a cloud form*

27. In the following sketch, imagine that you are at the point shown. Place an "A" on the curved line to show how high the object was above the horizon (skyline) when you *first* saw it. Place a "B" on the same curved line to show how high the object was above the horizon (skyline) when you *last* saw it. Place an "A" on the compass when you *first* saw it. Place a "B" on the compass where you *last* saw the object.



28. Draw a picture that will show the motion that the object or objects made. Place an "A" at the beginning of the path, a "B" at the end of the path, and show any changes in direction during the course.

*NO MOTION EXCEPT EXPANSION + CONTRACTION (FADING)*

29. IF there was MORE THAN ONE object, then how many were there? 4  
 Draw a picture of how they were arranged, and put an arrow to show the direction that they were traveling.





34. Date you completed this questionnaire:

23	August	1966
Day	Month	Year

35. Information which you feel pertinent and which is not adequately covered in the specific points of the questionnaire or a narrative explanation of your sighting.

Four students from Stanford University's overseas campus in Florence had gone to Sicily for our vacation. It was our first night out. We were sleeping in the bottom of a Greek amphitheater high in the mountains at Segesta. (The elevation is approximately ~~in~~ 350 meters.)

I had awakened. The horizon in the east was becoming light and reddish. I woke [redacted] because she wanted to see the dawn. Then I lay down again to sleep. There was a noise in the bushes at the edge of the amphitheater and I sat up to see what it was. I happened to look up into the sky and was very surprised; I thought my eyes were going bad. Glowing low in the sky there was ~~strange~~ strange form. It was less bright than a nearby star but larger and softer looking, the edges being poorly defined. Miss [redacted] saw it too and asked if it were the moon. I said I didn't think so. She lay back down.

I continued watching the glow. Suddenly it seemed to pulsate, growing all at once larger, brighter and more defined into a round shape about the size of a full moon. Then instantaneously it exploded into a large bright orange cloud fringed with green. It was not circular in shape but more oval.

I immediately awakened Miss Sullivan. We watched the cloud. It began to fade slowly. And then suddenly, farther east, there was another orange cloud exploding out of a glow of light. It was much smaller but of the same description as the first. Two more small clouds appear one after the other at perhaps thirty second intervals farther east.

All four clouds slowly faded (in perhaps 3 minutes) into light white misty clouds which remained for 10 minutes before themselves fading into nothingness.

When the fourth cloud appeared, Miss [redacted] said she believed some sparks or material fell from it but I cannot verify this.

notes for the substance of this report were made not more than an hour after the event, on June 18, 1966

18 June  
FTD (TDETR)  
Wright-Patterson AFB, Ohio 45433  
2 August 1966

[REDACTED]  
Villa San Paolo  
via della Piazzola 43  
Firenze, Italia

Dear Mr. [REDACTED],

Reference your unidentified observation of 18 June 1966. The information in your letter was not sufficient for evaluation. Request you complete the attached FTD Form 164 and return it in the envelope provided.

We wish to thank you for reporting your observation to the Air Force.

Sincerely,

HECTOR QUINTANILLA, Jr, Major, USAF  
Chief, Project Blue Book

TRANSMITTAL FORM - U.S. DEPARTMENT OF COMMERCE

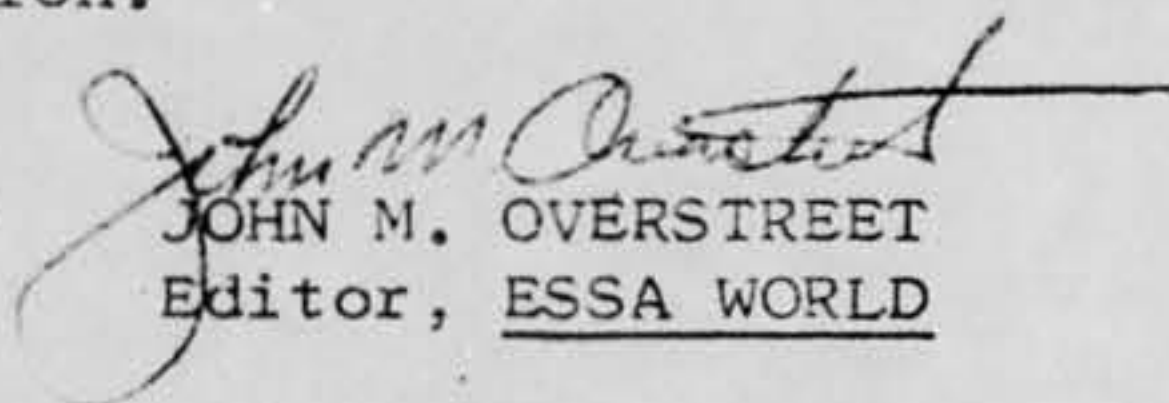
FORM CD-82  
(11-14-63)

DATE July 21/66

TO : Project Blue Book *WPAFB*

FROM: Environmental Science Services  
Administration, Office of Public Info.  
Bldg. 5, Rm. 804, Rockville, Md.

The attached wound up on my desk --  
and I thought that you might be in-  
terested. We have no additional in-  
formation.

  
JOHN M. OVERSTREET  
Editor, ESSA WORLD

(Major, USAF Ret)

DO NOT USE FOR PERMANENT RECORD INFORMATION

5010 1964 O-728-485

Florence, Italy  
July 14, 1966

United States Weather Bureau  
Washington  
Gentlemen,

First of all I don't think I am sending this letter to the proper office but I have no addresses with me. Therefore, if you cannot help me, please refer this letter to someone who can.

I am presently studying at the Florence campus of Stanford University. We terminated our first quarter of study on June 16 and began a three week vacation. Four of us went to Sicily. On our first night in Sicily we observed a very curious phenomenon for which I would like an explanation.

We were camped for the night of June 18 at Segesta, the site of ancient temples east of Palermo. I had awakened. The horizon in the east was just becoming light and reddish. I awoke [redacted] because she had asked me to awake her to see sunrise. Then I lay down to try to go back to sleep. I heard a noise in the bushes at the edge of our camp and got up to see what it was. I saw nothing and lay down on my back again. Looking at the sky, I was very surprized because I thought I was having eye trouble. Glowing less brightly than a well defined, nearby star, there was a misty shape bigger and lower than the star. It was directly north at about 35 degrees above the horizon. [redacted] asked "is that the moon?" I said I did not know.


She went back to sleep. I looked at the glow. Suddenly it seemed to pulsate several times, growing brighter, larger and becoming more defined into a round shape about the size of a full moon. Then instantaneously it "exploded" into a large bright orange cloud, not circular in shape but more oval and surrounded with a green-tinged fringe. I immediately awoke [redacted]. We watched it. Slowly it began to fade. And there was another one - smaller, but occurring in the same manner - that appeared a little farther east; in perhaps a minute (?) there was another farther east and then another, making a total of four. The second, third, and fourth were much smaller than the first. All four slowly faded. In perhaps three minutes they became light white, misty clouds which remained for perhaps ten minutes before disappearing.

I am sorry that I have been so long in reporting this phenomenon.

However, I am sure that the account is accurate because I made notes immediately after it occurred. It was only because of our continuing travels that I was unable to write sooner.

Please send me an explanation as soon as you can.

Thank you,

A large, dark, irregular redaction mark covering the signature area.

Villa San Paolo  
via della Piazzola 43  
~~Firenze~~ Firenze, Italia

18 June 66  
Route one  
Merrimac Wisconsin.  
June 21 1966.

Dr. [REDACTED]

Dear Sir,-

This may have no bearing whatever on the article, by [REDACTED], in Sunday Chicago Tribune, however I've got to clear myself with friends and relatives after mentioning hearing voices coming out of the sky between five and five-thirty Sat. <sup>June 18</sup> morning. There just might be some connection with these space radios.

I live on one of the highest hills in the Baraboo Range. Its a dead end road with peace and quiet. No sounds but the birds. No traffic. I sleep on inclosed porch in front of cottage. I live alone all summer but happened to have my nephew and his son visiting me. They slept in another cottage not far from mine.

I either was awake or the voices woke me. First it sounded like two men talking out on the road. I had heard no car so it would have been very unusual for anyone to be walking on this road. As it doesn't lead anyplace. Then I decided that the voices were not on the road but coming from the sky. The dog jumped down went to the door. but he never barks at strangers. Only greets friends. So he didn't say anything but he heard them. My next thought was it might be either the sheriffs car or the electric flight Co. car. both have radios. I got up and look at road but no one there. Went back to bed then heard it again but it seemed to be coming from the big relay tower at end of my property. I looked at clock and it was 5.30. I was sure no one was working there at that hour. Thought they must have left so I left key open but if so why hadn't I heard before.

These voices sounded like these sound trucks that go around advertizing shows and things. You never can understand them. Its garbled.

My nephew heard nothing but his cabin is surrounded with trees and bushes. Sound may not get through. When I told him he looked like he should send for the men in the short white coats. That is why I must clear myself. These voices were loud and clear. I asked the man who checked the tower yesterday. He could not account for it. Couldn't have come from the tower. but could the towers big saucer have picked up these voices? Course we have had unidentified flying objects around since I was a boy before any notice in papers. as I mentioned we are on high hill.

Sincerely yours,

## PHOTO ANALYSIS REPORT

NR 65-44

PAGE 1 OF 3 PAGES

DATE OF REPORT 16 November 1966

SUBJECT UFO ANALYSIS

LOCATION LIGAO, ALBAY, PHILIPPINES

DATE 27 June 1966

## PHOTOGRAPHY

AF \_\_\_\_\_ IR \_\_\_\_\_ QUALITY \_\_\_\_\_

P NRS see text

1. PURPOSE: To analyze photography of purported UFO's that was taken by Mr. Jose C. Tucian to try and define the cause of the UFO's. The following materials were furnished TDDP for analysis: Thirteen (13) borderless photographic prints. One (1) 13 exposure roll, size 120, processed negatives, cut into two sections at frame number 4, and torn at frame number 5, cut and spliced back together at frame number 12. Film is identified as FUJI Safety Neopan S.S.S. One (1) letter dated 16 September 1966 from Jose C. Tucian of the Republic of the Philippines. One (1) partially completed FTD Form 164.

2. ANALYSIS: Reference: FTD Form 164, Section 35, Paragraph 1 - The observer's statement that it is possible for a photographic film to record objects (wavelengths) which are invisible to the human eye, is completely true in that all silver halide materials are inherently more sensitive at the ultra violet (short wave length) end of the electromagnetic spectrum.

The film used by the observer has no sensitivity in the infrared region of the spectrum. This office knows of no method by which standard films can be modified in order to extend the sensitivity beyond about 7500 A.

Reference: FTD Form 164, Section 35, Paragraph 4 - If these conditions, i.e., weightlessness, soundless, invisible, etc., etc., are indeed true, the observer neglects to furnish us with any detail at all regarding his methods of knowing when, where, and how to record these objects, persons, etc. with his camera.

Reference: FTD Form 164, Section 35, Paragraph 10 - In this paragraph the observer covers almost any attempt to logically and conclusively disprove these film records by stating that the images were indeed moving lights photographed with a stationary camera.

Following is an analysis of the aforementioned materials:

Frame #1 - The observer indicates in comment 31 messages to be deciphered, and encloses an area in brackets approximately 2 inches wide. Is this the only message area, or are we to assume that all of the "tracings" are messages?

8. IF you saw the object at NIGHT, what did you notice concerning the STARS and MOON?

8.1 STARS (Circle One):

- a. None
- b. A few
- c. Many
- d. Don't remember

8.2 MOON (Circle One):

- a. Bright moonlight
- b. Dull moonlight
- c. No moonlight - pitch dark
- d. Don't remember

9. What were the weather conditions at the time you saw the object?

CLOUDS (Circle One):

- a. Clear sky
- b. Hazy
- c. Scattered clouds
- d. Thick or heavy clouds

WEATHER (Circle One):

- a. Dry
- b. Fog, mist, or light rain
- c. Moderate or heavy rain
- d. Snow
- e. Don't remember

10. The object appeared: (Circle One):

- a. Solid
- b. Transparent
- c. Vapor
- d. As a light
- e. Don't remember

11. If it appeared as a light, was it brighter than the brightest stars? (Circle One):

- a. Brighter
- b. Dimmer
- c. About the same
- d. Don't know

11.1 Compare brightness to some common object:

AS BRIGHT AS PEARLS

12. The edges of the object were:

- (Circle One):
- a. Fuzzy or blurred
  - b. Like bright star
  - c. Sharply outlined
  - d. Don't remember

e. Other \_\_\_\_\_  
 \_\_\_\_\_  
 \_\_\_\_\_

13. Did the object:

(Circle One for each question)

a. Appear to stand still at any time?	Yes	No	Don't know
b. Suddenly speed up and rush away at any time?	Yes	No	Don't know
c. Break up into parts or explode?	Yes	No	Don't know
d. Give off smoke?	Yes	No	Don't know
e. Change brightness?	Yes	No	Don't know
f. Change shape?	Yes	No	Don't know
g. Flash or flicker? (FATE)	Yes	No	Don't know
h. Disappear and reappear?	Yes	No	Don't know

There are several methods by which this photograph could be made. These methods could have been used singly or in combination:

- a. Double printing technique, utilizing a positive transparency in register over the negative.
- b. Double exposure technique by first photographing the basic scene then pointing the camera at a black background and somehow randomly moving a small light source across the black background while utilizing a chopper or a continuous motion picture type shutter in front of the lens to obtain the "pulsating" light effect.
- c. Recording the basic scene and waiting until lights 1, 4, 2, and 5 are extinguished and then placing one or several small light sources at the scene and randomly gyrating the camera. Several extremely similar patterns exist in frame 1, strongly suggesting that this may have been the method utilized.

Frame #2 - This appears to have been done with two separate exposures, possibly from two different locations.

Tracings a, b, c, and d are identical in general shape differing only in width. This width difference could be accomplished by using an anamorphic lens on the camera, slightly defocused and imaging four light sources on the ground, opening the shutter and uniformly panning the camera downward. The tracings numbered "2" are identical and appear to constitute a second exposure. Trace "E" is possibly a third exposure. A microscopic analysis of the negative reveals at least four and possibly five images of the moon within the area marked "1" on the print, indicating that at least four distinct exposures were made.

Frame #3 - The invisible, transparent, and weightless spaceship identified as "3" is in all probability an internal camera lens reflection (secondary image) from either of the lights marked "1" or "2". The trace marked "4" could have been accomplished by the aforementioned methods. (see frame #1 analysis)

Frame #4 - Within the area marked "1" a microscopic examination of the negative reveals several (at least three and possibly six) images of the moon, again indicating multiple exposure negatives.

Frame #5 - No analysis was made of the length of the star trace versus time to correlate the stated exposure time with the actual exposure time. As before, this photograph could be duplicated, with time and patience, utilizing multiple techniques.

## PHOTO ANALYSIS REPORT

NR 65-44

PAGE 1 OF 3 PAGES

DATE OF REPORT 16 November 1966

SUBJECT UFO ANALYSIS

LOCATION LIGAO, ALBAY, PHILIPPINES

DATE 27 June 1966

## PHOTOGRAPHY

AF \_\_\_\_\_ IR \_\_\_\_\_ QUALITY \_\_\_\_\_

P NRS see text

1. PURPOSE: To analyze photography of purported UFO's that was taken by Mr. [REDACTED] to try and define the cause of the UFO's. The following materials were furnished TDDP for analysis: Thirteen (13) borderless photographic prints. One (1) 13 exposure roll, size 120, processed negatives, cut into two sections at frame number 4, and torn at frame number 5, cut and spliced back together at frame number 12. Film is identified as FUJI Safety Neopan S.S.S. One (1) letter dated 16 September 1966 from Jose C. Lucian of the Republic of the Philippines. One (1) partially completed FTD Form 164.

2. ANALYSIS: Reference: FTD Form 164, Section 35, Paragraph 1 - The observer's statement that it is possible for a photographic film to record objects (wavelengths) which are invisible to the human eye, is completely true in that all silver halide materials are inherently more sensitive at the ultra violet (short wave length) end of the electromagnetic spectrum.

The film used by the observer has no sensitivity in the infrared region of the spectrum. This office knows of no method by which standard films can be modified in order to extend the sensitivity beyond about 7500 A.

Reference: FTD Form 164, Section 35, Paragraph 4 - If these conditions, i.e., weightlessness, soundless, invisible, etc., etc., are indeed true, the observer neglects to furnish us with any detail at all regarding his methods of knowing when, where, and how to record these objects, persons, etc., with his camera.

Reference: FTD Form 164, Section 35, Paragraph 10 - In this paragraph the observer covers almost any attempt to logically and conclusively disprove these film records by stating that the images were indeed moving lights photographed with a stationary camera.

Following is an analysis of the aforementioned materials:

Frame #1 - The observer indicates in comment 31 messages to be deciphered, and encloses an area in brackets approximately 2 inches wide. Is this the only message area, or are we to assume that all of the "tracings" are messages?

There are several methods by which this photograph could be made. These methods could have been used singly or in combination:

- a. Double printing technique, utilizing a positive transparency in register over the negative.
- b. Double exposure technique by first photographing the basic scene then pointing the camera at a black background and somehow randomly moving a small light source across the black background while utilizing a chopper or a continuous motion picture type shutter in front of the lens to obtain the "pulsating" light effect.
- c. Recording the basic scene and waiting until lights 1, 4, 2, and 5 are extinguished and then placing one or several small light sources at the scene and randomly gyrating the camera. Several extremely similar patterns exist in frame 1, strongly suggesting that this may have been the method utilized.

Frame #2 - This appears to have been done with two separate exposures, possibly from two different locations.

Tracings a, b, c, and d are identical in general shape differing only in width. This width difference could be accomplished by using an anamorphic lens on the camera, slightly defocused and imaging four light sources on the ground, opening the shutter and uniformly panning the camera downward. The tracings numbered "2" are identical and appear to constitute a second exposure. Trace "E" is possibly a third exposure. A microscopic analysis of the negative reveals at least four and possibly five images of the moon within the area marked "1" on the print, indicating that at least four distinct exposures were made.

Frame #3 - The invisible, transparent, and weightless spaceship identified as "3" is in all probability an internal camera lens reflection (secondary image) from either of the lights marked "1" or "2". The trace marked "4" could have been accomplished by the aforementioned methods. (see frame #1 analysis)

Frame #4 - Within the area marked "1" a microscopic examination of the negative reveals several (at least three and possibly six) images of the moon, again indicating multiple exposure negatives.

Frame #5 - No analysis was made of the length of the star trace versus time to correlate the stated exposure time with the actual exposure time. As before, this photograph could be duplicated, with time and patience, utilizing multiple techniques.

Frames #6, #7, #8 and #9 - Once again, multiple moon images indicate that several exposures were used.

Frame #10 - In frame number 10, it appears as though the camera was swung to two different light sources against black background in order to make two tracings.

Frame #11 - Two, possibly three, exposures were utilized to make this photography as indicated by the basic background exposure and the two light traces.

Frame #12 - The spaceship is in an ideal location and approximately the correct intensity to be an internal camera lens reflection. The 'lighted door' in the spaceship would correspond to the specular highlight on the front element of a camera lens pointed directly at a bright light.

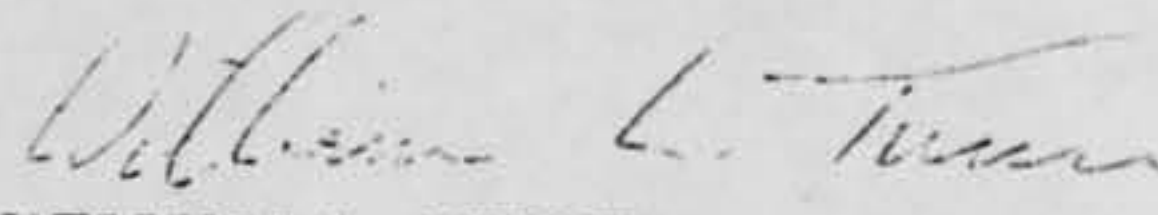
Frame #13 - This is probably a single exposure since the moon image is smeared rather than distinct as in several of the other frames. Once again the spaceship is probably a camera lens reflection. The door is in the correct position for a specular highlight caused by the light sources to the lower left.


It is the considered opinion of this office that the furnished materials and photographs do not represent imagery of spaceships and that the imagery was deliberately created by the photographer.

PHOTO ANALYSIS BY:

  
CHARLES CHAPIN  
Photographic Technologist

APPROVED BY:

  
WILLIAM L. TURNER  
Major, USAF  
Chief, Photo Analysis Branch

  
WILBER PRICE, JR.  
Chief, Photo Exploitation Division



HQ/72/5/CWG.

The Director,  
Unidentified Flying Object Reporting  
Centre,  
Department of the Air Force  
WASHINGTON DC  
UNITED STATES OF AMERICA

Dear Sir,

UNIDENTIFIED FLYING OBJECT REPORT

Mr. K.C. Kott of the University College of Rhodesia and Nyasaland has written this Headquarters regarding the sighting of an unidentified flying object on 13th June 1966. A copy of his letter, the accompanying diagrams and the reply to his letter is forwarded for your information. No explanation could be offered.

Yours faithfully,

(J. Russell)  
Wing Commander  
for Chief of Air Staff

INFO ONLY P-5  
1 JUN 66

HEADQUARTERS  
ROYAL RHODESIAN AIR FORCE  
PRIVATE BAG 701  
CAUSEWAY, RHODESIA

Salisbury 29042 Ext 229

Sd September 1966

Navl. Check up on what was airborne  
at this time, per [redacted]

HATFIELD, Salisbury.

4th July 1966

King Commander Russell,  
Headquarters,  
Royal Rhodesian Air Force,  
Private Bag 721,  
CAUSEWAY.

Dear Sir,

Wednesday 29th June 1966 - 8.00-8.40 p.m.

On the evening of Wednesday 29th June 1966 I was visiting friends at 21 Tayfield Road, Induna, Waterfalls. The time was a minute or two after 8.00 p.m. Before entering the house I noticed a star moving in the sky and called my friends to come and look at the "satellite". It moved silently and in a straight line from the north-east, heading towards the Southern Cross formation. As we watched, it abruptly changed course by about 45° and would now pass below the Southern Cross. The time was 8.07 p.m.

At this point we noticed another "star" on the move. It was just entering the Southern Cross, moving from west to east and must have crossed the track of the first one and ahead of it. This second one slowed and stopped, then moved on a different course, turning in a circle.

The first one had altered course again as shown in the diagram, it then grew faint and "went out". The second one continued in its circle and it too faded out. The time then was 8.10 p.m. The night was clear, no cloud at all, the moon was not too high.

These things were very high, we thought of satellites at first, or aircraft. Had they been aircraft we would have heard them, but the night was quiet and they made no sound. I have seen satellites before and they have always moved in straight lines only.

I have seen a "star" behaving like this before. It was during November or December 1962, about 10.00 or 11.00 at night at Exeter, England. I could not explain it then and I still cannot. Perhaps you could shed some light?

Yours faithfully,


UNIVERSITY COLLEGE OF RHODESIA AND NYASALAND

MEMORANDUM:

From .....

Date .....

To .....



8.07 P.M.

8.10 P.M.

100-1000 1276-024

30 June 1966 received telephone call from Mrs. [REDACTED]  
Last night, 29 Jun 66 at approximately 8pm this thing parachute  
down the corner of Rt 4 and Hemple Rd. SW of Dayton. right across  
the street from where they live. They went across and picked it  
up from the cemetery. Object floatd down like a parachute but it  
didn't have any strings. It was a rubbery stuff. When it was  
billowing down it was approximately 8 - 10 ft in diameter. It  
folds real compact so Mrs. Cordell is going to mail it to our  
office.

Specimen in file



8. IF you <sup>Photograph</sup> saw the object at NIGHT, what did you notice concerning the STARS and MOON?

8.1 STARS (Circle One)

- a. None  
 b. A few  
 c. Many  
 d. Don't remember

8.2 MOON (Circle One):

- a. Bright moonlight  
 b. Dull moonlight  
 c. No moonlight - pitch dark  
 d. Don't remember

9. What were the weather conditions at the time you <sup>Photograph</sup> saw the object?

CLOUDS (Circle One):

- a. Clear sky  
 b. Hazy  
 c. Scattered clouds  
 d. Thick or heavy clouds

WEATHER (Circle One):

- a. Dry  
 b. Fog, mist, or light rain  
 c. Moderate or heavy rain  
 d. Snow  
 e. Don't remember

10. The object appeared: (Circle One):

- a. Solid  
 b. Transparent  
 c. Vapor  
 d. As a light  
 e. Don't remember

11. If it appeared as a light, was it brighter than the brightest stars? (Circle One):

- a. Brighter  
 b. Dimmer  
 c. About the same  
 d. Don't know

11.1 Compare brightness to some common object:

As bright as the first quarter of the moon as can be seen in the photographs.

12. The edges of the object were:

- (Circle One): a. Fuzzy or blurred  
 b. Like a bright star  
 c. Sharply outlined  
 d. Don't remember

e. Other \_\_\_\_\_  
 \_\_\_\_\_  
 \_\_\_\_\_

13. Did the object:

(Circle One for each question)

- |   |     |    |            |
|---|-----|----|------------|
| a. Appear to stand still at any time?                 | Yes | No | Don't know |
| b. Suddenly speed up and rush away at any time?       | Yes | No | Don't know |
| c. Break up into parts or explode?                    | Yes | No | Don't know |
| d. Give off smoke?                                    | Yes | No | Don't know |
| e. Change brightness?                                 | Yes | No | Don't know |
| f. Change shape?                                      | Yes | No | Don't know |
| <input checked="" type="radio"/> g. Flash or flicker? | Yes | No | Don't know |
| h. Disappear and reappear?                            | Yes | No | Don't know |

14. Did the object disappear while you were watching it? If so, how?

WENT BEHIND A TREE

15. Did the object move behind something at any time, particularly a cloud?

(Circle One):  Yes  No  Don't Know. IF you answered YES, then tell what it moved behind: THIS AREA WAS FORESTED. I WAS WATCHING

THE SKY THROUGH A BREAK IN THE TREES

16. Did the object move in front of something at any time, particularly a cloud?

(Circle One):  Yes  No  Don't Know. IF you answered YES, then tell what in front of: \_\_\_\_\_

17. Tell in a few words the following things about the object:

a. Sound NONE

b. Color MORE GREEN THAN STAR LIGHT

18. We wish to know the angular size. Hold a match stick at arm's length in line with a known object and note how much of the object is covered by the head of the match. If you had performed this experiment at the time of the sighting, how much of the object would have been covered by the match head?

ALL

19. Draw a picture that will show the shape of the object or objects. Label and include in your sketch any details of the object that you saw such as wings, protrusions, etc., and especially exhaust trails or vapor trails. Place an arrow beside the drawing to show the direction the object was moving.

14. Did the object disappear while you were watching it? If so, how?

15. Did the object move behind something at any time, particularly a cloud?

(Circle One):      Yes      No      Don't Know.      IF you answered YES, then tell what  
it moved behind: \_\_\_\_\_

16. Did the object move in front of something at any time, particularly a cloud?

(Circle One):      Yes      No      Don't Know.      IF you answered YES, then tell what  
in front of: \_\_\_\_\_

17. Tell in a few words the following things about the object:

a. Sound It's movement are soundless.

b. Color \_\_\_\_\_

18. We wish to know the angular size. Hold a match stick at arm's length in line with a known object and note how much of the object is covered by the head of the match. If you had performed this experiment at the time of the sighting, how much of the object would have been covered by the match head?

19. Draw a picture that will show the shape of the object or objects. Label and include in your sketch any details of the object that you saw such as wings, protrusions, etc., and especially exhaust trails or vapor trails.

Place an arrow beside the drawing to show the direction the object was moving.

Please refer to attached pictures.

20. Do you think you can estimate the speed of the object?

(Circle One)      Yes      No

IF you answered YES, then what speed would you estimate? \_\_\_\_\_

21. Do you think you can estimate how far away from you the object was?

(Circle One)       Yes      No

IF you answered YES, then how far away would you say it was? Please refer to attached pictures.

22. Where were you located when you ~~saw~~ <sup>photograph</sup> the object?

(Circle One):

- a. Inside a building
- b. In a car
- c. Outdoors
- d. In an airplane (type)
- e. At sea

f. Other On the roof top of my house.

23. Were you (Circle One)

- a. In the business section of a city?
- b. In the residential section of a city?
- c. In open countryside?
- d. Near an airfield?
- e. Flying over a city?
- f. Flying over open country?
- g. Other In the center of a small town.

24. IF you were MOVING IN AN AUTOMOBILE or other vehicle at the time, then complete the following questions:

24.1 What direction were you moving? (Circle One)

- |              |              |              |              |
|--------------|--------------|--------------|--------------|
| a. North     | c. East      | e. South     | g. West      |
| b. Northeast | d. Southeast | f. Southwest | h. Northwest |

24.2 How fast were you moving? \_\_\_\_\_ miles per hour.

24.3 Did you stop at any time while you were looking at the object?

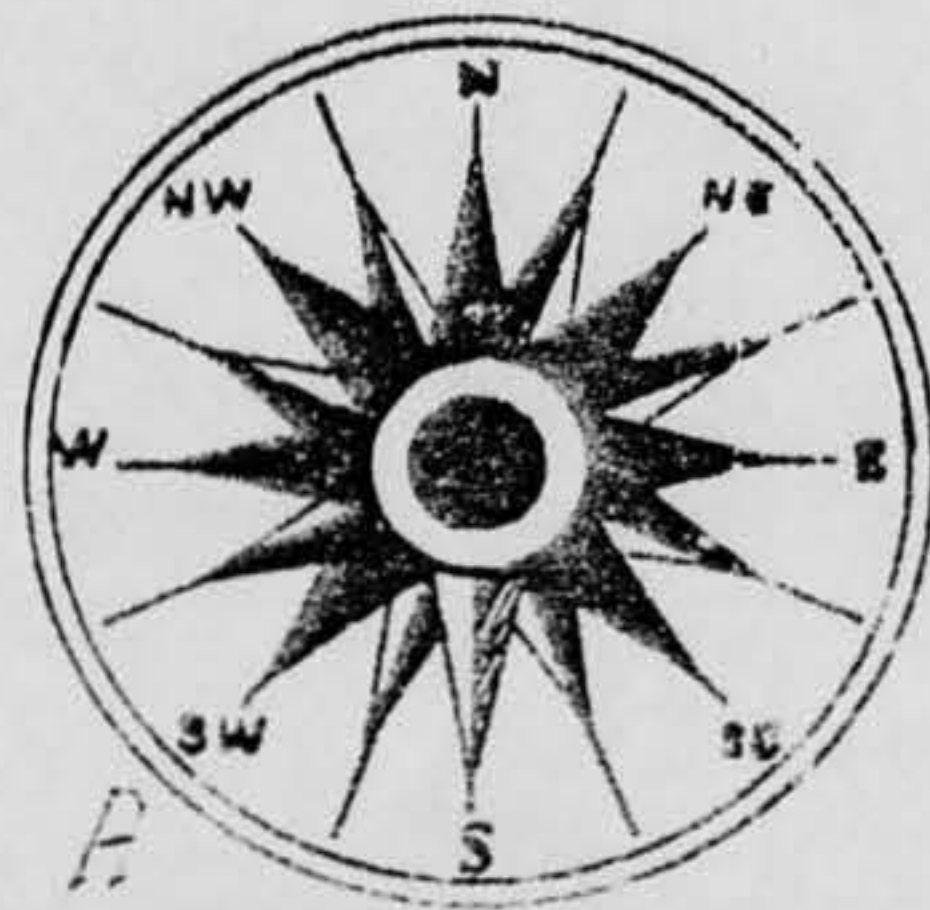
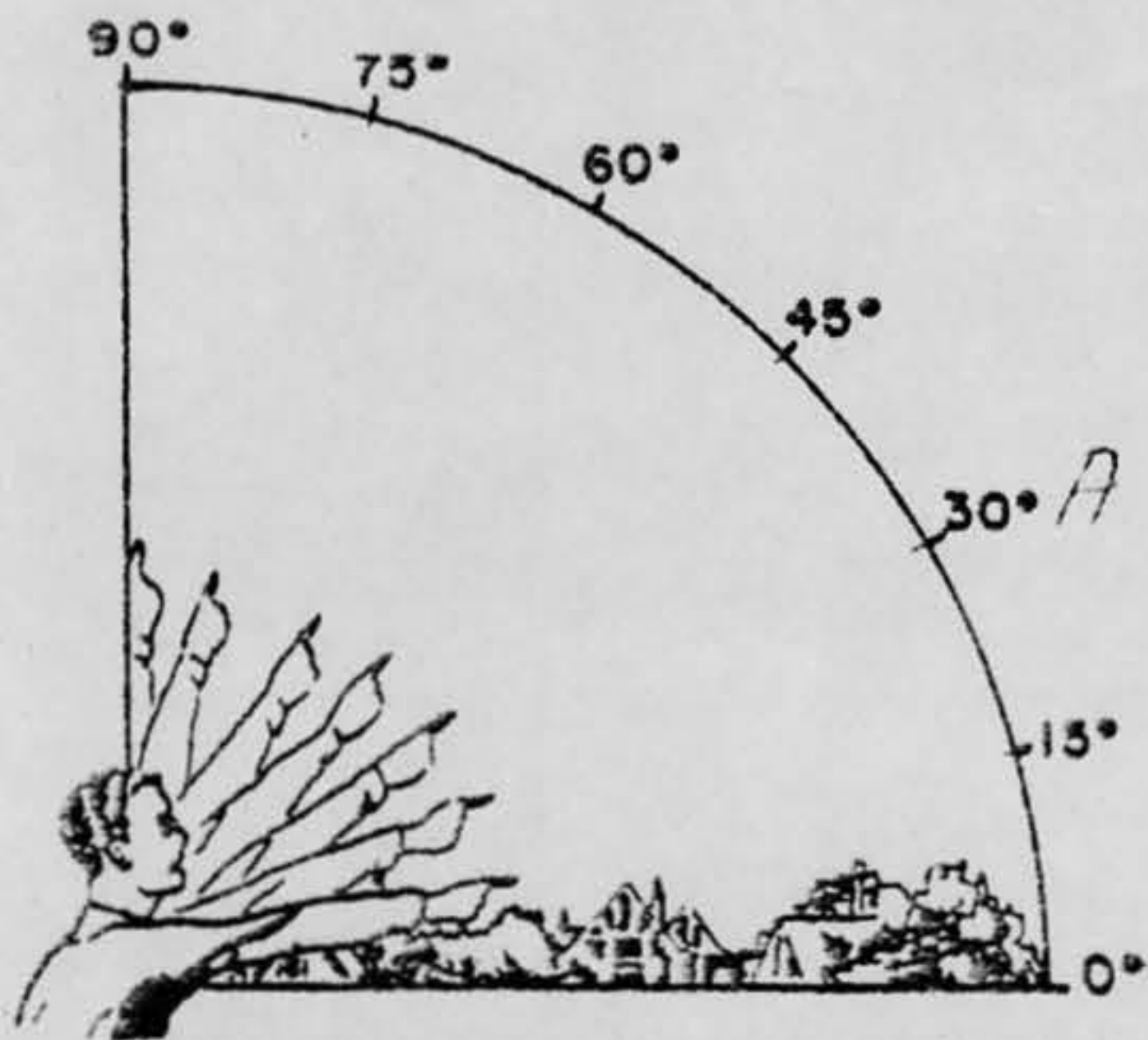
(Circle One)      Yes      No

25. Did you observe the object through any of the following?

- |                 |     |    |  |     |    |
|-----------------|-----|----|--|-----|----|
| a. Eyeglasses   | Yes | No | e. Binoculars  | Yes | No |
| b. Sun glasses  | Yes | No | f. Telescope   | Yes | No |
| c. Windshield   | Yes | No | g. Theodolite  | Yes | No |
| d. Window glass | Yes | No | <input checked="" type="radio"/> h. Other <u>Through the use of a camera</u> |     |    |

26. In order that you can give as clear a picture as possible of what you saw, describe in your own words a common object or objects which, when placed up in the sky, would give the same appearance as the object which you saw.

27. In the following sketch, imagine that you are at the point shown. Place an "A" on the curved line to show how high the object was above the horizon (skyline) when you <sup>first</sup> saw it. Place a "B" on the same curved line to show how high the object was above the horizon (skyline) when you last saw it. Place an "A" on the compass when you first saw it. Place a "B" on the compass where you last saw the object.



28. Draw a picture that will show the motion that the object or objects made. Place an "A" at the beginning of the path, a "B" at the end of the path, and show any changes in direction during the course.

29. IF there was MORE THAN ONE object, then how many were there? \_\_\_\_\_  
Draw a picture of how they were arranged, and put an arrow to show the direction that they were traveling.





12. For an earthman, it is indeed impossible to write in space without being detected or heard and can do any writing in a swift time for a picture taking.

13. As I have studied the many aspects of the photographs re-these UFOs I can conclude that invisibility, soundlessness and anti-gravity can be attend through the medium of light. There is even an old adage that there can be no life without light.



air mail

MAR 15 1967

Dear Mr. [REDACTED]

This replies to your March 3 letter requesting evaluation of the photographs which you took of alleged unidentified flying objects (UFOs).

Our records indicate that we returned your thirteen negatives, together with thirteen prints and our photo analysis, on February 8. No doubt you have received our letter by now.

We thank you for your continued interest.

Sincerely,

GEORGE P. FREEMAN, JR.  
Lt Colonel, USAF  
Chief, Civil Branch  
Community Relations Division  
Office of Information

Mr. [REDACTED]  
Ligao, Albay  
Republic of the Philippines

COORDINATED By (Office Symbol, Name, Grade, Date)			
SAFOI- CC 6/2	SAFOI- C		

~~Coord cy~~ - SAF-OIC  
Comb cy - SAF-OIC  
Reader cy - SAF-OIC  
Activity cy - SAF-OIC  
Stayback

SAF-OICC/Mrs Cassel/bp/79079/8 Feb 67

FEB - 8 1967

Dear 

This replies to your December 12 letter regarding the photos of unidentified flying objects (UFOs) which you submitted to us for analysis.

I regret that it has taken us so long, but we have so many inquiries on this subject that we are unable to reply as promptly as we should like.

The photo analysis on your film has been completed. I have inclosed the report, your thirteen negatives and thirteen prints. Your interest in our UFO program is appreciated. Again, I am sorry that circumstances precluded our replying promptly.

Sincerely,

GEORGE P. FREEMAN, JR.  
Lt Colonel, USAF  
Chief, Civil Branch  
Community Relations Division  
Office of Information

Attachments



Republic of the Philippines

COORDINATED By (Office Symbol, Name, Grade, Date)			
SAFOI- CC	SAFOI- C		
<i>CC</i>			
<i>CC</i>			
<i>CC</i>			
<i>CC</i>			
<i>CC</i>			
<i>CC</i>			
<i>CC</i>			
<i>CC</i>			
<i>CC</i>			

Coord cy - SAF-OIC  
Comb cy - SAF-OIC  
Reader cy - SAF-OIC  
Activity cy - SAF-OIC  
Stayback

September 16, 1966

Air Force Headquarters (SAFOICC)  
Washington D.C. 20330

S i r s :

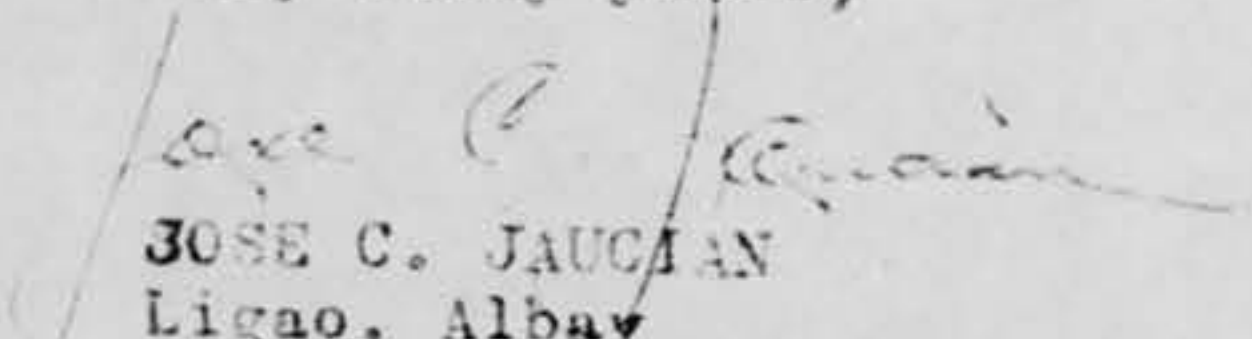
I am indeed very glad that my letter to his Excellency President Johnson has been duly attended to that I have acknowledge receipt of a letter signed by William E. Poe Colonel, USAF, Congressional Inquiry Division, Office of Legislative Liaison, dated August 1, 1966 and acknowledged by the undersigned September 12, 1966.

In compliance with the letter, that I furnish the negatives together with the accomplished FTD Form 164 which was sent together with the letter, I am hereby sending (1) roll of film which contains pictures of the UFOs together with their corresponding prints.

For further inquiry pertaining to my findings, please don't hesitate to contact me if you deem it necessary, for I have a complete file of photographs regarding these UFOs from June, July, and August, 1966. I hope I can again take their pictures in this moonlight nights of September which can be available to your good office upon request. In the accompanying pictures, prints are numbered in accordance with their occurrences. Please refer to pictures 1 and 8 wherein are probable messages written by these beings which I am referring for you to decipher. Pictures 3 and 13 are those of their spaceship.

In view of the foregoing, I hope I can be of help to your space research through my discovery of these invisible UFOs.

Very truly yours,

  
JOSE C. JAUCIAN  
Ligao, Albay  
Republic of the Philippines

Encls.

- a. 13 UFOs Prints
- b. 1 roll of UFOs Negative containing 13 frames.
- c. 1 accomplished FTD Form 164

Ligao, Albay, Philippines  
March 3, 1967

Air Force Headquarters(SAFOICC)  
Washington, D.C. 20330

Dear Sir:

Last December 12, 1966, I have forwarded to your good office a follow-up letter to my previous letter of Sept. 16, 1966, containing my answers to Air Force Hqts. anent my discovery of UFO's here in my hometown of Ligao, Albay RP.

In view of your continued silence regarding my request for proper analysis and deciphering of the somewhat coded messages which these UFO's were trying to impart to me, I have become over restless for the past months and therefore I am constrained to appeal to your office to please send back my negatives which I badly need for my personal research and collection re-these UFO's. I am leaving the prints to your office for farther study and research, so that in case you will find some interesting facts regarding the matter, you can easily contact me for proper exchange of views and opinions which will be of importance to your space research.

Sir, up to the present time I have develop a keener interest in these UFO's because there are new pictures that I have taken which were even witnessed by reliable citizens of my town which are really of interest and which delve deeper into this age of modern science and space travel. I am strictly keeping for myself only these discoveries so that it won't fall in the wrong hands, but if you won't even bother sending me your reply to my request for proper analysis, then I will write to any other interested parties which will give importance and will value these discoveries. I am still giving you ample time to think it over, whether this is a scientific discovery or just a figment of my imagination because I firmly believe, that this category is not even recorded in your project Blue Book that was sent to me by your office and therefore this I consider a unique discovery which no history and any book of Technology can be used as reference pertaining to these invisible UFO.

In closing therefore, I am still very eager to know your ideas and thoughts regarding my discovery of which I am very confident that in the long run your good office will be able to realize the importance of my discovery to your space program which is costing the U.S. government billions of dollars as well as human

8 Feb

20. Do you think you can estimate the speed of the object?

(Circle One) Yes  No

IF you answered YES, then what speed would you estimate? \_\_\_\_\_

21. Do you think you can estimate how far away from you the object was?

(Circle One) Yes  No

IF you answered YES, then how far away would you say it was? THIS APPEARED TO BE ABOUT  
AS FAR AWAY AS THE ECKO  
SATELLITE WHICH I HAVE SEEN  
SEVERAL TIMES

22. Where were you located when you saw the object?  
(Circle One):

- a. Inside a building  
b. In a car  
c. Outdoors  
d. In an airplane (type) \_\_\_\_\_  
e. At sea  
f. Other \_\_\_\_\_

23. Were you (Circle One)

- a. In the business section of a city?  
b. In the residential section of a city?  
c. In open countryside?  
d. Near an airfield?  
e. Flying over a city?  
f. Flying over open country?  
g. Other IN COPELAND

24. IF you were MOVING IN AN AUTOMOBILE or other vehicle at the time, then complete the following questions:

24.1 What direction were you moving? (Circle One)

- a. North                      c. East                      e. South                      g. West  
b. Northeast                d. Southeast                f. Southwest                h. Northwest

24.2 How fast were you moving? \_\_\_\_\_ miles per hour.

24.3 Did you stop at any time while you were looking at the object?

(Circle One) Yes  No

25. Did you observe the object through any of the following? NO

- |                 |     |    |                |     |    |
|-----------------|-----|----|----------------|-----|----|
| a. Eyeglasses   | Yes | No | e. Binoculars  | Yes | No |
| b. Sun glasses  | Yes | No | f. Telescope   | Yes | No |
| c. Windshield   | Yes | No | g. Theodolite  | Yes | No |
| d. Window glass | Yes | No | h. Other _____ |     |    |

26. In order that you can give as clear a picture as possible of what you saw, describe in your own words a common object or objects which, when placed up in the sky, would give the same appearance as the object which you saw.

PLANET  
OR SATELLITE

( 2 )

lives. If you think that your office is not in a position to give views and comments on these matters, I will be very glad if you can direct me to the proper authority or office that handles this invisible UFO category. I am

Very respectfully,

A large, thick black horizontal bar redacting the signature of the sender.

Ligao, Albay  
Republic of the Philippines

December 12, 1966

Air Force Headquarters (SAFOICC)  
Washington, D.C. 20330

S i r s :

I am too eager to be informed as to the status of my previous letter sent to your good office last September 16, 1966 which up to now has remained unanswered.

Please be informed that our letter of the above-mentioned date contains 13 UFO's Prints, (1) roll of UFO's negative containing 13 frames and (1) Accomplished FTD Form 164. I hope if ever said letter was acknowledged by your good office, the necessary analysis would be performed by competent men of your department so as to clarify once and for all the relation of my discovery to modern science and technology.

During that time interval when I sent my letter as of September 16, 1966 up to now, there are other people who has seen and observed those moving and flying objects whose figures cannot be fully determined. An employee of the Abaca Corporation of the Philippines which is opposite my house has witnessed the landing of their 'space-ship in my roof top. To erase all angles of doubt I have tried four types of cameras and four different kinds of films, and I have found out that all the results are the same. Up to the month of November, I have taken many more pictures of these UFO's and these would be added to my accumulated UFO pictures in my possession. Pictures I have taken last October and November reveals many messages which are indeed very hard to decipher and another moving form registered by the camera seems to change its position and location in the other pictures.

Sir, if and when you have acknowledge my previous letter, please inform the undersigned as to its evaluation, if there was any undertaken in order that I be relieved of my worries and uneasiness which up to now is being encountered by me due to your silence pertaining to my request. If ever you are through with my pictures and negatives please spare some time to return them to me as they are part of my precious collections. Again I am willing to send to your good office some more pictures regarding these UFO's taken the previous months of September, October and November upon request and the full guarantee that they will be returned to me after being evaluated.

In this regard, I hope you will take more interest in my discovery if they are of relation to the present age of space.

In closing I wish you all in your department a Merry Christmas and a Prosperous New Year.

Very truly yours,



Ligao, Albay  
Republic of the Philippines

No. 35. 14. 2011/11/11

~~PHILIPPINES~~  
PHILIPPINES

PHOTO ANALYSIS REPORT NR 65-44

PAGE 1 OF 3 PAGES  
DATE OF REPORT 16 November 1966

SUBJECT UFO ANALYSIS  
LOCATION LIGAO, ALBAY, PHILIPPINES DATE 27 June 1966

PHOTOGRAPHY

AF \_\_\_\_\_ IR \_\_\_\_\_ QUALITY \_\_\_\_\_  
P NRS see text

1. PURPOSE: To analyze photography of purported UFO's that was taken by Mr. Jose C. Tucian to try and define the cause of the UFO's. The following materials were furnished TDDP for analysis: Thirteen (13) borderless photographic prints. One (1) 13 exposure roll, size 120, processed negatives, cut into two sections at frame number 4, and torn at frame number 5, cut and spliced back together at frame number 12. Film is identified as FUJI Safety Neopan S.S.S. One (1) letter dated 16 September 1966 from Jose C. Tucian of the Republic of the Philippines. One (1) partially completed FID Form 164.

2. ANALYSIS: Reference: FID Form 164, Section 35, Paragraph 1 - The observer's statement that it is possible for a photographic film to record objects (wavelengths) which are invisible to the human eye, is completely true in that all silver halide materials are inherently more sensitive at the ultra violet (short wave length) end of the electromagnetic spectrum.

The film used by the observer has no sensitivity in the infrared region of the spectrum. This office knows of no method by which standard films can be modified in order to extend the sensitivity beyond about 7500 A.

Reference: FID Form 164, Section 35, Paragraph 4 - If these conditions, i.e., weightlessness, soundless, invisible, etc., etc., are indeed true, the observer neglects to furnish us with any detail at all regarding his methods of knowing when, where, and how to record these objects, persons, etc. with his camera.

Reference: FID Form 164, Section 35, Paragraph 10 - In this paragraph the observer covers almost any attempt to logically and conclusively disprove these film records by stating that the images were indeed moving lights photographed with a stationary camera.

Following is an analysis of the aforementioned materials:

Frame #1 - The observer indicates in comment 31 messages to be deciphered, and encloses an area in brackets approximately 2 inches wide. Is this the only message area, or are we to assume that all of the "tracings" are messages?

PHOTO ANALYSIS REPORT NR 65-44

PAGE 1 OF 3 PAGES

DATE OF REPORT 16 November 1966

SUBJECT UFO ANALYSIS

LOCATION LIGAO, ALBAY, PHILIPPINES

DATE 27 June 1966

PHOTOGRAPHY

AF \_\_\_\_\_ IR \_\_\_\_\_ QUALITY \_\_\_\_\_

P NRS see text

1. PURPOSE: To analyze photography of purported UFO's that was taken by ██████████ to try and define the cause of the UFO's. The following materials were furnished TDDP for analysis: Thirteen (13) borderless photographic prints. One (1) 13 exposure roll, size 120, processed negatives, cut into two sections at frame number 4, and torn at frame number 5, cut and spliced back together at frame number 12. Film is identified as FUJI Safety Neopan S.S.S. One (1) letter dated 16 September 1966 from Jose C. Lucian of the Republic of the Philippines. One (1) partially completed FTD Form 164.

2. ANALYSIS: Reference: FTD Form 164, Section 35, Paragraph 1 - The observer's statement that it is possible for a photographic film to record objects (wavelengths) which are invisible to the human eye, is completely true in that all silver halide materials are inherently more sensitive at the ultra violet (short wave length) end of the electromagnetic spectrum.

The film used by the observer has no sensitivity in the infrared region of the spectrum. This office knows of no method by which standard films can be modified in order to extend the sensitivity beyond about 7500 A.

Reference: FTD Form 164, Section 35, Paragraph 4 - If these conditions, i.e., weightlessness, soundless, invisible, etc., etc., are indeed true, the observer neglects to furnish us with any detail at all regarding his methods of knowing when, where, and how to record these objects, persons, etc. with his camera.

Reference: FTD Form 164, Section 35, Paragraph 10 - In this paragraph the observer covers almost any attempt to logically and conclusively disprove these film records by stating that the images were indeed moving lights photographed with a stationary camera.

Following is an analysis of the aforementioned materials:

Frame #1 - The observer indicates in comment 31 messages to be deciphered, and encloses an area in brackets approximately 2 inches wide. Is this the only message area, or are we to assume that all of the "tracings" are messages?

PHOTO ANALYSIS REPORT NO. 66-44 , DATED 16 November 1966

Frames #6, #7, #8 and #9 - Once again, multiple moon images indicate that several exposures were used.

Frame #10 - In frame number 10, it appears as though the camera was swung to two different light sources against black background in order to make two tracings.


Frame #11 - Two, possibly three, exposures were utilized to make this photography as indicated by the basic background exposure and the two light traces.

Frame #12 - The spaceship is in an ideal location and approximately the correct intensity to be an internal camera lens reflection. The 'lighted door' in the spaceship would correspond to the specular highlight on the front element of a camera lens pointed directly at a bright light.

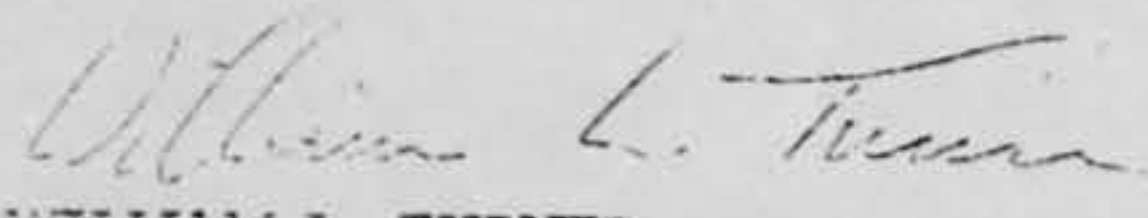
Frame #13 - This is probably a single exposure since the moon image is smeared rather than distinct as in several of the other frames. Once again the spaceship is probably a camera lens reflection. The door is in the correct position for a specular highlight caused by the light sources to the lower left.

It is the considered opinion of this office that the furnished materials and photographs do not represent imagery of spaceships and that the imagery was deliberately created by the photographer.

PHOTO ANALYSIS BY:

  
CHARLES CHAPIN  
Photographic Technologist

APPROVED BY:

  
WILLIAM L. TURNER  
Major, USAF  
Chief, Photo Analysis Branch


  
WILBER PRICE, JR.  
Chief, Photo Exploitation Division

PHOTO ANALYSIS REPORT NO. 66-44 , DATED 16 November 1966

Frames #6, #7, #8 and #9 - Once again, multiple moon images indicate that several exposures were used.

Frame #10 - In frame number 10, it appears as though the camera was swung to two different light sources against black background in order to make two tracings.

Frame #11 - Two, possibly three, exposures were utilized to make this photography as indicated by the basic background exposure and the two light traces.

Frame #12 - The spaceship is in an ideal location and approximately the correct intensity to be an internal camera lens reflection. The 'lighted door' in the spaceship would correspond to the specular highlight on the front element of a camera lens pointed directly at a bright light.

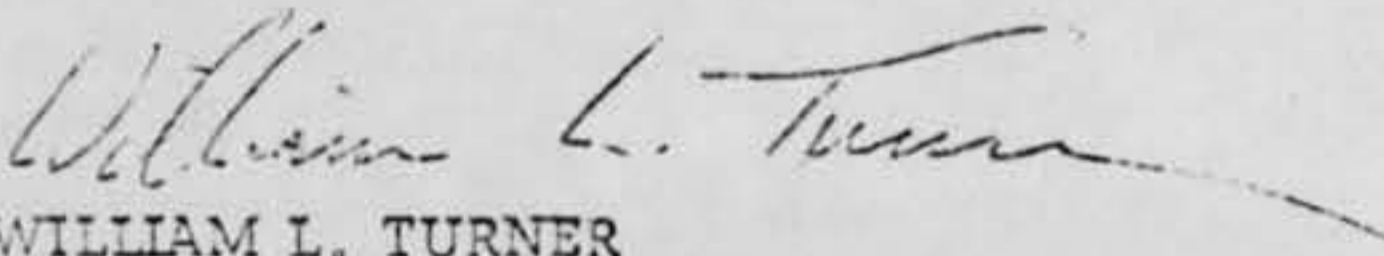
Frame #13 - This is probably a single exposure since the moon image is smeared rather than distinct as in several of the other frames. Once again the spaceship is probably a camera lens reflection. The door is in the correct position for a specular highlight caused by the light sources to the lower left.


It is the considered opinion of this office that the furnished materials and photographs do not represent imagery of spaceships and that the imagery was deliberately created by the photographer.

PHOTO ANALYSIS BY:

  
CHARLES CHAPIN  
Photographic Technologist

APPROVED BY:

  
WILLIAM L. TURNER  
Major, USAF  
Chief, Photo Analysis Branch

  
WILBER PRICE, JR.  
Chief, Photo Exploitation Division

Page 3

PHOTO ANALYSIS REPORT NO. 66-44, DATED 16 November 1966

There are several methods by which this photograph could be made. These methods could have been used singly or in combination:

- a. Double printing technique, utilizing a positive transparency in register over the negative.
- b. Double exposure technique by first photographing the basic scene then pointing the camera at a black background and somehow randomly moving a small light source across the black background while utilizing a chopper or a continuous motion picture type shutter in front of the lens to obtain the "pulsating" light effect.
- c. Recording the basic scene and waiting until lights 1, 4, 2, and 5 are extinguished and then placing one or several small light sources at the scene and randomly gyrating the camera. Several extremely similar patterns exist in frame 1, strongly suggesting that this may have been the method utilized.

Frame #2 - This appears to have been done with two separate exposures, possibly from two different locations.


Tracings a, b, c, and d are identical in general shape differing only in width. This width difference could be accomplished by using an anamorphic lens on the camera, slightly defocused and imaging four light sources on the ground, opening the shutter and uniformly panning the camera downward. The tracings numbered "2" are identical and appear to constitute a second exposure. Trace "E" is possibly a third exposure. A microscopic analysis of the negative reveals at least four and possibly five images of the moon within the area marked "1" on the print, indicating that at least four distinct exposures were made.

Frame #3 - The invisible, transparent, and weightless spaceship identified as "3" is in all probability an internal camera lens reflection (secondary image) from either of the lights marked "1" or "2". The trace marked "4" could have been accomplished by the aforementioned methods. (see frame #1 analysis)

Frame #4 - Within the area marked "1" a microscopic examination of the negative reveals several (at least three and possibly six) images of the moon, again indicating multiple exposure negatives.

Frame #5 - No analysis was made of the length of the star trace versus time to correlate the stated exposure time with the actual exposure time. As before, this photograph could be duplicated, with time and patience, utilizing multiple techniques.

Page 2

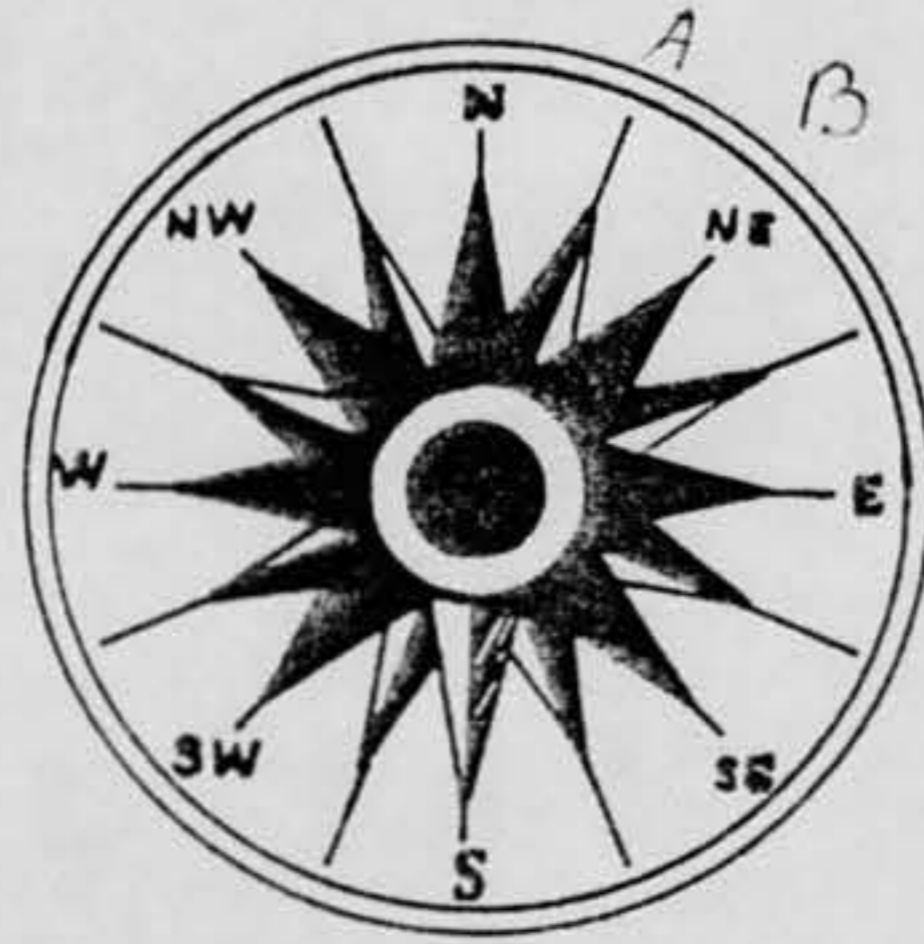
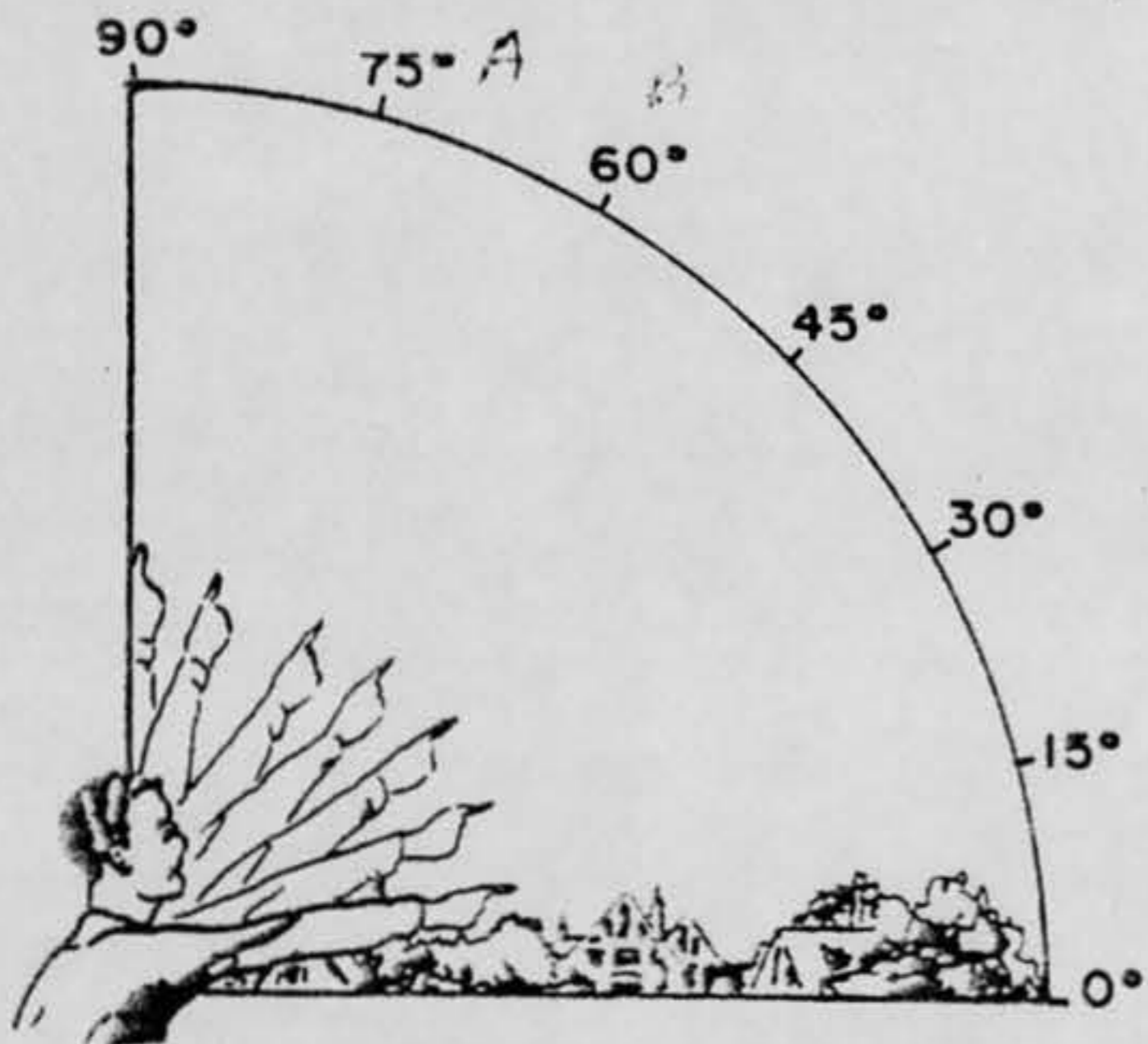


This case contains 4, 3"x3"  
photos.

1 - 17 JULY 1966 SIGHTINGS

<u>DATE</u>	<u>LOCATION</u>	<u>OBSERVER</u>	<u>EVALUATION</u>
July	Dayton, Ohio	[REDACTED]	Insufficient Data
July	Plymouth, Ohio	[REDACTED]	Insufficient Data
July	Concord, California	[REDACTED]	Insufficient Data
3	Bloomington, Indiana	[REDACTED]	Insufficient Data
3	West Jefferson, Ohio	Multiple	Other (PLASMA)
3	Dixon, Illinois	Multiple	Balloon
4	West Galveston Bay, Texas	[REDACTED]	Insufficient Data
4	Houston, Texas	[REDACTED]	Insufficient Data
4	New Haven, Connecticut	[REDACTED]	Aircraft
4	Detroit, Michigan	Multiple	Balloon
5	Covington, Kentucky	[REDACTED]	Aircraft
5	Houston, Texas	[REDACTED]	Balloon
5	Lakewood, California	[REDACTED]	Aircraft
6	Fairpoint, South Dakota	[REDACTED]	Aircraft
6	Dayton, Ohio	Multiple	Other (CONFLICTING DATA)
6	Oxford, Ohio	[REDACTED]	Aircraft
6	Fairpoint, South Dakota	[REDACTED]	Insufficient Data
6	Illinois, Ohio	Multiple	1. Aircraft
6	Columbus, Ohio	[REDACTED]	2. Reflection
7	Girard, Ohio	[REDACTED]	Astro (METEOR)
7	Dayton, Ohio	[REDACTED]	Astro (METEOR)
7	Cedar Rapids, Iowa	[REDACTED]	Other (PSYCHOLOGICAL)
7	Centerville, Ohio	[REDACTED]	Aircraft
7	Conroe, Texas	Multiple	Astro (METEOR)
7	Amarillo, Texas	Multiple	Aircraft
8	Ilion, New York	[REDACTED]	Other (CONFLICTING DATA)
8	Mediterranean Sea	[REDACTED]	Aircraft
8	Ladd, Illinois	[REDACTED]	Aircraft
8	Clovis, New Mexico	[REDACTED]	Astro (REGULUS)
9	Hamilton, Ohio	Military	Astro (METEOR)
9	Houston, Texas	[REDACTED]	Aircraft
10	24.45N 124.45E	[REDACTED]	Insufficient Data
10	Ryukyuan, Islands	Multiple	Astro (VEGA)
10	Columbus, Ohio	Multiple	Other (SATELLITE DECAY)
10	Macedonia, Ohio	Multiple	Other (SATELLITE DECAY)
10	Exit 7, Ohio Turnpike	[REDACTED]	Aircraft
11	Lower Souris Wildlife Refuge, N D	[REDACTED]	Satellite
11	Columbus, Ohio	[REDACTED]	Aircraft
11	Union, Pennsylvania	[REDACTED]	Aircraft
12	Philadelphia, Pennsylvania	[REDACTED]	UNIDENTIFIED
12	Albuquerque, New Mexico	[REDACTED]	Other (CONFLICTING DATA)
12	Albuquerque, New Mexico	[REDACTED]	1. Aircraft
12	Kirtland AFB, New Mexico	[REDACTED]	2. Astro (METEOR)
13	Houston, Texas	Military	Astro (METEOR)
13	Houston, Texas	[REDACTED]	Satellite (ECHO II)
13	Ralston	[REDACTED]	Satellite
13-14	Omaha, Nebraska	[REDACTED]	Aircraft
14	St Clair, Pennsylvania	Multiple	Insufficient Data
14	North Hudson, New York	[REDACTED]	Astro (METEOR)
15	Kalispell AFS, Montana	[REDACTED]	Aircraft
16	Houston, Texas	[REDACTED]	Aircraft
			Other (SEARCH LIGHTS)
			Astro (METEOR)

27. In the following sketch, imagine that you are at the point shown. Place an "A" on the curved line to show how high the object was above the horizon (skyline) when you *first* saw it. Place a "B" on the same curved line to show how high the object was above the horizon (skyline) when you *last* saw it. Place an "A" on the compass when you *first* saw it. Place a "B" on the compass where you *last* saw the object.



28. Draw a picture that will show the motion that the object or objects made. Place an "A" at the beginning of the path, a "B" at the end of the path, and show any changes in direction during the course.



29. IF there was MORE THAN ONE object, then how many were there? 1  
 Draw a picture of how they were arranged, and put an arrow to show the direction that they were traveling.

1 - 17 JULY 1966 SIGHTINGS

<u>DATE</u>	<u>LOCATION</u>	<u>OBSERVER</u>	<u>EVALUATION</u>
16	St Paul, Minnesota	[REDACTED]	Insufficient Data
17	Ernest Harmon AFB, Canada	Multiple	Balloon
17	New York, New York	[REDACTED]	Insufficient Data
17	Enon, Ohio	[REDACTED]	Insufficient Data
17	Belleville, Illinois	[REDACTED]	Astro (SPICA & DENEBO)
17-19	New Castle, Maine (CASE MISSING)	[REDACTED]	Astro (STARS/PLANETS)

ADDITIONAL REPORTED SIGHTINGS (NOT CASES)

<u>DATE</u>	<u>LOCATION</u>	<u>SOURCE</u>	<u>EVALUATION</u>
July	Rochester, New York	[REDACTED]	
July	Arlington, Virginia	[REDACTED]	
July	Logansport, Louisiana	[REDACTED]	
4	Mayo, Maryland	[REDACTED]	
6	Detroit, Michigan	[REDACTED]	
8	Webster, Groves, Montana	[REDACTED]	
13	Dayton, Ohio	[REDACTED]	
15	Toledo, Ohio	[REDACTED]	

30. Have you ever seen this, or a similar object before. If so give date or dates and location.

NO

31. Was anyone else with you at the time you saw the object? (Circle One)

Yes  No

31.1 IF you answered YES, did they see the object too? (Circle One)

Yes  No

31.2 Please list their names and addresses:

[Redacted names and addresses]

32. Please give the following information about yourself:

NAME [Redacted] [Redacted] [Redacted]  
Last Name First Name Middle Name

ADDRESS [Redacted] MERIDIAN  IDAHO  
Street City Zone State

TELEPHONE NUMBER [Redacted] AGE 43 SEX M

Indicate any additional information about yourself, including any special experience, which might be pertinent.

33. When and to whom did you report that you had seen the object?

MATER GUNTER LIA

6 JULY 1966  
Day Month Year