

PROJECT 10073 RECORD

1. DATE OF OBSERVATION 26 February 66 27/01324		2. LOCATION Manchester, New Hampshire (2 Witnesses)	
3. SOURCE Civilian	10. CONCLUSION Sighting: Other (CONFLICTING DATA) Photo Analysis: Other (INSUFFICIENT CLARITY TO ENABLE A POSITIVE IDENTIFICATION)		
4. NUMBER OF OBJECTS Two	See letter of 16 Nov 67 for general comments.		
5. LENGTH OF OBSERVATION 90 seconds	11. BRIEF SUMMARY AND ANALYSIS		
6. TYPE OF OBSERVATION	The observer saw two flashing reddish-orange lights that were about the intensity of aircraft wing lights. The objects were seen on 26 Feb 66 at 2132 EST in Manchester, N. H. The objects traveled in a straight course and disappeared shortly after they were first seen.		
7. COURSE Conflicting	COMMENTS: The observer has seen UFO's many times in the past, on 16 Jan 65 is supposed to have taken a ride in a space ship. On the Form 164, relating to this case the observer seems to have "forgotten" this ride, for it is not mentioned. The observer also states that his girl friend is an extraterrestrial. Therefore the reliability of the observer seems to be in doubt.		
8. PHOTOS <input checked="" type="checkbox"/> Yes <input type="checkbox"/> No			
9. PHYSICAL EVIDENCE <input type="checkbox"/> Yes <input checked="" type="checkbox"/> No			

26 Feb - 7 Ma
2 Aug, 66

FTD (TDEFR)
Wright-Patterson AFB, Ohio 45433
2 August 1966


Manchester, New Hampshire 03103

Dear Mr. 

Reference your photograph which you submitted for analysis. A preliminary analysis has been completed, however, additional information is necessary for a more detailed analysis. This would include type of film used, type of camera, lens data, focal length, exposure data and distance from camera to the object.

The preliminary analysis indicated:

Only one true image appears on the negative. This image appears as a white ball on the 5" x 7" print. Under close examination, the image appears to be smeared indicating either camera motion or image motion. There is little or no evidence of a hard image within the center of the white area. No stars are visible in the background of the frame. You indicate in your statement that the object appeared no brighter than an aircraft wing light. You also indicate that the weather was clear and dry and that it was a bright night with many stars. This being the case, stars should be visible if the image photographed was no brighter than an aircraft wing light. Other apparent images on the negative do not exhibit characteristics of true photographic images. They are probably the result of careless processing or poor film handling. The second object reported could not be identified or located on the print.

If you will provide us with the above information we can make a more complete analysis. We appreciate your assistance in this matter.

Sincerely,


HECTOR QUINTANILLA, Jr, Major, USAF
Chief, Project Blue Book

10 May 66
postive

Project BlueBook

Chief Major Hector Quintanilla

reference to may 5 1966 FTD (TDEW) Wright-Patterson AFB, Ohio

Dear Sir;

take all the time you need to do the prints and the evaluate due to the work load.

Mr. [REDACTED]

That is our name for the same type of work as Blue Book

P.S. need information on person

By name who is believed to be false name she work at Hotel computer center manchester. Top of Town her water name or rather her hotel name is Pitt she gave me many false reports.

[REDACTED]

April 7, 1966

[REDACTED]

Checked the Police station they told the truth alfrebeaut
of one 82 hall street they do operate very little.
here is the negative you requested

on the 7march 1966.

Project Blue Book,

Hector, sic.

will have to

keep form for future may need
more.

(T D E U \ F T D

[REDACTED]

THE CLEARVIEW MANCHESTER ASTRONOMICAL SOCIETY

stor

Manchester, N. H.

December, January, February
1962 1963

NEWS LETTER

The Manned Lunar Mission, By Robert R. Gilruth* and Maxime A. Faget**
Introduction

The National Aeronautics and Space Administration has been in existence not quite four years. Since its beginning NASA has had a strong program in the development of manned space vehicles. Furthermore, the Manned Space Flight Program has been expanded very rapidly, becoming the dominant program within NASA, which is likewise growing at a rapid pace. The next major outstanding goal of our present Manned Space Flight Program is the exploration of the Moon.

* Director, NASA Manned Spacecraft Center

** Assistant Director, Research and Development, NASA Manned Spacecraft Center

The three major schemes for the lunar mission were the direct approach involving no rendezvous, rendezvous of two parts of the mission payload in earth orbit, and the use of a separate lunar landing spacecraft which will rendezvous with the return spacecraft in lunar orbit.

The mission is originated from a parking orbit about the earth. The vehicle is maneuvered into an orbit about the moon from which the landing is made. These maneuvers will be discussed in a subsequent section of this paper.

The scheme that has been chosen for the Apollo mission was announced July 11, 1962, as the lunar orbit rendezvous method. This scheme was first studied in detail by Dr. John C. Loubolt of NASA Langley Research Center a year and a half ago. The Manned Spacecraft Center started a serious study of this scheme almost a year ago. Every element within NASA with a major role in the Apollo program has also carried out studies of the various mission schemes, and there exists at this time a unanimous agreement among these elements that the lunar orbit rendezvous scheme is the preferred method to carry out the Apollo mission.

The important characteristics of the lunar rendezvous approach are as follows:
(1) A separate spacecraft is used for landing on the moon. (2) The total amount of mass that must be boosted to escape velocity is greatly decreased. (3) A minimum number of additional elements not already being designed and manufactured are needed to achieve the mission objectives.

The Clearview Manchester Astronomical Society wishes every one a Merry Christmas and Happy New Year, even though it may be late by the time this sheet is out. We have become international in members last month. U.F.O. study is one of our pet projects but we are wondering when the next report will come in. We did not have a believable story for six months, and when we do get one some joker was pulling our leg. Let's have the truth.

*****		*****	
* Brunette Barber Shop *	* Lafond Auto Glass *		
* Air Conditioned Closed Monday *	* 795 Massabesic Street *		
* Open daily 8:00 a.m. to 5:30 p.m. *	* Mirrors - Furniture tops - Combina- *		
* Except Friday 8:00 a.m. to 8:30 p.m. *	* tion Windows - Glazing - Repairs *		
* Corner of Harvard and Wilson Street *	* windows *		

	* Tel. NA 3-6662 *		
*****		*****	

The Clearview Manchester Astronomical Society

April 27, 1966

Manchester New Hampshire

in reference to

FTD (TDEW)

Wright-Patterson AFB, Ohio 45433

4 April 1966

Apr 5, 1966

Hector Quintanilla, Jr, Major, USAF
Chief, Project Blue Book

Wherein the world are the two prints and my negative it is about
time to send them or my negative. a copy of your reply 4 April 1966
has been forwarded to the academy of science in Moscow USSR
if the negative is not here in ten days the same information will be sent to
Moscow for evaluation. If the negative is on way please disregard this
letter.

Manchester N.H.

1400000
March 30, 1966 MAR

T.C.M.A.S.

F.T.O.W. (T.D.E.V.)

Wright-Patterson AFB Ohio 45433

Major Hector Quintavilla

Chief, Project Blue Book

U.S. I.G. wed, March 30, 1966
MORNING

"yet" the state next is
covered. Test.

call Police at [redacted] 5:30 PM

According to Manchester Police Dept.
there have been no calls or U.F.O.'s
reports from persons in the
Manchester area.

T.C.M.A.S.

Visit [redacted]

Spas Patrol.



THE CLEARVIEW MANCHESTER ASTRONOMICAL SOCIETY *of Aug 2 etc*

~~_____~~
Manchester, New Hampshire 03103

~~_____~~
Dear Sir:

George P. Freeman, Jr.
Lt. Colonel, USAF
Chief, Civil Branch
Community Relations Division
Office of Information

This is in reference to your letter of Feb 8 1967. in reference to letter of August 2, 1966 From Project Blue Book At Wright-Patterson , in reference to the sighting of an unidentified object in the lower part of the earths atmosphere at an altitude of 600 ft. The Camera was a 4x5 press type the focal length of the (lens 127mm) F4.5 . the in for mation requested has been obtained, with some difculty, it is indeed lucky the man who sold me the camera has an excelent memery. now that you have the information as to the foca length of the lens you can make a positive me,surement of the image . the negative will be sent to you and you can make all the measurements you want when you are finished withit please return it, also ther is one print due me from Wright-Patterson air Force Base they were suposed to make to prints , have recieved only one printand my original enlarment and negative. *watch* our ~~_____~~ and the clock watch of the sky has ben discontinued. but I still *watch* when able

~~_____~~
Mr. R. ~~_____~~

P.S. I have decided to include the original negative in this letter. take good care of it I lead

Q124
No case 20 only



THE CLEARVIEW MANCHESTER ASTRONOMICAL SOCIETY

16 Feb 67

~~_____~~
~~_____~~ New Hampshire 03103

~~_____~~
~~_____~~
EXEC. SECRETARY

*major & untaken if you
work more details come
on down and I try to
set around for you*

*To meet my
god from winter
spare.*

~~_____~~
~~_____~~

retain with 26 Feb 67 case

Feb 7 66

U.S. AIR FORCE TECHNICAL INFORMATION

This questionnaire has been prepared so that you can give the U.S. Air Force as much information as possible concerning the unidentified aerial phenomenon that you have observed. Please try to answer as many questions as you possibly can. The information that you give will be used for research purposes. Your name will not be used in connection with any statements, conclusions, or publications without your permission. We request this personal information so that if it is deemed necessary, we may contact you for further details.

<p>1. When did you see the object?</p> <p><u>26</u> <u>Feb</u> <u>1966</u></p> <p>Day Month Year</p>	<p>2. Time of day: <u>8:33</u></p> <p>Hour Minutes</p> <p>(Circle One): A.M. or <u>P.M.</u></p>
--	---

3. Time Zone: (Circle One): a. Eastern
 b. Central
 c. Mountain
 d. Pacific
 e. Other _____

(Circle One): a. Daylight Saving
 b. Standard

4. Where were you when you saw the object?

~~_____~~ Manchester N. H.

Nearest Postal Address City or Town State or County

5. How long was object in sight? (Total Duration) _____

Hours Minutes 2 Seconds

a. Certain
 b. Fairly certain
 c. Not very sure
d. Just a guess

5.1 How was time in sight determined? _____

5.2 Was object in sight continuously? Yes _____ No _____

6. What was the condition of the sky?

DAY NIGHT

a. Bright
 b. Cloudy

a. Bright
b. Cloudy

7. IF you saw the object during DAYLIGHT, where was the SUN located as you looked at the object?

(Circle One): a. In front of you
 b. In back of you
 c. To your right
 d. To your left
 e. Overhead
 f. Don't remember

8. IF you saw the object at NIGHT, what did you notice concerning the STARS and MOON?

8.1 STARS (Circle One):

- a. None
- b. A few
- c. Many
- d. Don't remember

8.2 MOON (Circle One):

- a. Bright moonlight
- b. Dull moonlight
- c. No moonlight - pitch dark
- d. Don't remember

9. What were the weather conditions at the time you saw the object?

CLOUDS (Circle One):

- a. Clear sky
- b. Hazy
- c. Scattered clouds
- d. Thick or heavy clouds

WEATHER (Circle One):

- a. Dry
- b. Fog, mist, or light rain
- c. Moderate or heavy rain
- d. Snow
- e. Don't remember

10. The object appeared: (Circle One):

- a. Solid
- b. Transparent
- c. Vapor
- d. As a light
- e. Don't remember

11. If it appeared as a light, was it brighter than the brightest stars? (Circle One):

- a. Brighter
- b. Dimmer
- c. About the same
- d. Don't know

11.1 Compare brightness to some common object:

Like a STAR

12. The edges of the object were:

- (Circle One):
- a. Fuzzy or blurred
 - b. Like a bright star
 - c. Sharply outlined
 - d. Don't remember

e. Other _____

13. Did the object:

(Circle One for each question)

- | | | | |
|---|--------------------------------------|-------------------------------------|------------|
| a. Appear to stand still at any time? | Yes | <input checked="" type="radio"/> No | Don't know |
| b. Suddenly speed up and rush away at any time? | Yes | <input checked="" type="radio"/> No | Don't know |
| c. Break up into parts or explode? | Yes | <input checked="" type="radio"/> No | Don't know |
| d. Give off smoke? | Yes | <input checked="" type="radio"/> No | Don't know |
| e. Change brightness? | <input checked="" type="radio"/> Yes | No | Don't know |
| f. Change shape? | Yes | <input checked="" type="radio"/> No | Don't know |
| g. Flash or flicker? | <input checked="" type="radio"/> Yes | No | Don't know |
| h. Disappear and reappear? | <input checked="" type="radio"/> Yes | No | Don't know |

NOV 16 1967

TDPT (UFO) Maj Quintanilla/70916/mhs/16 Nov 67

UFO Observation & Photograph, 26 February 1966

Mr. [REDACTED]

Manchester, New Hampshire 03103

1. Reference your unidentified observation and subsequent photographs. In the original questionnaire you completed, you stated that it was a clear night, the objects were orange-red in color, approximately one-half mile away, and indicated that the objects were going northwest in question #27. You later changed the distance to 600 feet.
2. The other witness states that it was a cloudy night, the objects were like bluish-white lights, and on question #27 indicates that he saw the objects going southwest.
3. Both you and the other witness state that there were two objects. The photo-experts report that there is only one "white ball" on the print. There is little or no evidence of a hard image within the center of the white area. No stars were visible despite the fact that they should have been, if the object was as bright as stated. Most apparent images on the film are the result of careless processing or poor film handling. With the additional information provided, the object was calculated to have been fourteen feet across the major axis and approximately twelve feet across the minor axis.
4. There is, however, no definite outline or shape for the "object" thus, precluding a definite identification. Because of this, the case is being carried as "Conflicting Data" and the photograph as "Insufficient clarity to enable a positive identification."

JAMES C. MANATT, Colonel, USAF
Director of Production

1 Atch
Negative with one print

COORDINATION:

TDPT (UFO) DATE _____

TDPT DATE _____

TDPT (UFO) OFFICIAL FILE CY

14. Did the object disappear while you were watching it? If so, how?

car approach what with lights on
was BLINDED by car lights

15. Did the object move behind something at any time, particularly a cloud?

(Circle One):

Yes

No

Don't Know.

IF you answered YES, then tell what

it moved behind:

a tree

16. Did the object move in front of something at any time, particularly a cloud?

(Circle One):

Yes

No

Don't Know.

IF you answered YES, then tell what

in front of:

17. Tell in a few words the following things about the object:

a. Sound no


b. Color blueish white light

18. We wish to know the angular size. Hold a match stick at arm's length in line with a known object and note how much of the object is covered by the head of the match. If you had performed this experiment at the time of the sighting, how much of the object would have been covered by the match head?

$\frac{3}{4}$

19. Draw a picture that will show the shape of the object or objects. Label and include in your sketch any details of the object that you saw such as wings, protrusions, etc., and especially exhaust trails or vapor trails.

Place an arrow beside the drawing to show the direction the object was moving.



20. Do you think you can estimate the speed of the object?

(Circle One)

Yes

No

IF you answered YES, then what speed would you estimate? _____

21. Do you think you can estimate how far away from you the object was?

(Circle One)

Yes

No

IF you answered YES, then how far away would you say it was? _____

22. Where were you located when you saw the object?

(Circle One):

- a. Inside a building
- b. In a car
- c. Outdoors
- d. In an airplane (type) _____
- e. At sea
- f. Other _____

23. Were you (Circle One)

- a. In the business section of a city?
- b. In the residential section of a city?
- c. In open countryside?
- d. Near an airfield?
- e. Flying over a city?
- f. Flying over open country?
- g. Other _____

24. IF you were MOVING IN AN AUTOMOBILE or other vehicle at the time, then complete the following questions:

24.1 What direction were you moving? (Circle One)

- | | | | |
|--------------|--------------|--------------|--------------|
| a. North | c. East | e. South | g. West |
| b. Northeast | d. Southeast | f. Southwest | h. Northwest |

24.2 How fast were you moving? _____ miles per hour.

24.3 Did you stop at any time while you were looking at the object?

(Circle One)

Yes

No


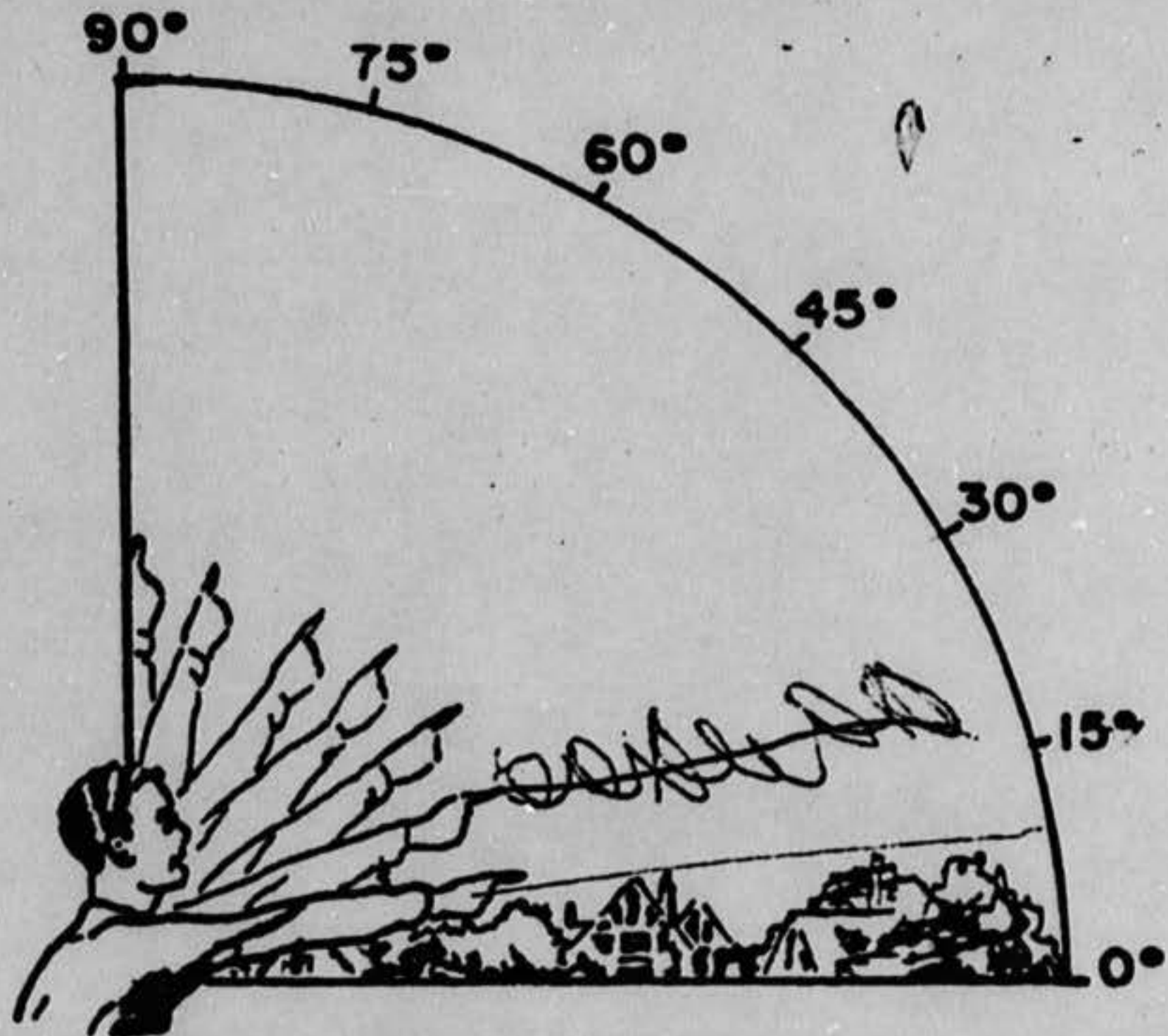
25. Did you observe the object through any of the following?

- | | | | | | |
|--|--------------------------------------|----|--|--------------------------------------|----|
| <input checked="" type="radio"/> a. Eyeglasses | <input checked="" type="radio"/> Yes | No | <input checked="" type="radio"/> e. Binoculars | <input checked="" type="radio"/> Yes | No |
| b. Sun glasses | Yes | No | f. Telescope | Yes | No |
| c. Windshield | Yes | No | g. Theodolite | Yes | No |
| d. Window glass | Yes | No | h. Other _____ | | |


26. In order that you can give as clear a picture as possible of what you saw, describe in your own words a common object or objects which, when placed up in the sky, would give the same appearance as the object which you saw.

Flash Light

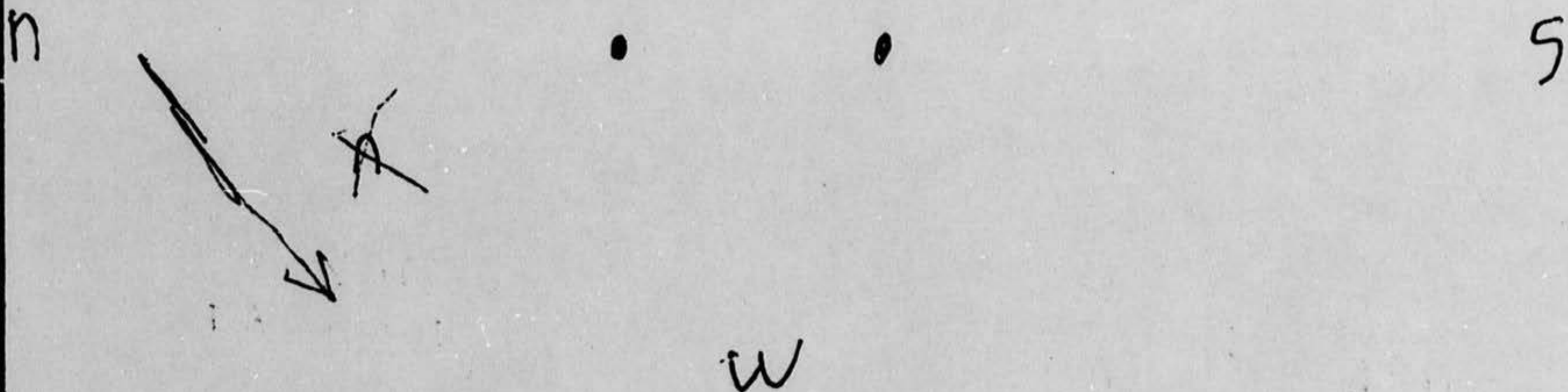
27. In the following sketch, imagine that you are at the point shown. Place an "A" on the curved line to show how high the object was above the horizon (skyline) when you *first* saw it. Place a "B" on the same curved line to show how high the object was above the horizon (skyline) when you *last* saw it. Place an "A" on the compass when you *first* saw it. Place a "B" on the compass where you *last* saw the object.



28. Draw a picture that will show the motion that the object or objects made. Place an "A" at the beginning of the path, a "B" at the end of the path, and show any changes in direction during the course.



29. IF there was MORE THAN ONE object, then how many were there? 2
 Draw a picture of how they were arranged, and put an arrow to show the direction that they were traveling.



30. Have you ever seen this, or a similar object before. If so give date or dates and location.

yes, about 1963 1964 1965.
summer summer winter

31. Was anyone else with you at the time you saw the object? (Circle One)

Yes

No

31.1 IF you answered YES, did they see the object too? (Circle One)

Yes

No

31.2 Please list their names and addresses:

MR. R. [redacted]
[redacted] st.
manchester N.H.

32. Please give the following information about yourself:

NAME

Last Name

First Name

Middle Name

ADDRESS

Street

City

Zone

State

TELEPHONE NUMBER

AGE

SEX

19 male

Indicate any additional information about yourself, including any special experience, which might be pertinent.

amateur astronomer

33. When and to whom did you report that you had seen the object?

7

Day

4

Month

1966

Year


manchester N.H.

manchester police
the CLEARVIEW
manchester astronomical
society

34. Date you completed this questionnaire:

9 4 1966
Day Month Year

35. Information which you feel pertinent and which is not adequately covered in the specific points of the questionnaire or a narrative explanation of your sighting.



U.S. AIR FORCE TECHNICAL INFORMATION

APR 15, 66

This questionnaire has been prepared so that you can give the U.S. Air Force as much information as possible concerning the unidentified aerial phenomenon that you have observed. Please try to answer as many questions as you possibly can. The information that you give will be used for research purposes. Your name will not be used in connection with any statements, conclusions, or publications without your permission. We request this personal information so that if it is deemed necessary, we may contact you for further details.

1. When did you see the object?

26 Day 2 Month 1966 Year

2. Time of day: 8 Hour 32 Minutes

(Circle One): A.M. or P.M.

3. Time Zone:

(Circle One): a. Eastern b. Central c. Mountain d. Pacific e. Other

(Circle One): a. Daylight Saving b. Standard

4. Where were you when you saw the object?

New Hampshire Hillsborough State or County

5. How long was object in sight? (Total Duration)

1 Hour 30 Minutes Seconds

a. Certain b. Fairly certain c. Not very sure d. Just a guess

5.1 How was time in sight determined? wristwatch

5.2 Was object in sight continuously? Yes No

6. What was the condition of the sky?

DAY a. Bright b. Cloudy NIGHT a. Bright b. Cloudy

7. IF you saw the object during DAYLIGHT, where was the SUN located as you looked at the object?

(Circle One): a. In front of you b. In back of you c. To your right d. To your left e. Overhead f. Don't remember

8. IF you saw the object at NIGHT, what did you notice concerning the STARS and MOON?

8.1 STARS (Circle One):

- a. None
- b. A few
- c. Many
- d. Don't remember

8.2 MOON (Circle One):

- a. Bright moonlight
- b. Dull moonlight
- c. No moonlight - pitch dark
- d. Don't remember

9. What were the weather conditions at the time you saw the object?

CLOUDS (Circle One):

- a. Clear sky
- b. Hazy
- c. Scattered clouds
- d. Thick or heavy clouds

WEATHER (Circle One):

- a. Dry
- b. Fog, mist, or light rain
- c. Moderate or heavy rain
- d. Snow
- e. Don't remember

10. The object appeared: (Circle One):

- a. Solid
- b. Transparent
- c. Vapor
- d. As a light
- e. Don't remember

11. If it appeared as a light, was it brighter than the brightest stars? (Circle One):

- a. Brighter
- b. Dimmer
- c. About the same
- d. Don't know

11.1 Compare brightness to some common object:

Aircraft wing light (not landing lights) of aircraft

12. The edges of the object were:

- (Circle One):
- a. Fuzzy or blurred
 - b. Like a bright star
 - c. Sharply outlined
 - d. Don't remember

e. Other _____

13. Did the object:

(Circle One for each question)

- | | | | |
|---|--------------------------------------|-------------------------------------|------------|
| a. Appear to stand still at any time? | Yes | <input checked="" type="radio"/> No | Don't know |
| b. Suddenly speed up and rush away at any time? | Yes | <input checked="" type="radio"/> No | Don't know |
| c. Break up into parts or explode? | Yes | <input checked="" type="radio"/> No | Don't know |
| d. Give off smoke? | Yes | <input checked="" type="radio"/> No | Don't know |
| e. Change brightness? | Yes | <input checked="" type="radio"/> No | Don't know |
| f. Change shape? | Yes | <input checked="" type="radio"/> No | Don't know |
| g. Flash or flicker? | <input checked="" type="radio"/> Yes | No | Don't know |
| h. Disappear and reappear? | <input checked="" type="radio"/> Yes | No | Don't know |

14. Did the object disappear while you were watching it? If so, how?
Yes. It passed behind a tree.

15. Did the object move behind something at any time, particularly a cloud?

(Circle One): Yes No Don't Know. IF you answered YES, then tell what it moved behind: _____

16. Did the object move in front of something at any time, particularly a cloud?

(Circle One): ~~Yes~~ No Don't Know. IF you answered YES, then tell what in front of: _____

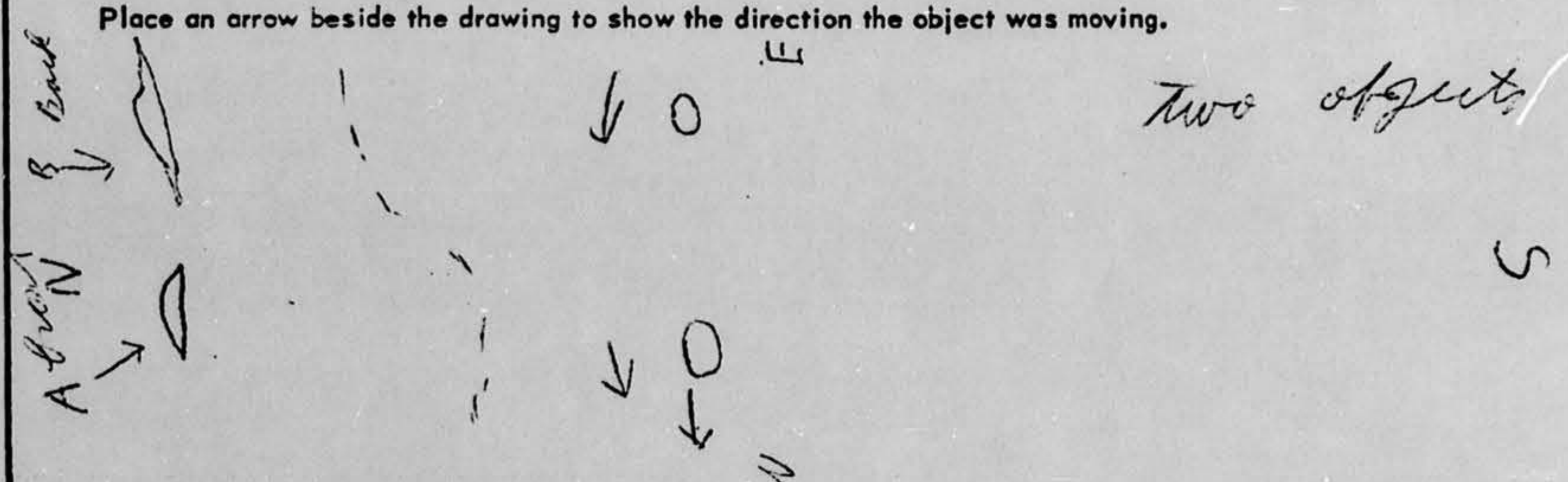
17. Tell in a few words the following things about the object:

- a. Sound None
- b. Color reddish orange

18. We wish to know the angular size. Hold a match stick at arm's length in line with a known object and note how much of the object is covered by the head of the match. If you had performed this experiment at the time of the sighting, how much of the object would have been covered by the match head?

The match head would have covered only the center part of the object. or $\frac{1}{2}$ of object.

19. Draw a picture that will show the shape of the object or objects. Label and include in your sketch any details of the object that you saw such as wings, protrusions, etc., and especially exhaust trails or vapor trails. Place an arrow beside the drawing to show the direction the object was moving.



20. Do you think you can estimate the speed of the object?

(Circle One) Yes No

IF you answered YES, then what speed would you estimate? 50 miles per hour

21. Do you think you can estimate how far away from you the object was?

(Circle One) Yes No

IF you answered YES, then how far away would you say it was? About a half mile

22. Where were you located when you saw the object?
(Circle One):

- a. Inside a building
- b. In a car
- c. Outdoors
- d. In an airplane (type)
- e. At sea
- f. Other _____

23. Were you (Circle One)

- a. In the business section of a city?
- b. In the residential section of a city?
- c. In open countryside?
- d. Near an airfield?
- e. Flying over a city?
- f. Flying over open country?
- g. Other _____

24. IF you were MOVING IN AN AUTOMOBILE or other vehicle at the time, then complete the following questions:

24.1 What direction were you moving? (Circle One)

- | | | | |
|--------------|--------------|--------------|--------------|
| a. North | c. East | e. South | g. West |
| b. Northeast | d. Southeast | f. Southwest | h. Northwest |

24.2 How fast were you moving? _____ miles per hour.

24.3 Did you stop at any time while you were looking at the object?

(Circle One) Yes No

25. Did you observe the object through any of the following?

- | | | | | | |
|-----------------|-----|----|--|-----|----|
| a. Eyeglasses | Yes | No | <input checked="" type="radio"/> e. Binoculars | Yes | No |
| b. Sun glasses | Yes | No | f. Telescope | Yes | No |
| c. Windshield | Yes | No | g. Theodolite | Yes | No |
| d. Window glass | Yes | No | h. Other _____ | | |

26. In order that you can give as clear a picture as possible of what you saw, describe in your own words a common object or objects which, when placed up in the sky, would give the same appearance as the object which you saw.

A traffic light with orange and red signal on at the same time when seen at a distance of a thousand five hundred feet.

SAF-OICC/Mrs Cassel/bp/79079/8 Feb 67

FEB - 8 1967

Dear Mr. ██████████

Reference your sighting of February 2, 1966 in which a photograph was taken of an alleged unidentified flying object.

The additional information received in your letter dated August 16, 1966 has not been of value in identifying the image on the photograph. The flashbulb, which you state was used, would have had little or no effect on the illumination of an object at a distance of 600 feet when used in conjunction with a lens aperature of f. 4.5 As stated in the letter, the camera used was a 4 X 5 speed graphic with a normal lens. The camera focal length was not given.

As for the report, although a positive identification of the stimulus has not been made, it is felt that you observed an aircraft. It should be noted that the reports of Mr. ██████████ and yourself differ in several respects concerning the appearance (color) and movement of the object.

As reported in the earlier photo analysis report, (reference letter of August 2, 1966 from Project Blue Book at Wright-Patterson) we are unable to make a positive measurement of the image without the additional information.

I am inclosing the original negative and two prints.

Sincerely,

GEORGE P. FREEMAN, JR.
Lt Colonel, USAF
Chief, Civil Branch
Community Relations Division
Office of Information


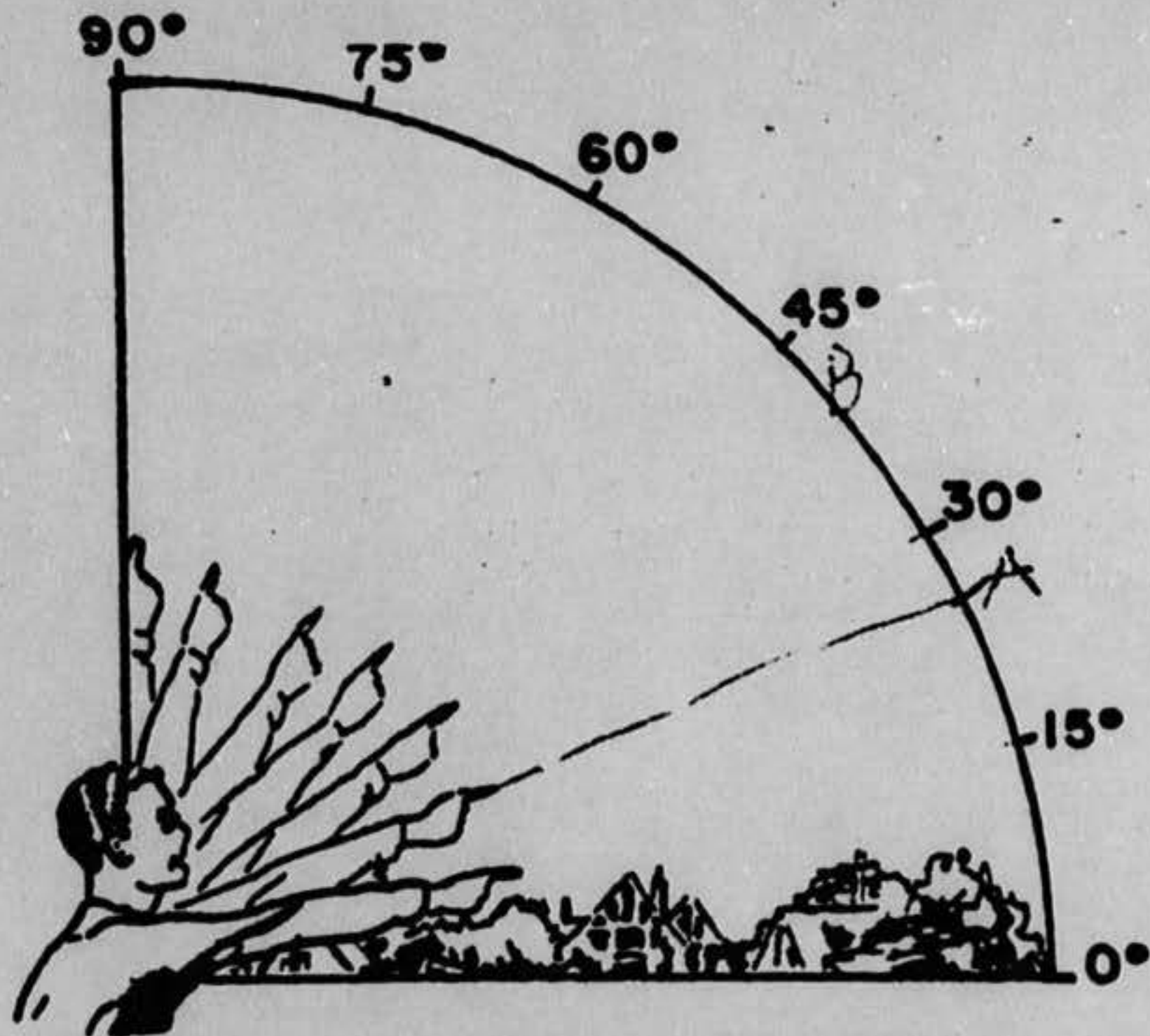
Attachments

Mr. ██████████

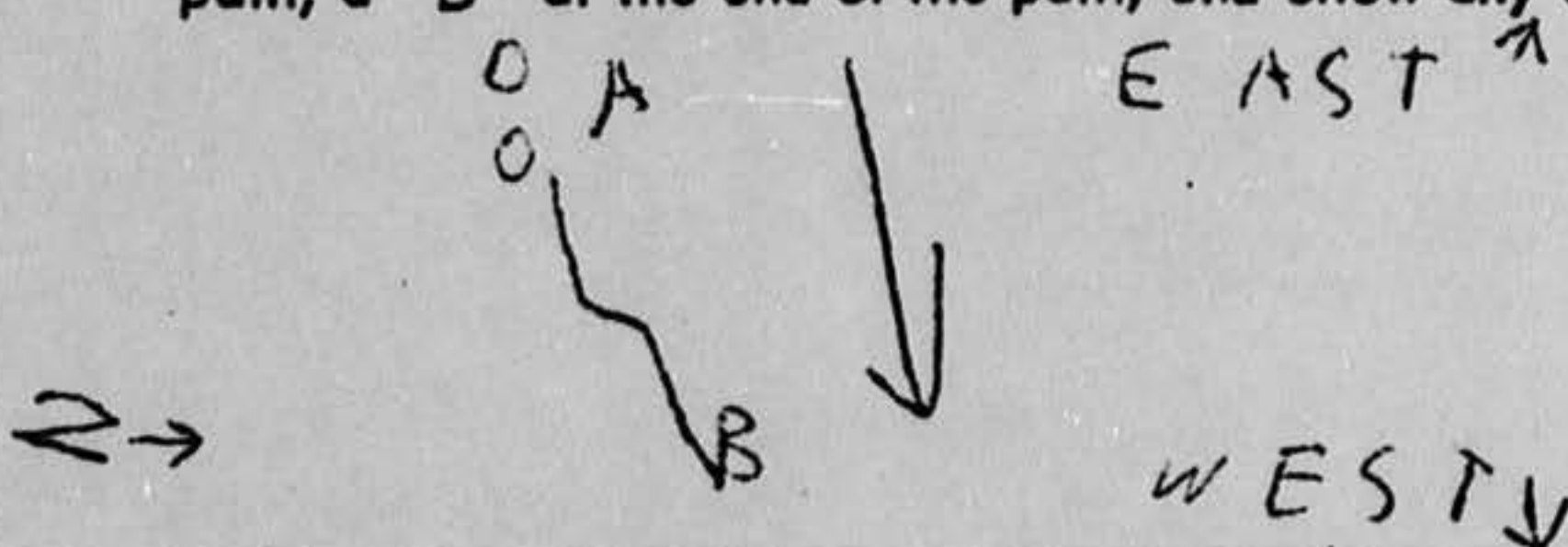
Manchester, New Hampshire 03103

COORDINATED By (Office Symbol, Name, Grade, Date)				
SAFOI- CC	SAFOI- C			Executed cy - SAF-OIC
				Combk cy - SAF-OIC
				Reader cy - SAF-OIC
				Activity cy - SAF-OIC
				Stayback


27. In the following sketch, imagine that you are at the point shown. Place an "A" on the curved line to show how high the object was above the horizon (skyline) when you *first* saw it. Place a "B" on the same curved line to show how high the object was above the horizon (skyline) when you *last* saw it. Place an "A" on the compass when you *first* saw it. Place a "B" on the compass where you *last* saw the object.



28. Draw a picture that will show the motion that the object or objects made. Place an "A" at the beginning of the path, a "B" at the end of the path, and show any changes in direction during the course.



29. IF there was MORE THAN ONE object, then how many were there? TWO
 Draw a picture of how they were arranged, and put an arrow to show the direction that they were traveling.



30. Have you ever seen this, or a similar object before. If so give date or dates and location.

A similar object was sighted Nov. 3rd, 1957. Also a similar object was spotted the latter part of Nov. 1957 while photographing moon through telescope through television camera and seeing spot on screen monitor for live telecast over T-V station WMUR Channel 9.

31. Was anyone else with you at the time you saw the object? (Circle One) Yes No

31.1 IF you answered YES, did they see the object too? (Circle One) Yes No

31.2 Please list their names and addresses:

Mr. [REDACTED] at, Manchester N. H.

32. Please give the following information about yourself:

NAME [REDACTED] [REDACTED] [REDACTED]
Last Name First Name Middle Name

ADDRESS [REDACTED] Manchester 03103 New Hampshire
Street City Zone State

TELEPHONE NUMBER [REDACTED] AGE 32 SEX Male

Indicate any additional information about yourself, including any special experience, which might be pertinent.
 Astronomer, (not professionally) [REDACTED] of the Clearview Manchester Astronomical Society since 1959.

33. When and to whom did you report that you had seen the object?

28 2 1966
Day Month Year
 U.S. Air Force Base at Pease, To the U.F.O. Officer

no records on file on the other on sighting.

34. Date you completed this questionnaire:

18 3 1966
Day Month Year

35. Information which you feel pertinent and which is not adequately covered in the specific points of the questionnaire or a narrative explanation of your sighting.

Blank

Blank



"Sighting of report received 30 September 1967"

~~Acc~~ ~~Oct 67~~

U.S. AIR FORCE TECHNICAL INFORMATION

This questionnaire has been prepared so that you can give the U.S. Air Force as much information as possible concerning the unidentified aerial phenomenon that you have observed. Please try to answer as many questions as you possibly can. The information that you give will be used for research purposes. Your name will not be used in connection with any statements, conclusions, or publications without your permission. We request this personal information so that if it is deemed necessary, we may contact you for further details.

1. When did you see the object?

16 January 1965
Day Month Year

2. Time of day: 11 30
Hour Minutes

(Circle One): A.M. or P.M.

3. Time Zone:

(Circle One): a. Eastern
b. Central
c. Mountain
d. Pacific
e. Other _____

(Circle One): a. Daylight Saving
 b. Standard

4. Where were you when you saw the object?

[Redacted] Manchester N.H.
Nearest Postal Address City or Town State or County

5. How long was object in sight? (Total Duration)

_____ 2 02 3
Hours Minutes Seconds

a. Certain
 b. Fairly certain
c. Not very sure
d. Just a guess

5.1 How was time in sight determined? By guess

5.2 Was object in sight continuously? Yes No _____

6. What was the condition of the sky?

DAY
a. Bright
b. Cloudy

NIGHT
a. Bright
b. Cloudy

7. IF you saw the object during DAYLIGHT, where was the SUN located as you looked at the object?

(Circle One): a. In front of you
b. In back of you
c. To your right
d. To your left
e. Overhead
f. Don't remember

8. IF you saw the object at NIGHT, what did you notice concerning the STARS and MOON?

8.1 STARS (Circle One):

- a. None
 b. A few
 c. Many
 d. Don't remember

8.2 MOON (Circle One):

- a. Bright moonlight
 b. Dull moonlight
 c. No moonlight - pitch dark
 d. Don't remember

9. What were the weather conditions at the time you saw the object?

CLOUDS (Circle One):

- a. Clear sky
 b. Hazy
 c. Scattered clouds
 d. Thick or heavy clouds

WEATHER (Circle One):

- a. Dry
 b. Fog, mist, or light rain
 c. Moderate or heavy rain
 d. Snow
 e. Don't remember

10. The object appeared: (Circle One):

- a. Solid
 b. Transparent
 c. Vapor
 d. As a light
 e. Don't remember

11. If it appeared as a light, was it brighter than the brightest stars? (Circle One):

- a. Brighter
 b. Dimmer
 c. About the same
 d. Don't know

11.1 Compare brightness to some common object:

As bright as it appears at 2 hours before sunrise

12. The edges of the object were:

- (Circle One): a. Fuzzy or blurred
 b. Like a bright star
 c. Sharply outlined
 d. Don't remember

e. Other _____

13. Did the object:

(Circle One for each question)

- | | | | |
|---|--------------------------------------|----|------------|
| a. Appear to stand still at any time? | Yes | No | Don't know |
| b. Suddenly speed up and rush away at any time? | Yes | No | Don't know |
| c. Break up into parts or explode? | Yes | No | Don't know |
| d. Give off smoke? | Yes | No | Don't know |
| e. Change brightness? | Yes | No | Don't know |
| f. Change shape? | Yes | No | Don't know |
| g. Flash or flicker? | <input checked="" type="radio"/> Yes | No | Don't know |
| h. Disappear and reappear? | Yes | No | Don't know |

14. Did the object disappear while you were watching it? If so, how? *yes - by accelerating*
I was in it while in 2 phases.

15. Did the object move behind something at any time, particularly a cloud?
(Circle One): Yes No Don't Know. IF you answered YES, then tell what it moved behind: _____

16. Did the object move in front of something at any time, particularly a cloud?
(Circle One): Yes No Don't Know. IF you answered YES, then tell what in front of: _____

17. Tell in a few words the following things about the object:
a. Sound *like a small transformer hum*
b. Color *greyish blue a narrow white stripe visible if you were close. The low altitude cover seen the white stripe.*

18. We wish to know the angular size. Hold a match stick at arm's length in line with a known object and note how much of the object is covered by the head of the match. If you had performed this experiment at the time of the sighting, how much of the object would have been covered by the match head?

Q

19. Draw a picture that will show the shape of the object or objects. Label and include in your sketch any details of the object that you saw such as wings, protrusions, etc., and especially exhaust trails or vapor trails. Place an arrow beside the drawing to show the direction the object was moving.

No direction covering.

20. Do you think you can estimate the speed of the object?

(Circle One) Yes No

IF you answered YES, then what speed would you estimate? over 200 *1 Billion X*
bullet light

21. Do you think you can estimate how far away from you the object was?

(Circle One) Yes No

IF you answered YES, then how far away would you say it was? on it, *1/4 mile*

22. Where were you located when you saw the object?
(Circle One):

- a. Inside a building
b. In a car
 c. Outdoors
d. In an airplane (type)
e. At sea
f. Other _____

23. Were you (Circle One)

- a. In the business section of a city?
b. In the residential section of a city?
c. In open countryside?
d. Near an airfield?
e. Flying over a city?
f. Flying over open country?
g. Other _____

24. IF you were MOVING IN AN AUTOMOBILE or other vehicle at the time, then complete the following questions:

24.1 What direction were you moving? (Circle One)

- a. North c. East e. South g. West
b. Northeast d. Southeast f. Southwest h. Northwest

24.2 How fast were you moving? _____ miles per hour.

24.3 Did you stop at any time while you were looking at the object?

(Circle One) Yes No

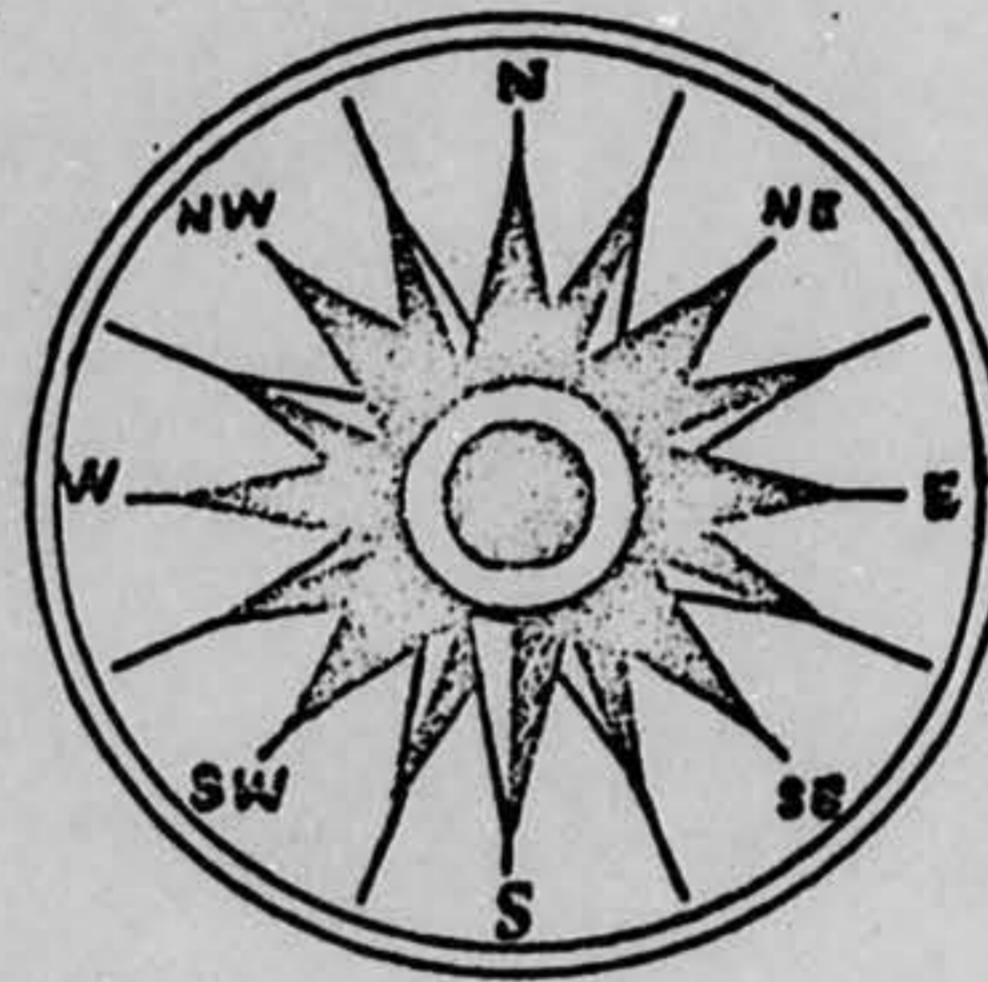
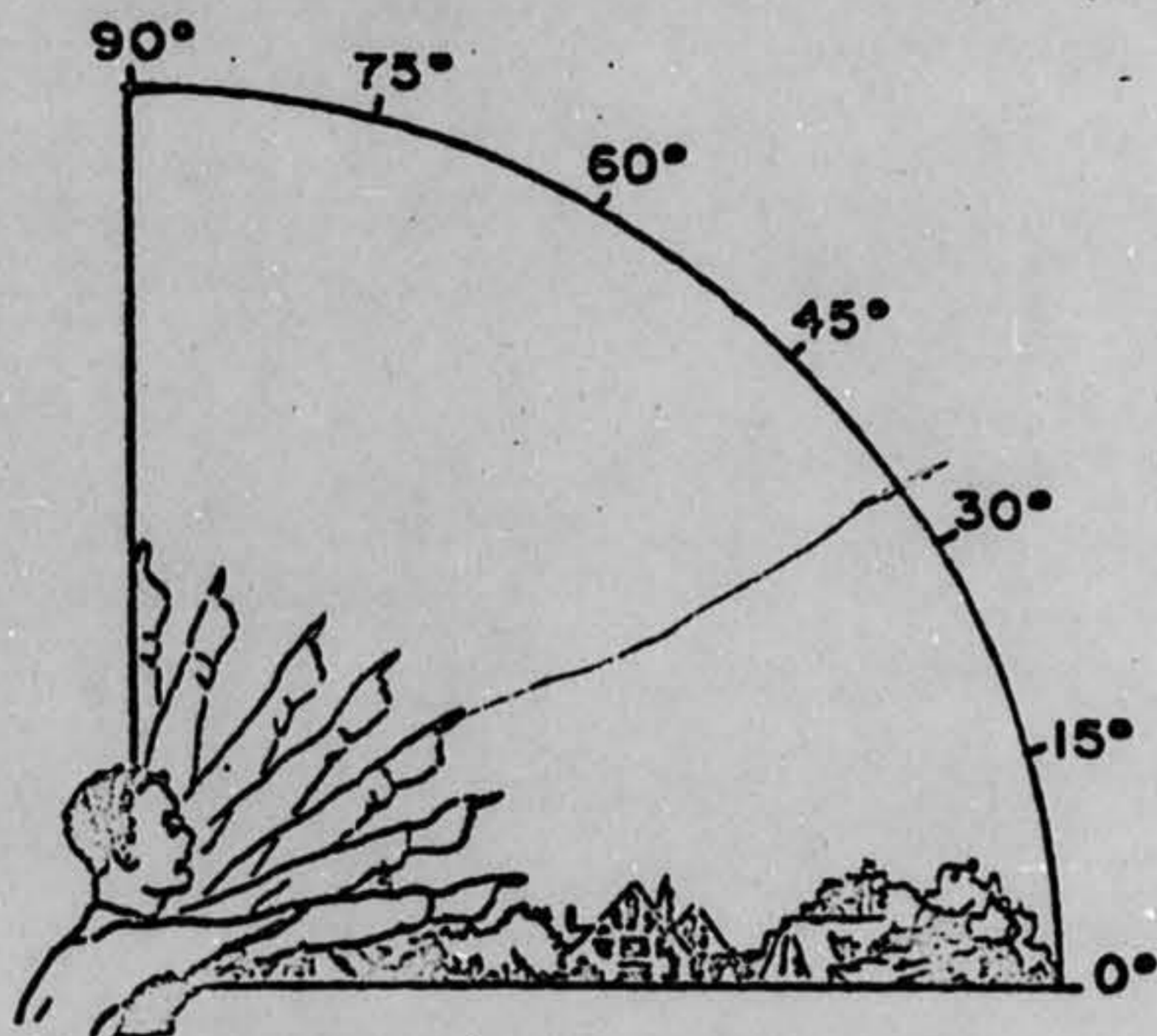
25. Did you observe the object through any of the following?

- | | | | | | |
|-----------------|-----|-------------------------------------|----------------|-----|-------------------------------------|
| a. Eyeglasses | Yes | <input checked="" type="radio"/> No | e. Binoculars | Yes | <input checked="" type="radio"/> No |
| b. Sun glasses | Yes | <input checked="" type="radio"/> No | f. Telescope | Yes | <input checked="" type="radio"/> No |
| c. Windshield | Yes | <input checked="" type="radio"/> No | g. Theodolite | Yes | <input checked="" type="radio"/> No |
| d. Window glass | Yes | <input checked="" type="radio"/> No | h. Other _____ | | |

26. In order that you can give as clear a picture as possible of what you saw, describe in your own words a common object or objects which, when placed up in the sky, would give the same appearance as the object which you saw.

a. flashlight flood light at 500 with at 1/4 mile.

27. In the following sketch; imagine that you are at the point shown. Place an "A" on the curved line to show how high the object was above the horizon (skyline) when you *first* saw it. Place a "B" on the same curved line to show how high the object was above the horizon (skyline) when you *last* saw it. Place an "A" on the compass when you *first* saw it. Place a "B" on the compass where you *last* saw the object.



28. Draw a picture that will show the motion that the object or objects made. Place an "A" at the beginning of the path, a "B" at the end of the path, and show any changes in direction during the course.

no motion

29. IF there was MORE THAN ONE object, then how many were there? _____
 Draw a picture of how they were arranged, and put an arrow to show the direction that they were traveling.

30. Have you ever seen this, or a similar object before. If so give date or dates and location.

Yes, that's on the subject. Has about 2000; the report Quantified.

31. Was anyone else with you at the time you saw the object? (Circle One) Yes No

31.1 IF you answered YES, did they see the object too? (Circle One) Yes No

31.2 Please list their names and addresses:

32. Please give the following information about yourself:

NAME [Redacted] [Redacted] [Redacted]
Last Name First Name Middle Name

ADDRESS [Redacted] [Redacted] 2-103 N.Y.
Street City Zone State

TELEPHONE NUMBER [Redacted] AGE 34 SEX male

Indicate any additional information about yourself, including any special experience, which might be pertinent.

That is already on a file on previous report.

33. When and to whom did you report that you had seen the object?

Day Month Year

*Captain O'Brien
arrived Pittsburgh
date of report
FBI report 901 1957*



THE CLEARVIEW MANCHESTER ASTRONOMICAL SOCIETY

[REDACTED]

[REDACTED]

16 Aug 66

Hector Quintanilla, Jr. Major, USAF
Chief, Project Blue Book

In reference to letter of August 2, 1966. The type film was Royal Pan. the camera 4x5 speed graphic lens normal the distance was approx, 600 ft. the exposure was f4.5 at 1 / 50 of a second with a no 5 general electric flash blub in a 4 inch reflector polished. this is from ~~my~~ ^{my} no longer have the 4x5 press camera that the photo was taken with. now have Kalimar six sixty single lens reflex, if we sight an oute strange object will phograph it and sen same to you. thank you

[REDACTED]

34. Date you completed this questionnaire:

12 Oct, 1967

Day

Month

Year

35. Information which you feel pertinent and which is not adequately covered in the specific points of the questionnaire or a narrative explanation of your sighting.

one. Just of all there is provision for having been about one of these things. its nat. inspection that this craft can go anywhere. also. that it can travel through water. its engine operated by a combination nuclear reaction of matter and anti-matter. also it necessary to generate a force field to help it that way. from going into a violent explosion. its course is very easy to see. Just like the field. the shape occupies of the craft are like us in many respect. for one thing the females are about the same. I know for I was in bed with one, on more than a few occasions.

with your more data when
you can duplicate a craft
much as I was on.
about going to bed with
the girls from space they
a saved me they had tobacco
a presentation as not to
get pregnant.

30. Have you ever seen this, or a similar object before. If so give date or dates and location.

31. Was anyone else with you at the time you saw the object? (Circle One) Yes No

31.1 IF you answered YES, did they see the object too? (Circle One) Yes No

31.2 Please list their names and addresses:

2-03/03

32. Please give the following information about yourself:

NAME [Redacted] Last Name [Redacted] First Name [Redacted] Middle Name [Redacted]

ADDRESS [Redacted] ST MANCHESTER NEW HAMPSHIRE Street City Zone State

TELEPHONE NUMBER [Redacted] AGE 34 SEX M

Indicate any additional information about yourself, including any special experience, which might be pertinent.

~~ASTRONAUTICAL SOCIETY~~
HAVE SEEN AND PHOTOGRAPHED UFO'S BEFORE

33. When and to whom did you report that you had seen the object?

Day Month Year

34. Date you completed this questionnaire: _____

Day

Month

Year

35. Information which you feel pertinent and which is not adequately covered in the specific points of the questionnaire or a narrative explanation of your sighting.

HAS BEEN UP ON A UFO IN 1965
 People like us
 SOME ARE FRIENDLY SOME ARE NOT

MADE

started in 1965 met girl who knows alot of light
 girl from planet in vicinity of Centaurus
 picked up aboard stayed about a month.

No money deposited earth time & days

Knows how the engines work told a few
 friends made an agreement if one person
 turns up missing to call Air force
 talk to Maj O before

DEPARTMENT OF INFORMATION
817TH AIR DIVISION (SAC)
PEASE AFB, N.H. 03301
Tel: 436-0100, Ext. 523

(26 Feb)
MEMO FOR RECORD
DATE 2 March 66

UNIDENTIFIED FLYING OBJECT DATA REPORT

Date of sightings: 26 Feb 66 Time: 2032 Duration: 1 1/2 min.

Reported by: Name [REDACTED]

Address: [REDACTED] Manchester, N.H. Telephone [REDACTED]

Age: [REDACTED] Occupation: [REDACTED]

Number of people witnessing object: 2 [REDACTED] out

Description of object: Two objects which were flat on bottom, round on top, and "sort of reddish orange". Object flashed bright light for 2-3 seconds when spotlight turned on it.

Shape: see above Was it sharply defined: yes, seen through 7x binoculars

Did shape change: no Color of object: reddish orange

Did color change: no Did color change in intensity: [REDACTED]

Speed of object: [REDACTED]

Did speed change: [REDACTED] Did object stop: [REDACTED]

Where: [REDACTED] For how long: [REDACTED]

Location of sighting: Manchester, N.H., On foot on Hayward St. near Porter St., Looking North.

Description of direction and path of travel: Going West toward the Merrimack River coming from the East. Objects seemed to be directly over Rt. 101.

Was any noise associated with sighting: [REDACTED] Describe [REDACTED]

Describe the object's distance from you in relative terms, such as "About tree-top level", "About one block away", "A few hundred feet above the ground", "High in the sky", etc.: [REDACTED]

Describe size of object, such as: "size of a golf ball", "size of an airplane", size of a house", "huge", "size of a star or satellite" from us: [REDACTED]

Weather conditions: (such as clear night, cloudy, hazy, etc.)

How did object disappear from sight. () All at once () slowly in distance

Additional information: See attached letter.
(use reverse side)

Page 1

The Clearview Manchester Astronomical Society

[Redacted] Manchester New Hampshire.

Feb. 28, 1966

Director
Mr. [Redacted]

2332

Pease Air Force Base,
Portsmouth, N.H.

Att: U.F.O. Officer

Subject: U.F.O. Time 8:32 P.M. 2/26/66

Place. Manchester N.H., Hayward Street near Porter Street looking North.
2 U.F.O.'s going west toward the Merrimack River coming from the East.
Objects seem to be directly over Rt. 101, time 1 1/2 minute.
At [Redacted] Street, KBD1880 was watching Channel 7, TV interference
8:28 to 8:35, placed call from Midland 1-Watt transceiver on Channel 9 to
KBD1880 about U.F.O. The transmission was interrupted, cut off the fellows
in Derry, they were not heard for a few seconds. KBC6189 had to repeat
transmission. The object was first seen by Mr. [Redacted] of [Redacted] 11
Street. He was with me at the time we watched the U.F.O's with my bin-
oculars at 7X. The objects were flat on bottom, round on top, sort of
reddish orange. Accidentally turned on portable spot light and the rear
object also flashed bright light 2 or 3 seconds later for about 6 seconds
about the same time length as my light was on. We were on foot.


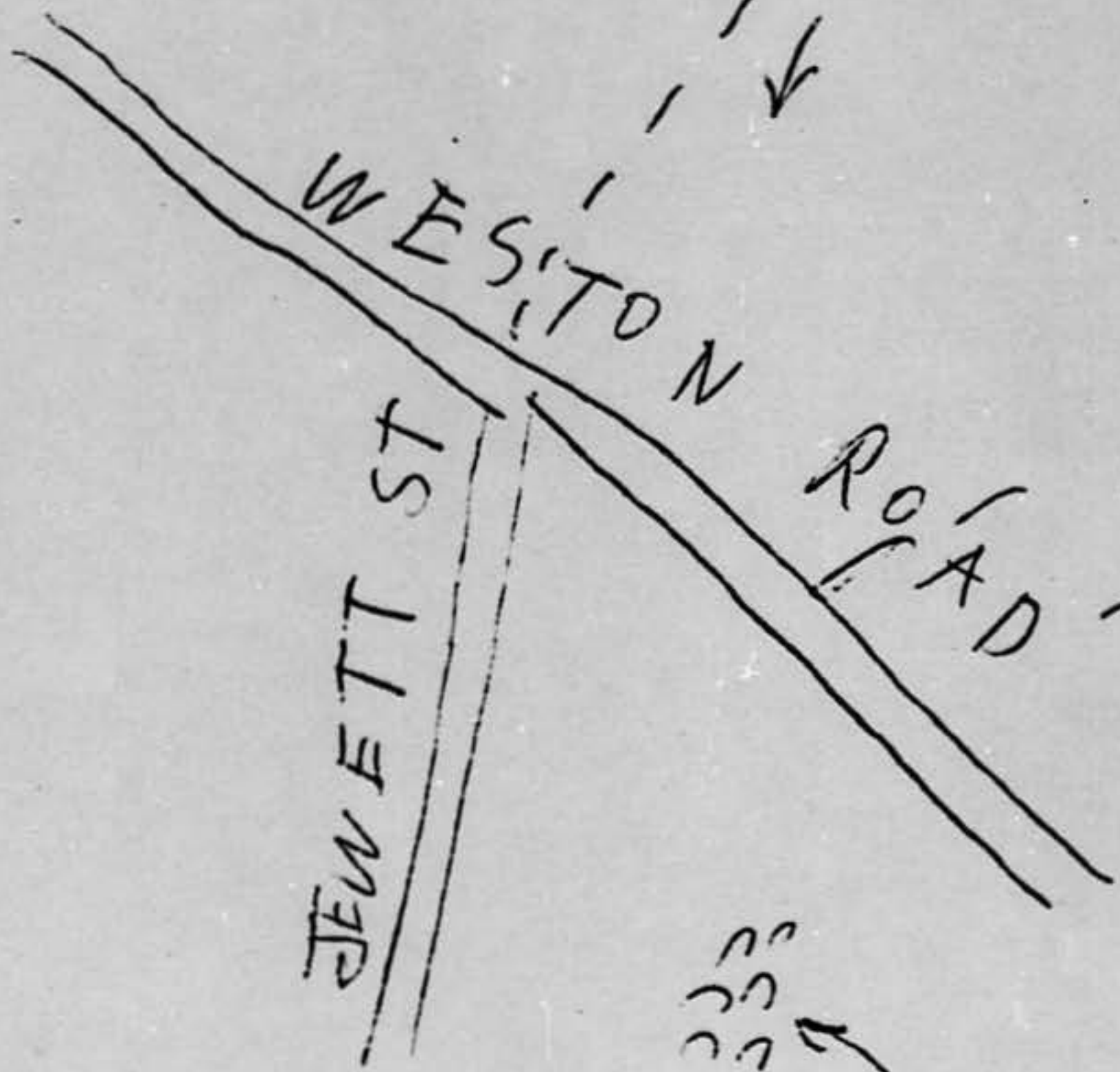

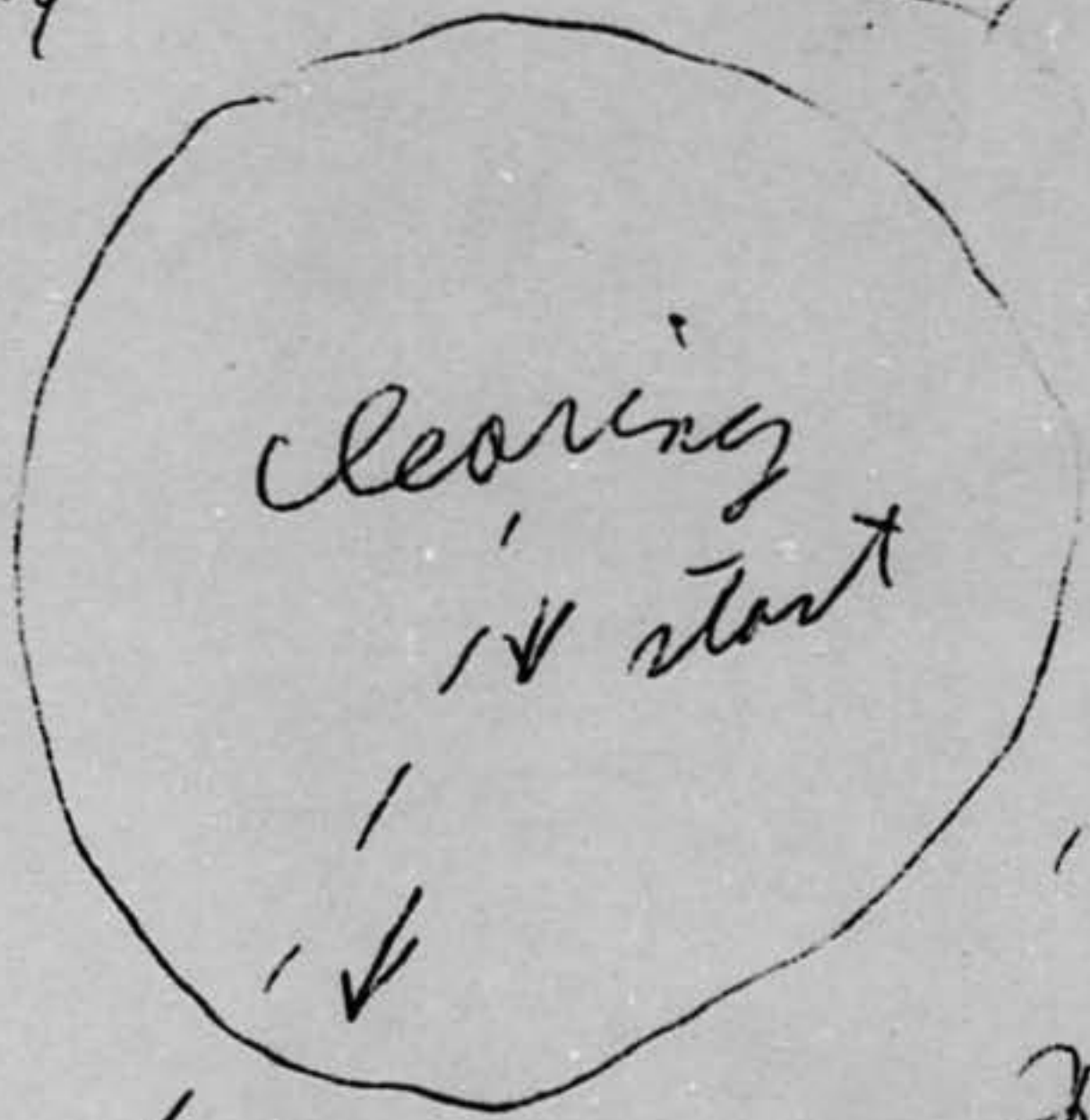
KBD1880 resides at [Redacted].

[Large Redacted Block]

OVER
on Page 2

Sunday Feb 27 3PM 1966


PAGE 2



print in SNOW

left
right

depth 6 in



foot print
like a bad

imp 8079



Case photo *Conflicting data* *Druff data clarity* *26 Feb 67*

PHOTO ANALYSIS REPORT NR 67-69

PAGE 1 OF 1 PAGES
DATE OF REPORT 2 October 1967

SUBJECT UNIDENTIFIED FLYING OBJECT
LOCATION Manchester, New Hampshire DATE 26 February 1966

PHOTOGRAPHY

AF _____ IR _____ QUALITY Poor
P NRS _____
One original 4x5 negative

1. PURPOSE: This report is in reply to Work Order 67-84 submitted by Major H. Quintanilla requesting photo analysis be performed on an original negative submitted by [redacted] of the Clearview Manchester Astronomical Society. The negative purportedly exhibits an image of an unidentified flying object, on which two previous photo analysis reports have been made by FTD. Enclosed with the original negative, which was not available for the preparation of the two previous photo analysis reports, is the camera focal length and image altitude provided by Trudeau specifically to enable image measurement. The numbers of work orders previously completed on this project are 66-24 and 66-50, and contain non mensural analysis of the image.

2. ANALYSIS: Mensural analysis was accomplished on the original negative utilizing the altitude and focal length provided by [redacted]. This resulted in the determination that the image is oval in shape and measured approximately 14 feet across the major axis and approximately 12 feet across the minor axis.

PHOTO ANALYSIS BY:

John W. Summerfield
JOHN W. SUMMERFIELD
Intelligence Research Specialist

APPROVED BY:

William L. Turner
WILLIAM L. TURNER
Major, USAF
Chief, Photo Analysis Branch

Wilber Price, Jr.
WILBER PRICE, JR.
Chief, Photo Exploitation Division

PHOTO ANALYSIS REPORT

NR 66-50

PAGE 1 OF 1 PAGES

DATE OF REPORT 28 Nov 66

SUBJECT UNIDENTIFIED FLYING OBJECT ANALYSIS

LOCATION MANCHESTER, NEW HAMPSHIRE

DATE 26 February 1966

PHOTOGRAPHY

AF _____ IR _____ QUALITY _____

P NRS one negative, one 5" x 7" print, one cropped enlargement

1. PURPOSE: This report is written for Major H. Quintanilla, TDETR, in answer to Work Order Number 66-82 requesting further analysis of the unidentified image on the referenced photography.

2. ANALYSIS: Analysis was conducted jointly by the Photo Analysis Branch, TDDPA and the Photo Processing Branch, TDDPP.

3. The additional information received from Mr. [redacted], reference his letter dated 16 August 1966, has not been of value in identifying the image noted in Photo Analysis Report 66-24. The flashbulb, which Mr. [redacted] states was used, would have had little or no effect on the illumination of an object at a distance of 600 feet when used in conjunction with a lens aperature of F 4.5. As stated in the letter the camera used was a 4 x 5 Speed Graphic with a normal lens. The camera focal length was not given. Royal Pan, the type film specified in the letter, is a standard film which can be purchased at most drug stores. The film speed was not given.

4. No additional analysis can be performed from this photography. Analytical conclusions remain as stated in PAR 66-24, with the addition that the flashbulb would have had little or no effect on illumination of the object.

PHOTO ANALYSIS BY:

Charles A. Burton

CHARLES A. BURTON
Intelligence Research Specialist

APPROVED BY:

William L. Turner

WILLIAM L. TURNER
Major, USAF
Chief, Photo Analysis Branch

Wilbur Price, Jr.

WILBUR PRICE, JR.
Chief,
Photo Exploitation Division

PHOTO ANALYSIS REPORT NR. 66-24

PAGE 1 OF 1 PAGES

DATE OF REPORT 10 June 1966

SUBJECT UNIDENTIFIED FLYING OBJECT ANALYSIS

LOCATION MANCHESTER, NEW HAMPSHIRE

DATE 26 February 1966

PHOTOGRAPHY

AF _____ IR _____ QUALITY _____

P NRS _____

One negative, one 5" x 7" print, one cropped enlargement

1. PURPOSE: This report is written for Major H. Quintanilla, TDEW/UFO, in answer to Work Order Number 66-44 requesting an analysis of the unidentified image on the referenced photographs.

2. ANALYSIS: Analysis was conducted jointly by the Photo Analysis Division, TDDPA, and the Photo Processing Division, TDDPP.

3. Only one true image appears on the negative. This image appears as a white ball on the 5" x 7" print. Under close examination, the image appears to be smeared indicating either camera motion or image motion. There is little or no evidence of a hard image within the center of the white area. No stars are visible in the background of the frame. Mr. [redacted] indicates in his statement that the object appeared no brighter than an aircraft wing light. He also indicates the weather was clear and dry and that it was a bright night with many stars. This being the case, stars should be visible if the image photographed was no brighter than an aircraft wing light. Other apparent images on the negative do not exhibit characteristics of true photographic images. They are probably the result of careless processing or poor film handling. The second object reported could not be identified or located on the print.

4. We are unable to make a positive identification of the image. Information necessary for a more detailed analysis would include; type of film, type of camera, lens data, focal length, exposure data and distance from camera to object. Perhaps it should be noted that the reports of Mr. [redacted] and Mr. [redacted] differ in several respects concerning the appearance and movement of the object.

PHOTO ANALYSIS BY:

Charles A. Burton

CHARLES A. BURTON
Lt., USAF
Photo Interpreter

APPROVED BY:

Larry L. Benson

for RICHARD L. CHANCE
Captain, USAF
Chief, Photo Analysis Division

Wilber Price, Jr.
WILBER PRICE, JR.
Director,
Photo Exploitation Directorate

26 FEB - 7 Mar
66
Photos

FTD (TDEW)
Wright-Patterson AFB, Ohio 45433
5 May 1966

[REDACTED]
Manchester, New Hampshire 03103


Dear Mr. [REDACTED]

Reference your letter of 27 April 1966 requesting the status of your unidentified object report.

I am sorry for the delay in returning your negative and two prints. Presently the workload is extremely heavy, therefore, it will take longer to process and develop prints of your negative and to evaluate your sighting. Upon completion of analysis we will return your original negative along with two prints and a copy of the photo analysis.

Your concern for this project is appreciated.

Sincerely,


HECTOR QUINTANILLA, Jr, Major, USAF
Chief, Project Blue Book

this case includes

Five (5) 4x6, B & W Photos

Two (2) 4x6 negatives



Mr. ~~XXXXXXXXXX~~ ~~(S)~~
26 February 1966
Manchester,
New Hampshire

(F2)

FOREIGN TECHNOLOGY DIVISION, AFSC

UNCLASSIFIED




UNCLASSIFIED

26 Feb-1966
Manchester N.H.

515

FOREIGN TECHNOLOGY DIVISION, AFSC

UNCLASSIFIED



UNCLASSIFIED


26 Feb 1966
Manchester N.H.

4-2-66



FOREIGN TECHNOLOGY DIVISION, AFSC

UNCLASSIFIED




UNCLASSIFIED

26 Feb-1966
Manchester, N.H.

FOREIGN TECHNOLOGY DIVISION, AFSC

UNCLASSIFIED



UNCLASSIFIED

26 Feb & 7 March
N.H.

FTD (TDEW)
Wright-Patterson AFB, Ohio 45433
4 April 1966

APR 5 1966

[Redacted]
Manchester, New Hampshire 03103

Dear Mr. [Redacted]

Reference your recent unidentified observations of 26 February and 7 March 1966. Your report indicated that photos were taken of the 7 March 1966 sighting. Request that the original negative be submitted in order that an evaluation may be made. We will return the original negative along with two prints and an analysis of your observation. Also, request that you complete an FTD Form 164 and return it in the envelope provided.

We wish to thank you for reporting your observation to the Air Force.

Sincerely,

Hector Quintanilla, Jr.
Hector Quintanilla, Jr, Major, USAF
Chief, Project Blue Book

ORIGINATOR: _____ DATED _____
TDEW/UFO

TDEW/UFO OFFICIAL FILE COPY

26 Feb 1968
Manchester, N.H.

Pending photo

FTD (TDEW)
Wright-Patterson AFB, Ohio 45433
11 March 1966

[Redacted]
Manchester, New Hampshire

Dear Mr. [Redacted]

Reference your recent unidentified observation of 26 February 1966. The information which we have received is not sufficient for evaluation. Request you complete the attached FTD Form 16A and return it in the envelope provided.

We wish to thank you for reporting your observation to the Air Force.

Sincerely,


HECTOR QUINTANILLA, Jr, Major, USAF
Chief, Project Blue Book

ORIGINAL FILED COPY
TDEW
Office of Project Blue Book

A/C

~~65-177~~ 66

Proposed reply to correspondence from [REDACTED]

Dear Mr. [REDACTED]

Reference your sighting of 2 February 1966 in which a photograph was taken of an alleged unidentified flying object.

The additional information received (letter dated 16 August 1966) has not been of value in identifying the image on the photograph. The flashbulb, which Mr. [REDACTED] states was used, would have had little or no effect on the illumination of an object at a distance of 600 feet when used in conjunction with a lens aperture of F 4.5. As stated in the letter the camera used was a 4 X 5 speed graphic with a normal lens. The camera focal length was not given.

As for the report, although a positive identification of the stimuli has not been made, it is felt that you observed an aircraft. It should be noted that the reports of Mr. [REDACTED] and yourself differ in several respects concerning the appearance (color) and movement of the object.

As reported in the earlier photo analysis report, (reference letter of 2 August 1966 from Project Blue Book at Wright-Patterson) we are unable to make a positive measurement of the image without the additional information.

Enclosure

1. Original Negative
2. Two prints

*See No Case Info Only
16 Jan 65*

A/C (possible)

2 Feb 66

photos - Insufficient to
make determination

26 February 66

TDET/UFO

30 January 1967 MANCHESTER, N. H.

Request for UFO Information [redacted]

USAF (SAFOICC)

Reference the attached report from [redacted] requesting information on unidentified flying objects. Attachment two is a proposed reply.

FOR THE COMMANDER

JAMES C. MANATT, Colonel, USAF
Director of Technology and Subsystems

- 2 Atchs
- 1. Rpt, [redacted] 2 Feb 66
- 2. Proposed Reply

TDET/UFO Official File Copy

To Supvic 31 Jan 67