

PROJECT 10073 RECORD CARD

<b>1. DATE</b> 20 Jul 58	<b>2. LOCATION</b> 1 Mi W of Zahl, North Dakota		<b>12. CONCLUSIONS</b> <input type="checkbox"/> Was Balloon <input type="checkbox"/> Probably Balloon <input type="checkbox"/> Possibly Balloon <input type="checkbox"/> Was Aircraft <input type="checkbox"/> Probably Aircraft <input type="checkbox"/> Possibly Aircraft
<b>3. DATE-TIME GROUP</b> Local <u>3:30 am</u> GMT <u>20/0930Z</u>	<b>4. TYPE OF OBSERVATION</b> <input type="checkbox"/> Ground-Visual <input type="checkbox"/> Ground-Radar <input checked="" type="checkbox"/> Binoculars <input type="checkbox"/> Air-Intercept Radar <input type="checkbox"/> Air-Visual		<input type="checkbox"/> Was Astronomical VENUS <input type="checkbox"/> Probably Astronomical <input type="checkbox"/> Possibly Astronomical
<b>5. PHOTOS</b> <input type="checkbox"/> Yes <input checked="" type="checkbox"/> No	<b>6. SOURCE</b> Civilian		<input type="checkbox"/> Other _____ <input type="checkbox"/> Insufficient Data for Evaluation <input type="checkbox"/> Unknown
<b>7. LENGTH OF OBSERVATION</b> 2 hrs 30 mins	<b>8. NUMBER OF OBJECTS</b> one	<b>9. COURSE</b>	
<b>10. BRIEF SUMMARY OF SIGHTING</b> Obj emitted white light w/irregular shades of red, blue & green, undetermined shape w/fuzzy outline, traveled fm NE to E, size of pea.		<b>11. COMMENTS</b> Astro charts & computer shows the planet Venus to be in the exact location indicated by obsvrs at time of sighting.	



**U. S. AIR FORCE TECHNICAL INFORMATION SHEET**  
(SUMMARY DATA)

In order that your information may be filed and coded as accurately as possible, please use the following space to write out a short description of the event that you observed. You may repeat information that you have already given in the questionnaire, and add any further comments, statements, or sketches that you believe are important. Try to present the details of the observation in the order in which they occurred. Additional pages of the same size paper may be attached if they are needed.

NAME [REDACTED]

(Do Not Write in This Space)

SIGNATURE [REDACTED]

CODE:

DATE 30 July 1958

I certify that the foregoing report is corroborated by myself. There is no discrepancy or expansion on any of the questions.

[REDACTED] - Williston Herald - Williston, N.D.  
[REDACTED] Williston, N.D.

# Venus Most Prominent

Venus, the only planet now visible in the evening, is a brilliant object in the sky and will soon be joined by the Leonids, "shooting stars."

By JAMES STOKLEY

▶ THAT BRILLIANT object you see in the southwestern sky these evenings as darkness falls is not an airplane, a flying saucer, or some bright light hung in the sky as part of an experiment.

What you see is the planet Venus, now reaching its greatest prominence, which comes just before its disappearance from the evening sky early in 1958.

Venus is far brighter than any other star or planet seen in the night sky and there is no difficulty in identifying it. Indeed, it can be observed long before the sky is dark. In fact, if you know where to look, you can even see it in broad daylight!

After it passed behind the sun last April 14, Venus has gradually been drawing to the east of that body. That meant that it followed the sun in its daily motion across the sky, and so remained visible in the west after the sun had set. On Nov. 18 it will be farther east of the sun, hence remaining in the sky for the longest time after sunset, nearly three hours. After that it will start moving toward the sun again.

Because of its early setting, Venus does not appear on the accompanying maps of the November evening skies, which show their appearance about 10:00 p.m., your own kind of standard time, at the first of November, 9:00 p.m. on the 15th and 8:00 p.m. on the 30th.

## Bright Birds in the Sky

These maps do, however, show the stars that are now visible.

Toward the west is Deneb, at the top of the "northern cross," which is really part of the constellation of Cygnus, the swan. Deneb is in the bird's tail; in fact, the word is Arabic and means "tail." The crosspiece represents the wings, and the lower part of the cross his long neck, stretched forward in flight. At the head is Albiro, a star of the second magnitude on the astronomical brightness scale. Below Cygnus is another first magnitude star, Vega, in Lyra, the lyre. To the left is another bird, Aquila, the eagle, with the star Altair.

High in the south you can see the four stars that form the "great square," part of the constellation of Pegasus, the winged horse. Although these are not among the brightest, their characteristic arrangement makes them a good starting place from which to find other groups. The horse, actually, is upside down in the sky, as the row of stars extending westward from the lower right corner of the square is his head!

The star at the upper right, Alpheratz, is

*S. I. got in with planet that a local group and has dip in color...  
 ...a few days ago - 2/10 ...*

not in Pegasus at all, but in the neighboring group of Andromeda. This constellation represents the Ethiopian princess who, according to mythology, was chained to a rock to be devoured by a sea monster, represented by the constellation of Cetus, the whale, in the south. Fortunately, she was rescued by the hero, Perseus, who is seen in the northeast.

Andromeda's mother, Cassiopeia, is seen in the north, a group forming the letter M, above Polaris, the pole star. Alongside her is her husband, the king, Cepheus.

Turning now toward the east, we can see what is generally considered to be the finest constellation in the sky making its debut for the season.

## Orion: Season's Finest

This is Orion, the warrior, easily recognized because of the three stars in a row that form his belt. To the left is Betelgeuse, to the right is Rigel, both of the first magnitude, although being so low in the sky they do not appear as bright as they

will in the coming months. Then you will see them high in the south.

Just above Orion is Taurus, the bull, with brilliant Aldebaran, and to the left of this figure stands Auriga, the charioteer, with first magnitude Capella.

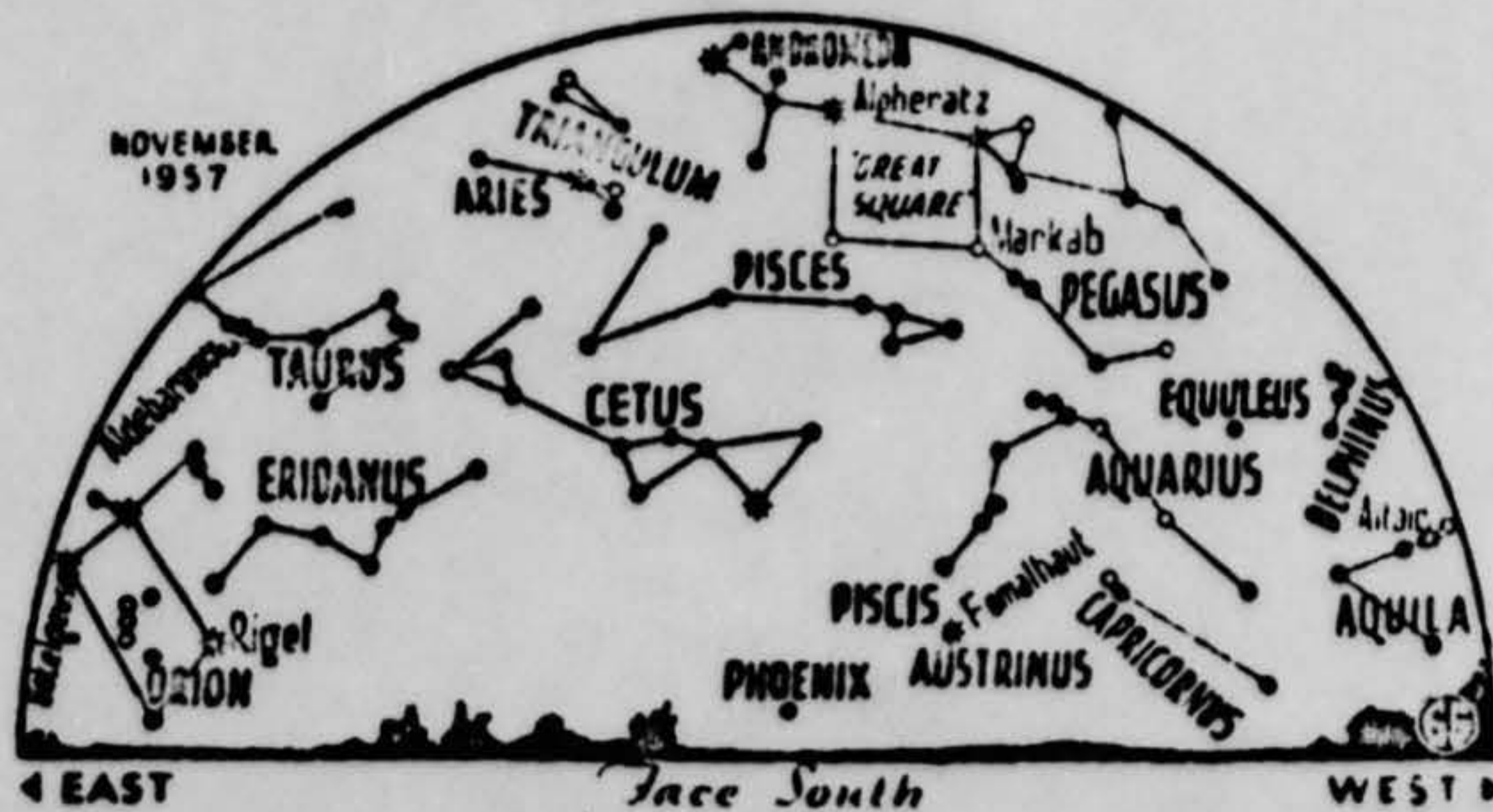
Although only Venus is now visible in the evening, two other planets appear in the southeast before sunrise. Brightest of these is Jupiter, in the constellation of Virgo, the virgin. It is close to the bright star Spica. However, it exceeds the star in brilliance about ten times.

Farther east is Mars, rising about an hour ahead of the sun. Its brightness is about half that of Spica. Mercury and Saturn are both too near the sun to be easily visible in November.


## Shower of "Stars" to Come

November is the month bringing one of the year's famous showers of meteors, or "shooting stars," which appear from about the 13th to the 16th.

They are most numerous after midnight, because then we are on the forward side of the earth in its annual movement around the sun. Thus, we meet them head-on. This is different from the evening hours when we are on the rearward part, and see only those that catch up to us.



• • • • SYMBOLS FOR STARS IN ORDER OF BRIGHTNESS




*Downtown Tomorrow: An Even Greater Dayton*

DAYTON, OHIO, MONDAY, DECEMBER 2, 1957

Entered as Second-Class Matter  
Post Office at Dayton, Ohio

36 1



**Venus---So Bright---Causing Quite A Stir**

VENUS, THE EVENING STAR, last night caused a flurry of telephone calls to the sheriff's office and The Journal Herald, because of its unusual brilliance. A 30-minute photographic exposure of the planet (left), compared with the sun about 7:30 p.m. last night (at right) reveal the comparative sizes of the two bodies. Venus will continue to grow in brilliance until Dec. 28, and may be seen over sunset slightly south of overhead, moving toward the western horizon. (Staff photos by George Adams)



484

31302W

Mutti

VENUS (25-710) 53

AF FORM 112  
APPROVED 1 JUNE 1948

UNCLASSIFIED  
(CLASSIFICATION)

COUNTRY	REPORT NO.	(LEAVE BLANK)
---------	------------	---------------

### AIR INTELLIGENCE INFORMATION REPORT

SUBJECT U. F. O. B. Report		
AREA REPORTED ON North of Williston, North Dakota	FROM (Agency) 780th AC&W Squadron	
DATE OF REPORT 30 July 1958	DATE OF INFORMATION 31 July 1958	EVALUATION
PREPARED BY (Officer) ELDON H. WRIGHT, Major, USAF	SOURCE Personal Interviews	
REFERENCES (Control number, directives, previous report, etc., as applicable) Attached Annex		

SUMMARY: (Enter concise summary of report. Give significance in final one-sentence paragraph. List inclosures at lower left. Begin text of report on AF Form 112-Part II.)

Investigation insured this report to be one of a valid object and not an imaginative or hysterical sighting. Object could have been an experimental balloon or other device originated under official channels in the United States or Canada. Reported details preclude the possibility of familiar celestial bodies or normal natural phenomenon. Attached inclosure gives detailed information on the reported sighting by reputable observers.

Reported object was not detected by any Radar Site within pickup range.

(CLASSIFICATION)

UNCLASSIFIED

16-22200-3 U. S. GOVERNMENT PRINTING OFFICE

INTELLIGENCE USE:  
IT MAY NOT BE REPRODUCED IN WHOLE OR IN PART BY OTHER THAN UNITED STATES AIR FORCE AGENCIES EXCEPT BY [REDACTED] OF THE DIRECTOR OF  
31 AND 35 AS AMENDED. ITS TRANSMISSION OR THE [REDACTED] OF ITS CONTENTS IN ANY MANNER TO AN UNAUTHORIZED PERSON IS PROHIBITED BY LAW.  
NOTE: THIS [REDACTED] CONTAINS INFORMATION AFFECTING THE NATIONAL DEFENSE OF THE UNITED STATES WITHIN THE MEANING OF THE [REDACTED] ACT OF 1950.

DISTRIBUTION BY ORIGINATOR

## U. S. AIR FORCE TECHNICAL INFORMATION SHEET

This questionnaire has been prepared so that you can give the U. S. Air Force as much information as possible concerning the unidentified aerial phenomenon that you have observed. Please try to answer as many questions as you possibly can. The information that you give will be used for research purposes, and will be regarded as confidential material. Your name will not be used in connection with any statements, conclusions, or publications without your permission. We request this personal information so that, if it is deemed necessary, we may contact you for further details.

1. When did you see the object?

30      JULY      1958  
Day      Month      Year

2. Time of day: 3      30  
Hour      Minutes

(Circle One): (A.M.) or P.M.

3. Time zone:

(Circle One): a. Eastern  
(b.) Central  
c. Mountain  
d. Pacific  
e. Other \_\_\_\_\_

(Circle One): a. Daylight Saving  
(b.) Standard

4. Where were you when you saw the object?

\_\_\_\_\_  
Nearest Postal Address      [REDACTED]      NORTH DAKOTA  
City or Town      State or Country

Additional remarks: 1 MILE WEST OF ZAH4

5. Estimate how long you saw the object. 2      30      \_\_\_\_\_  
Hours      Minutes      Seconds

5.1 Circle one of the following to indicate how certain you are of your answer to Question 5.

(a.) Certain      c. Not very sure  
b. Fairly certain      d. Just a guess

6. What was the condition of the sky?

(Circle One): a. Bright daylight      d. Just a trace of daylight  
b. Dull daylight      e. No trace of daylight  
(c.) Bright twilight      f. Don't remember

7. IF you saw the object during DAYLIGHT, TWILIGHT, or DAWN, where was the SUN located as you looked at the object?

(Circle One): (a.) In front of you      d. To your left  
b. In back of you      e. Overhead  
c. To your right      f. Don't remember

8. IF you saw the object at NIGHT, TWILIGHT, or DAWN, what did you notice concerning the STARS and MOON?

8.1 STARS (Circle One):

- a. None  
 b. A few  
 c. Many  
 d. Don't remember

8.2 MOON (Circle One):

- a. Bright moonlight  
 b. Dull moonlight  
 c. No moonlight — pitch dark  
 d. Don't remember

9. Was the object brighter than the background of the sky?

(Circle One):  a. Yes      b. No      c. Don't remember

10. IF it was BRIGHTER THAN the sky background, was the brightness like that of an automobile headlight?:

- (Circle One)  a. A mile or more away (a distant car)?  
 b. Several blocks away?  
 c. A block away?  
 d. Several yards away?  
 e. Other \_\_\_\_\_

11. Did the object:

(Circle One for each question)

- |   |                                      |                                     |            |
|---|--------------------------------------|-------------------------------------|------------|
| a. Appear to stand still at any time?           | <input checked="" type="radio"/> Yes | No                                  | Don't Know |
| b. Suddenly speed up and rush away at any time? | Yes                                  | <input checked="" type="radio"/> No | Don't Know |
| c. Break up into parts or explode?              | Yes                                  | <input checked="" type="radio"/> No | Don't Know |
| d. Give off smoke?                              | Yes                                  | <input checked="" type="radio"/> No | Don't Know |
| e. Change brightness?                           | <input checked="" type="radio"/> Yes | No                                  | Don't Know |
| f. Change shape?                                | Yes                                  | <input checked="" type="radio"/> No | Don't Know |
| g. Flicker, throb, or pulsate?                  | <input checked="" type="radio"/> Yes | No                                  | Don't Know |

12. Did the object move behind something at anytime, particularly a cloud?

(Circle One): Yes       No      Don't Know.      IF you answered YES, then tell what it moved behind: \_\_\_\_\_

13. Did the object move in front of something at anytime, particularly a cloud?

(Circle One): Yes      No       Don't Know.      IF you answered YES, than tell what it moved in front of: \_\_\_\_\_

14. Did the object appear: (Circle One):  a. Solid?      b. Transparent?      c. Don't Know.

15. Did you observe the object through any of the following?

- |                 |                                      |                                     |               |                                      |                                     |
|-----------------|--------------------------------------|-------------------------------------|---------------|--------------------------------------|-------------------------------------|
| a. Eyeglasses   | Yes                                  | <input checked="" type="radio"/> No | e. Binoculars | <input checked="" type="radio"/> Yes | No                                  |
| b. Sun glasses  | Yes                                  | <input checked="" type="radio"/> No | f. Telescope  | Yes                                  | <input checked="" type="radio"/> No |
| c. Windshield   | <input checked="" type="radio"/> Yes | No                                  | g. Theodolite | Yes                                  | <input checked="" type="radio"/> No |
| d. Window glass | <input checked="" type="radio"/> Yes | No                                  | h. Other      | NAKED EYE (NO OBSTRUCTIONS)          |                                     |

16. Tell in a few words the following things about the object.

- a. Sound NONE
- b. Color OBJECT EMITTED WHITE LIGHT WITH IRREGULAR SHADES OF RED & BLUE-GREEN

17. Draw a picture that will show the shape of the object or objects. Label and include in your sketch any details of the object that you saw such as wings, protrusions, etc., and especially exhaust trails or vapor trails. Place an arrow beside the drawing to show the direction the object was moving.



DEFINITE SHAPE  
UNDETERMINED


18. The edges of the object were:

- (Circle One):  a. Fuzzy or blurred \_\_\_\_\_
- b. Like a bright star \_\_\_\_\_
- c. Sharply outlined \_\_\_\_\_
- d. Don't remember \_\_\_\_\_
- e. Other \_\_\_\_\_
- \_\_\_\_\_
- \_\_\_\_\_

19. IF there was MORE THAN ONE object, then how many were there? ONLY ONE

Draw a picture of how they were arranged, and put an arrow to show the direction that they were traveling.

20. Draw a picture that will show the motion that the object or objects made. Place an "A" at the beginning of the path, a "B" at the end of the path, and show any changes in direction during the course.



21. IF POSSIBLE, try to guess or estimate what the real size of the object was in its longest dimension. \_\_\_\_\_ feet. UNABLE

22. How large did the object or objects appear as compared with one of the following objects held in the hand and at about arm's length?

(Circle One):

- |                  |                  |
|------------------|------------------|
| a. Head of a pin | g. Silver dollar |
| <u>b. Pea</u>    | h. Baseball      |
| c. Dime          | i. Grapefruit    |
| d. Nickel        | j. Basketball    |
| e. Quarter       | k. Other _____   |
| f. Half dollar   |                  |

22.1 (Circle One of the following to indicate how certain you are of your answer to Question 22.)

- |                   |                  |
|-------------------|------------------|
| <u>a. Certain</u> | c. Not very sure |
| b. Fairly certain | d. Uncertain     |

23. How did the object or objects disappear from view? SPECTATORS LEFT SCENE BEFORE  
OBJECT DISAPPEARED  
NOTE

24. In order that you can give as clear a picture as possible of what you saw, we would like for you to imagine that you could construct the object that you saw. Of what type material would you make it? How large would it be, and what shape would it have? Describe in your own words a common object or objects which when placed up in the sky would give the same appearance as the object which you saw.

CONSTRUCT OUT OF METALS, ROUND SHAPE, SIZE UNDETERMINED

25. Where were you located when you saw the object?  
(Circle One):

- a. Inside a building
- b. In a car
- c. Outdoors
- d. In an airplane
- e. At sea
- f. Other \_\_\_\_\_

26. Were you (Circle One)

- a. In the business section of a city?
- b. In the residential section of a city?
- c. In open countryside?
- d. Flying near an airfield?
- e. Flying over a city?
- f. Flying over open country?
- g. Other \_\_\_\_\_

27. What were you doing at the time you saw the object, and how did you happen to notice it?

OFFICIAL STATE POLICE DUTY , JUST LOOKED UP THERE

28. IF you were MOVING IN AN AUTOMOBILE or other vehicle at the time, then complete the following questions:  
**NOT MOVING**

28.1 What direction were you moving? (Circle One)

- |              |              |              |              |
|--------------|--------------|--------------|--------------|
| a. North     | c. East      | e. South     | g. West      |
| b. Northeast | d. Southeast | f. Southwest | h. Northwest |

28.2 How fast were you moving? \_\_\_\_\_ miles per hour.

28.3 Did you stop at any time while you were looking at the object?

(Circle One)      Yes                  No

29. What direction were you looking when you first saw the object? (Circle One)

- |   |              |              |              |
|---|--------------|--------------|--------------|
| a. North                                      | c. East      | e. South     | g. West      |
| <input checked="" type="radio"/> b. Northeast | d. Southeast | f. Southwest | h. Northwest |

30. What direction were you looking when you last saw the object? (Circle One)

- |              |  |              |              |
|--------------|--|--------------|--------------|
| a. North     | <input checked="" type="radio"/> c. East | e. South     | g. West      |
| b. Northeast | d. Southeast                             | f. Southwest | h. Northwest |

31. If you are familiar with bearing terms (angular direction), try to estimate the number of degrees the object was from true North and also the number of degrees it was upward from the horizon (elevation).

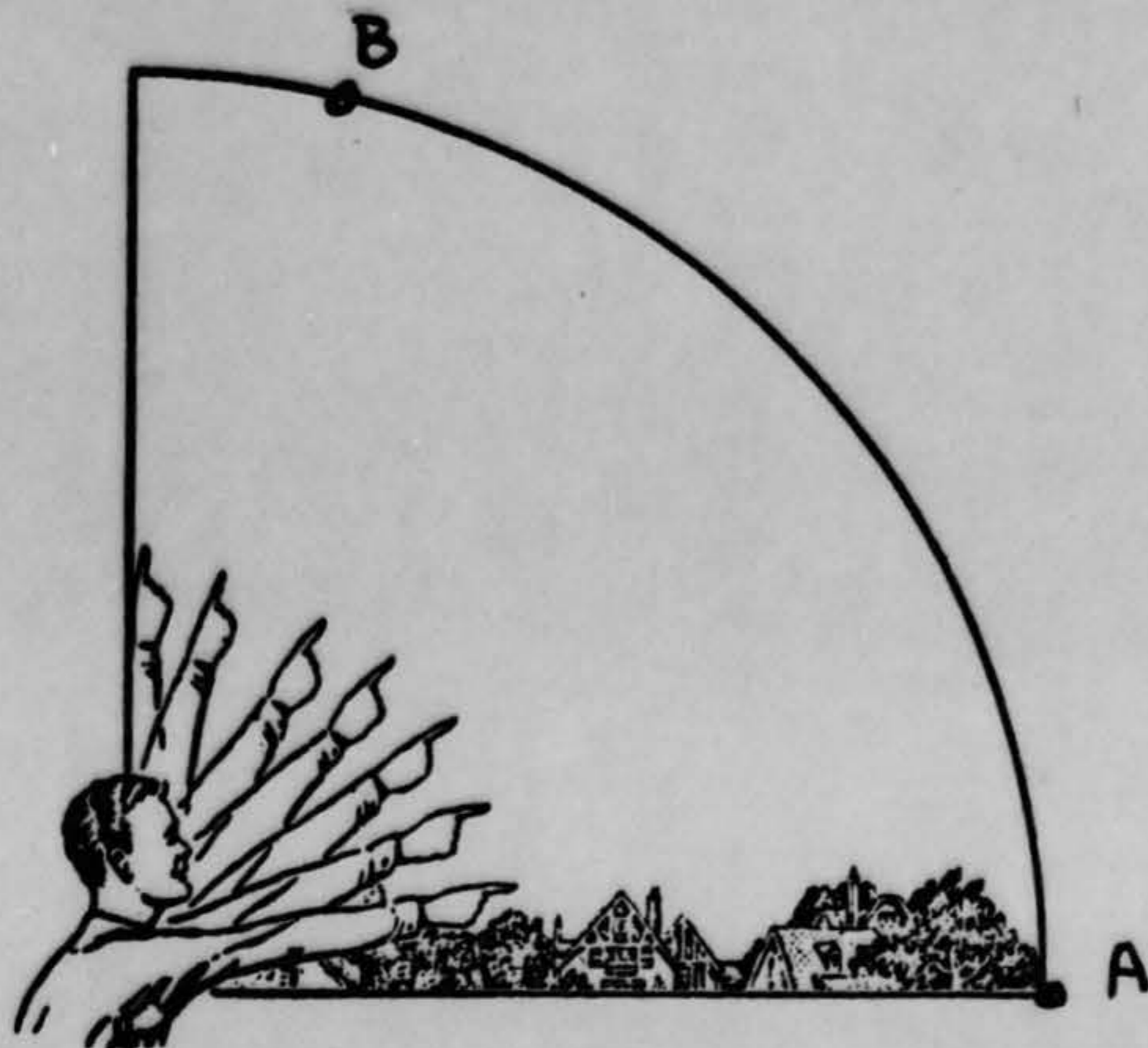
31.1 When it first appeared:

- a. From true North 015 degrees. *object on horizon when first seen*
- b. From horizon 0 degrees.

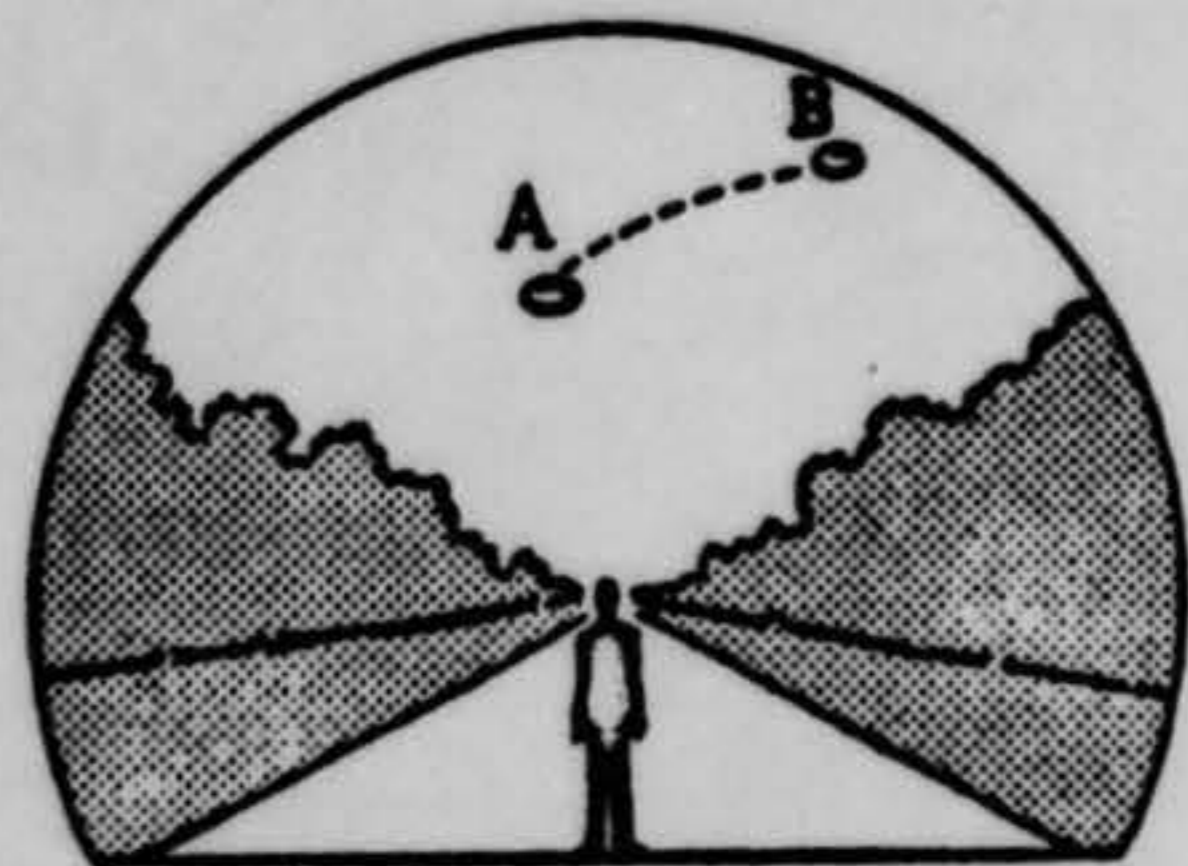

31.2 When it disappeared:

- a. From true North 090 degrees. *object almost overhead when last seen*
- b. From horizon 70 degrees.

32. In the following sketch, imagine that you are at the point shown. Place an "A" on the curved line to show how high the object was above the horizon (skyline) when you *first* saw it. Place a "B" on the same curved line to show how high the object was above the horizon (skyline) when you *last* saw it.



33. In the following larger sketch place an "A" at the position the object was when you *first* saw it, and a "B" at its position when you *last* saw it. Refer to smaller sketch as an example of how to complete the larger sketch.



34. What were the weather conditions at the time you saw the object?

34.1 CLOUDS (Circle One)

- a. Clear sky
- b. Hazy
- c. Scattered clouds
- d. Thick or heavy clouds
- e. Don't remember

34.2 WIND (Circle One)

- a. No wind
- b. Slight breeze
- c. Strong wind
- d. Don't remember

34.3 WEATHER (Circle One)

- a. Dry
- b. Fog, mist, or light rain
- c. Moderate or heavy rain
- d. Snow
- e. Don't remember

34.4 TEMPERATURE (Circle One)

- a. Cold
- b. Cool
- c. Warm
- d. Hot
- e. Don't remember

35. When did you report to some official that you had seen the object?

30                      JULY                      1958  
 Day                              Month                              Year

36. Was anyone else with you at the time you saw the object?

(Circle One)  Yes                      No

36.1 IF you answered YES, did they see the object too?

(Circle One)  Yes                      No

Identical report was filed by [redacted] Policeman from Tioga, North Dakota, and substantuated all parts of this report.

36.2 Please list their names and addresses:

- [redacted] - States Attorney - Williston, North Dakota
- [redacted] - Deputy Sheriff - Williston, North Dakota
- [redacted] - News Reporter, Williston Daily Herald - Williston, North Dakota
- [redacted] Jr. - Williston, North Dakota
- [redacted] - State Patrol - Williston, North Dakota

37. Was this the first time that you had seen an object or objects like this?

(Circle One)  Yes                      No

37.1 IF you answered NO, then when, where, and under what circumstances did you see other ones?

\_\_\_\_\_

\_\_\_\_\_

\_\_\_\_\_

\_\_\_\_\_

38. In your opinion what do you think the object was and what might have caused it?

NO OPINION